



MOUNTAINEER FOOTBALL

WVUSPORTS.COM

PO BOX 877 // MORGANTOWN, WV 26507-0877 // 304.293.2821 PHONE

GARRETT GREENE



WEST VIRGINIA MOUNTAINEERS

2023 Record: 8-4, 6-3 Big 12
Head Coach: Neal Brown
Alma Mater:.....UMass ('02)
Record at WVU: 30-29 (5th)
Overall Record: 65-45 (9th)



DATE: Wednesday, December 27, 2023
TIME: 5:30 p.m. (ET)

LOCATION: Charlotte, North Carolina
STADIUM: Bank of America (74,867)

LIVE TV BROADCAST: ESPN
NATIONAL RADIO: ESPN

LIVE AUDIO:
Mountaineer Sports Network by
Leaffield

WVU Game Day Apps and WVUSports.com

TWITTER UPDATES: @wvufootball

LIVE STATS: Statbroadcast.com



NORTH CAROLINA TAR HEELS

2023 Record: 8-4, 4-4 ACC
Head Coach: Mack Brown
Alma Mater: Florida State ('74)
Record at UNC:.. 107-72-1 (15th)
Overall Record . 282-148-1 (35th)

NOTING THE MOUNTAINEERS

- The 2023 season marks West Virginia's 131st season of football. The Mountaineers are the 15th winningest program in college football
- The Duke's Mayo Bowl is WVU 40th bowl appearance in school history. The Mountaineers are one of 15 Power 5 teams who have reached a bowl game in 19 of the past 22 years
- The Mountaineers are 16-23 all-time in bowl games and 1-1 in the Duke's Mayo Bowl
- This marks the third time that WVU has played in the Charlotte-based bowl game, winning 31-30 against UNC in 2008 (Meineke Car Care Bowl) and dropping a contest with Virginia in the inaugural Charlotte bowl game (Continental Tire Bowl) in 2002. WVU also split a pair of regular-season games in the stadium, defeating Tennessee, 40-14, in 2018, and losing 30-23 to East Carolina in 1999
- Junior center Zach Frazier was one of 16 student-athletes nationally to be selected as a member of the National Football Foundation's Scholar-Athlete team
- Beanie Bishop Jr. and Frazier were WVU's 111th and 112th All-America selections, including 48th and 49th since 2002. Bishop was the program's 13th consensus All-American, second since 2020, earning a spot on nine teams. Frazier was named on eight All-America teams

- Bishop and Frazier earned spots on the All-Big 12 Conference First Team and juniors offensive lineman Wyatt Milum and tight end Kole Taylor were on the second team
- Freshman running back Jahiem White was named to The Athletic's Freshman All-America Team and On3's True Freshman All-America Team, marking the eighth time in the past 10 years that WVU has had a player named to a freshman All-America team and 14th since 2005
- West Virginia has 2,812 rushing yards in 2023, ranking No. 1 among Power 5 schools. In Big 12 games, WVU was the only school to finish with more than 2,000 rushing yards (2,211)
- WVU is No. 1 in the Big 12 and tied for No. 2 for fewest sacks allowed per game (9)
- Among Power 5 schools, WVU has the longest streak of games with 140 or more rushing yards (15), three more than any other team
- West Virginia's defense has produced 6.1 tackles for loss per game, ranking No. 38 nationally
- WVU has thrown seven interceptions in 2023, ranking No. 22 nationally for fewest number of interceptions thrown
- WVU has produced 274 first downs this season, ranking No. 32 nationally

THE SERIES

All-Time Series Tied at 1-1
 At Neutral Site Tied at 1-1
 First Meeting 1996, UNC 20-13 (N)
 Last Meeting 2008, WVU 31-30 (N)
 N. Brown vs. UNC First Meeting
 N. Brown vs. M. Brown First Meeting
 M. Brown vs. WVU 2-1

- WVU is averaging 14.73 passing yards per completion this season, ranking No. 2 in the Big 12 and No. 8 nationally
- In Big 12 games, the Mountaineers lead the league in rushing yards per game (245.67) and in rushing touchdowns (24)
- WVU is ranked No. 4 nationally in punt return defense, giving up 0.00 yards per punt
- The Mountaineers are ranked No. 8 nationally in passing yards per completion (14.73)
- Quarterback Garrett Greene is ranked No. 1 nationally in quarterback rushing touchdowns (13), No. 3 in passing yards per completion (16.13), No. 11 in rushing yards per carry (6.38), No. 18 in points responsible for per game (15.6), No. 19 in rushing touchdowns (13) and No. 20 in yards per pass attempt (8.57)
- Bishop leads the nation in passes defended (24), breakups (20) and forced incompletions (17) and is No. 16 in interceptions (4). He needs just two breakups to become WVU's single-season leader (22)

2023 SCHEDULE & RESULTS

AT PENN STATE Sept. 2 L/38-15 NBC	DUQUESNE Sept. 9 W/56-17 Big 12 Now	PITT Sept. 16 W/17-6 ABC	TEXAS TECH Sept. 23 W/20-13 Big 12 Now	AT TCU Sept. 30 W/24-21 ESPN2	AT HOUSTON Oct. 12 (Thurs.) L/41-39 FS1	OKLAHOMA ST. Oct. 21 L/48-34 ESPN	AT UCF Oct. 28 W/41-28 FS1	BYU Nov. 4 W/37-7 FS1	AT OKLAHOMA Nov. 11 L/59-20 FOX	CINCINNATI Nov. 18 W/42-21 Big 12 Now	AT BAYLOR Nov. 25 W/34-31 FS1	VS. UNC Dec 27 5:30 p.m. ESPN

2023 DUKE'S MAYO BOWL

GAME COVERAGE

TV ESPN
 Matt Barrie (PBP), Dan Mullen (analyst)
 Harry Lyles Jr. (reporter)

National Radio..... ESPN
 Mike Couzens (PBP), Charles Arbuckle (analyst)
 Mike Peasley (reporter)

National Radio..... ESPN Deportes
 Eduardo Varela (PBP), Pablo Viruega (analyst)

Radio Mountaineer Sports Network
 Tony Caridi (PBP), Dwight Wallace (analyst),
 Jed Drenning (sideline)

Satellite Radio Broadcast..... SiriusXM
 Sirius Ch 84 or 84
<https://sxm.app.link/84>
<https://statbroadcast.com>

Live Statistics.....@WVUFootball

Twitter Updates.....@WVUFootball

NATIONAL RANKINGS

ASSOCIATED PRESS // DEC. 2, 2023

School	Points	Record	Prev. Rank
1. Michigan (51)	1,539	13-0	2
2. Washington (11)	1,499	13-0	3
3. Texas	1,375	12-1	7
4. Florida State	1,358	13-0	4
5. Alabama	1,329	12-1	8
6. Georgia	1,256	12-1	1
7. Ohio State	1,185	11-1	6
8. Oregon	1,119	11-2	5
9. Missouri	1,014	10-2	9
10. Penn State	960	10-2	10
11. Ole Miss	944	10-2	11
12. Oklahoma	867	10-2	12
13. LSU	823	9-3	13
14. Arizona	740	9-3	14
15. Notre Dame	634	9-3	16
16. Louisville	584	10-3	15
17. SMU	432	11-2	25
18. Liberty	424	13-0	20
19. NC State	377	9-3	T-21
20. Iowa	356	10-3	18
21. Oregon State	309	8-4	T-21
22. Oklahoma State	256	9-4	19
23. Tulane	201	11-2	17
24. JMU	177	11-1	24
25. Tennessee	98	8-4	NR

ARV: Clemson 87, Troy 65, Utah 39, Kansas State 38, Miami (Ohio) 31, Toledo 22, Kansas 8, Kentucky 4

AFCA COACHES POLL // DEC. 3, 2023

School	Points	Record	Prev. Rank
1. Michigan (51)	1,535	13-0	2
2. Washington (8)	1,482	13-0	3
3. Florida State	1,358	13-0	4
4. Texas	1,351	12-1	7
5. Alabama	1,351	12-1	8
6. Georgia	1,275	12-1	1
7. Ohio State	1,187	11-1	6
8. Oregon	1,092	11-2	5
9. Missouri	1,023	10-2	9
10. Penn State	952	10-2	10
11. Ole Miss	932	10-2	11
12. Oklahoma	898	10-2	12
13. LSU	796	9-3	13
14. Arizona	707	9-3	15
15. Louisville	642	10-3	14
16. Notre Dame	633	9-3	16
17. Iowa	426	10-3	17
18. NC State	423	9-3	20
19. SMU	375	11-2	24
20. Liberty	315	13-0	22
21. Oklahoma State	299	9-4	19
22. Oregon State	295	8-4	21
23. Tennessee	226	8-4	23
24. Tulane	139	11-2	18
25. JMU	114	11-1	25

ARV: Clemson 107, Troy 66, Kansas State 64, Utah 36, Kansas 17, West Virginia 8, Miami (OH) 8, Toledo 7, Boise State 7, San Jose State 3, New Mexico State.



RODNEY GALLAGHER III



SEAN MARTIN

STATISTICAL COMPARISONS

West Virginia	WVU Opponents	North Carolina	North Carolina Opponents
31.6	27.5	36.6	27.1
274	238	300	275
234.3	144.3	197.1	163.1
203.8	229.9	306.8	242.3
438.2	384.3	503.9	405.4
18.9	25.8	16.9	25.5
7.2	0.0	13.9	4.7
9-16.2	7-10.0	12-5.3	9-6.3
11-6	11-4	8-5	15-9
58-532	74-677	85-802	82-660
41.1	38.7	35.8	38.7
14-17	10-19	21-23	15-19
33:18	26:42	28:06	31:53
65-161 (40%)	60-156 (38%)	85-174 (49%)	67-173 (39%)
18-34 (53%)	13-24 (54%)	8-17 (47%)	16-31 (52%)
26-170	9-53	27-207	30-137
45-54 (83%)	32-38 (84%)	50-56 (89%)	40-51 (78%)

THE 2023 ROSTER

- The 2023 roster currently consists of 100 players from 21 different states and four foreign countries: Australia (1), Finland (1), Sweden (1) and The Netherlands (1).
- Leading the way is West Virginia (19), Florida (12), Pennsylvania (13), Ohio (10), Georgia (6), Kentucky (6), Maryland (3), North Carolina (5), South Carolina (4), Virginia (3), New Jersey (2), New York (2), Delaware (2), Texas (2), Alabama, Arizona, Colorado, Indiana, Illinois, Massachusetts and Washington.

ON TURF

- Since 1980, West Virginia is 271-128-5 in games played on artificial turf surfaces.
- WVU was 57-29 on turf in the 1990s, 66-21 on turf in the 2000s, 61-40 during the 2010s and 22-15 during the 2020s on turf

IN BOWLS

- The 2023 Duke's Mayo Bowl is WVU's 40th bowl appearance. West Virginia holds a 16-23 all-time record in bowl games, dating back to the 1922 East-West Game.
- West Virginia went to a school-record 11 straight bowl games (2002-12) until the streak was snapped in 2013. A streak of five straight bowl games was played from 2014-18 before that streak ended in 2019.
- This bowl game marks Neal Brown's third in his five-year tenure as the head coach at West Virginia.

MOUNTAINEER GRADUATES

- Twenty-five student-athletes on the 2023 football team have already graduated with their bachelor's degree: Jared Bartlett (BAN), Leighton Bechdel (P), Beanie Bishop Jr. (CB), Austin Brinkman (LS), Devin Carter (WR), Marcis Floyd (S), Zach Frazier (OL), Garrett Greene (QB), Luke Hamilton (FB), Davoan Hawkins (DL), Michael Hayes (K), Ja'Quay Hubbard (OL), Lee Kpogba (LB), Grayson Malashevich (WR), Nick Malone (OL), Sean Martin (DL), Noah Massey (WR), Montre Miller (CB), Fatoma Mulbah (DL), Doug Nester (OL), Malachi Ruffin (CB), Kole Taylor (TE), Jalen Thornton (DL), Anthony Wilson (S) and Brandon Yates (OL).

ACADEMIC ALL-BIG 12 HONORS

- West Virginia had a program-best 31 selections on one of the two Academic All-Big 12 teams for the 2023 season.
- Named to the first team were Donald Brandel (LB), Austin Brinkman (LS), Tyler Cain (LB), CJ Cole (WR), Preston Fox (WR/PR/KOR), Zach Frazier (OL), Garrett Greene (QB), Landen Livingston (OL), Graeson Malashevich (WR), Sean Martin (DL), Colin McBee (FB), Wyatt Milum (OL), Doug Nester (OL), Tomas Rimac (OL), Oliver Straw (P), Edward Vesterinen (DL), Victor Wikstrom (TE) and Jarel Williams (WR).
- Second-team selections were Leighton Bechdel (P), Bryce Biggs (OL), Caden Biser (LB), Aubrey Burks (S), Raleigh Collins III (Spear), Treylan Davis (TE), Will Dixon (TE), CJ Donaldson (RB), Jairo Faverus (LB), Hammond Russell IV (DL), Taurus Simmons (DL), Avery Wilcox (S) and Brandon Yates (OL).



COMPARING THE TWO NATIONALLY

	WVU	UNC
Scoring Offense	38 (31.6)	15 (36.6)
Scoring Defense	75 (27.5)	72 (27.1)
Rushing Offense	3 (234.3)	15 (197.1)
Rushing Defense	47 (144.3)	86 (163.1)
Passing Offense	92 (203.8)	8 (306.8)
Total Offense	27 (438.2)	4 (503.9)
Passes Had Intercepted	22 (7)	76 (9)
Pass Defense	93 (239.9)	100 (242.3)
Total Defense	70 (384.2)	95 (405.4)
Kickoff Returns	86 (18.95)	116 (16.89)
Punt Returns	84 (7.15)	14 (13.88)
Net Punting	27 (40.76)	111 (36.20)
Passing Efficiency	67 (134.27)	32 (149.60)
Turnover Margin	63 (0.00)	21 (0.58)
Interceptions	76 (9)	22 (12)
Pass Eff. Defense	82 (138.29)	64 (132.10)
First Downs	28 (274)	10 (300)
First Down Defense	56 (238)	120 (275)
Third Down Conv.	59 (40.4)	10 (49.1)
Opponent Third Down	59 (38.5)	64 (39.2)
Fourth Down Conv.	62 (52.9)	87 (47.1)
Opponent Fourth Down	80 (54.2)	67 (51.6)
Sacks By	57 (2.17)	44 (2.25)
Sacks Against	3 (0.75)	90 (2.50)
Tackles for Loss	38 (6.1)	55 (5.8)
Tackles for Loss Allowed	36 (4.92)	61 (5.42)
Penalties	20 (58)	109 (85)
Possession Time	5 (33:18)	115 (28:07)
Punt Return Defense	4 (0.00)	20 (3.88)
Kickoff Return Defense	126 (25.76)	125 (25.53)
Turnovers Gained	102 (13)	20 (21)
Fumbles Recovered	103 (4)	20 (9)
Red Zone Offense	76 (83.3%)	31 (89.3%)
Red Zone Defense	73 (84.2%)	32 (78.4%)

OVERTIME GAMES

- The 27-21, double-overtime win over Baylor in 2020 marked the 15th and most recent overtime game in West Virginia history. The Mountaineers own a 7-8 record in overtime games.
- West Virginia played its first overtime game against Pitt in 1997, dropping a three-overtime thriller, 41-38.

Overtime Games

Oct. 3, 2020	WVU 27, Baylor 21, 2OT
Oct. 10, 2015	Oklahoma State 33, WVU 26, OT
Nov. 30, 2013	Iowa State 52, WVU 44, 3OT
Nov. 9, 2013	Texas 47, WVU 40, OT
Nov. 2, 2013	WVU 30, TCU 27, OT
Nov. 3, 2012	TCU 39, WVU 38 2OT
Oct. 29, 2010	UConn 16, WVU 13 OT
Sept. 10, 2010	WVU 24, Marshall 21 OT
Nov. 8, 2008	Cincinnati 26, WVU 23 OT
Sept. 18, 2008	Colorado 17, WVU 14 OT
Dec. 2, 2006	WVU 41, Rutgers 39, 3OT
Oct. 15, 2005	WVU 46, Louisville 44, 3OT
Sept. 18, 2004	WVU 19, Maryland 16 OT
Nov. 11, 2000	WVU 31, Rutgers 24, 2OT
Nov. 28, 1997	Pitt 41, WVU 38, 3OT

BROWN'S BOWL HISTORY

- The 2023 Duke's Mayo Bowl marks the sixth bowl game in which Neal Brown has coached in as a head coach.
- However, it is the 11th bowl game in which he has coached as an assistant or head coach, including the third at West Virginia, three as the head coach at Troy, two as the assistant coach at Texas Tech and three as an assistant at Troy.

Year	School	Bowl Game/Opponent/Result
2023	West Virginia	Duke's Mayo/North Carolina
2021	West Virginia	Guaranteed Rate/Minnesota/L
2020	West Virginia	AutoZone Liberty/Army/W
2018	Troy	Dollar General/Buffalo/W
2017	Troy	New Orleans/North Texas/W
2016	Troy	Dollar General/Ohio/W
2012	Texas Tech	Meineke Car Care/Minnesota/W
2010	Texas Tech	TicketCity/Northwestern/W
2009	Troy	GMAC/Central Michigan/L
2008	Troy	New Orleans/Southern Miss/L
2006	Troy	New Orleans/Rice/W

ON NETWORK TELEVISION

- The ESPN broadcast of the North Carolina game in the Duke's Mayo Bowl marks the 323rd network television game for WVU.
- All-time, the Mountaineers are 169-152-1 in nationally televised games.

2023 Big 12 Standings

	Big 12	Pct.	Overall	Pct.
Texas	8-1	.889	12-1	.923
Oklahoma State	7-2	.778	9-4	.692
Oklahoma	7-2	.778	10-2	.833
West Virginia	6-3	.667	8-4	.667
Iowa State	6-3	.667	7-5	.583
Kansas State	6-3	.667	8-4	.667
Texas Tech	5-4	.556	6-6	.500
Kansas	5-4	.556	8-4	.667
UCF	3-6	.333	6-6	.500
TCU	3-6	.333	5-7	.417
BYU	2-7	.222	5-7	.417
Houston	2-7	.222	4-8	.333
Baylor	2-7	.222	3-9	.250
Cincinnati	1-8	.111	3-9	.250

NCAA ALL-TIME VICTORY LEADERS

Team	Years	Games	Record	Pct.
1. Michigan	144	1,391	1,002-353-36	.731
2. Ohio State	134	1,348	964-332-53	.733
3. Alabama	129	1,344	965-336-43	.732
4. Texas	131	1,372	948-391-33	.701
5. Notre Dame	134	1,325	946-337-42	.730
6. Oklahoma	129	1,337	944-340-53	.725
7. Penn State	137	1,379	929-409-41	.688
8. Nebraska	134	1,381	918-423-40	.682
9. Georgia	130	1,363	880-429-54	.663
10. Tennessee	127	1,342	875-414-53	.672
11. USC	130	1,295	873-368-54	.696
12. LSU	130	1,323	842-434-47	.654
13. Auburn	131	1,316	799-470-47	.626
14. Clemson	128	1,314	797-472-45	.623
15. West Virginia	131	1,351	780-526-45	.593
16. Texas A&M	129	1,328	778-502-48	.604
17. Washington	134	1,289	774-465-50	.616
18. Virginia Tech	130	1,322	771-505-46	.602
19. Pitt	134	1,363	761-560-42	.577
20. Florida	117	1,243	758-445-40	.627

AGAINST THE BIG 12

- West Virginia is 81-61 all-time against current members of the Big 12 Conference. WVU is 8-4 vs. Baylor; 2-0 against BYU; 17-3-1 vs. Cincinnati; 0-1 against Houston, 6-5 against Iowa State; 10-2 vs. Kansas; 6-7 against Kansas State; 3-12 vs. Oklahoma; 5-10 against Oklahoma State; 8-5 vs. TCU; 6-6 against Texas; 7-6 vs. Texas Tech and 3-0 against UCF.

ON GRASS

- Since 1980, West Virginia is 58-72 in games played on natural grass. The Mountaineers were 20-20 during the 2010 decade, are 3-7 during the

AVERAGE PER DOWN

- Here's a breakdown of how the 2023 West Virginia offense is operating on first, second, third and fourth down:
- On first down, the Mountaineers have run 377 plays and have gained 2,500 yards for a 6.7 average. On second down, the Mountaineers have run 271 plays for 1,712 yards and a 6.3 average. On third down, the Mountaineers have run 161 plays for 901 yards and a 5.6 average gain. West Virginia has run 34 plays on fourth down for 145 yards and a 4.3 average.
- WVU's touchdowns have come 22 times on first down (14 rush/8 pass), 15 times on second down (10 rush/5 pass), eight times on third down (5 rush/3 pass) and three times on fourth down (2 rush/1 pass).

OFFENSIVE ANALYSIS

- Breaking down the West Virginia offensive numbers for the 2023 season shows that the Mountaineers have run 843 plays, 535 on the ground and 308 through the air.
- The rushing game has totaled 2,812 yards, an average of 5.3 yards per carry and 31 touchdowns. The passing attack has totaled 2,446 yards, 17 touchdowns and an average of 14.7 yards per completion.
- Combine the two and the Mountaineers have turned in 5,258 yards of total offense, 48 touchdowns, an average of 6.2 yards per play and an average of 31.6 points per game.
- Deeper analysis shows that the Mountaineer offense has gained 152 first downs by the run and 95 via the pass. On average, West Virginia has totaled 234.3 yards per game on the ground, 203.8 yards per game passing and 438.2 yards per game of total offense.

THE LAST TIME AGAINST NORTH CAROLINA: WEST VIRGINIA 31, UNC 30

CHARLOTTE, N.C. (12/28/2008) - West Virginia won its fourth straight bowl game in dramatic fashion with a 31-30 shootout victory over North Carolina in the Meineke Car Care Bowl in Charlotte.

Before a sell-out crowd of 73,712 fans, West Virginia standout quarterback Pat White played his last game in a Mountaineer uniform, and left with a performance that will go down as one of the great bowl outings in college football history.

White completed 26-of-32 passes for 332 yards and three touchdowns and rushed for 55 yards to total 387 yards of offense.

With the starting performance, White became the first quarterback in NCAA history to win four bowl games as he won the Sugar, Gator, Fiesta and Meineke Car Care Bowls.

It didn't take White and the Mountaineers long to get the shootout started as they scored on the game's opening possession. Tailback Noel Devine's 18-yard run ended an eight-play, 55-yard drive and gave West Virginia a 7-0 advantage.

North Carolina answered right back on its first possession, when quarterback T.J. Yates hit receiver Hakeem Nicks for a 73-yard touchdown to tie the game.

West Virginia came back just five-plays later, when White went to the air for the first of his three touchdown passes, and hit receiver Alric Arnett for a 44-yard strike, putting the Mountaineers up 14-7 with 5:11 left in the first.

The Tar Heels were not to be outdone and tied the game in just one offensive play when Nicks hauled in a 66-yard touchdown off a reverse pass from receiver Cooter Arnold.

Just before the wild first quarter ended, West Virginia went to the air again, and White found Bradley Starks over the middle for a 35-yard scoring play, giving the Mountaineers a 21-14 edge heading into the second quarter.

After the Mountaineer defense held Carolina on downs at the one-yard line, the WVU offense took over, but Devine was tackled in the end zone for a safety and UNC closed the deficit to 21-16.

North Carolina took its first lead, 23-21, at the 10:36 mark of the second quarter, when Yates found Nicks again for a 25-yard strike in the corner of the end zone.

A Tar Heel interception in the end zone just before halftime ended another WVU scoring opportunity and preserved the UNC advantage.

On the opening possession of the third quarter, the WVU offense was on the move again and drove 65-yards in 11 plays, capped off by a 25-yard Pat McAfee field goal for a 24-23 Mountaineer lead.

The offensive firepower continued later in the third when North Carolina regained the lead, 30-24, with a four-yard run from Yates in the right corner of the end zone.

Midway through the fourth quarter, WVU's fourth-down attempt on its own 44 was stopped, and UNC had all the momentum until the Mountaineer defense came up big, forcing a fumble as Robert Sands forced a fumble by UNC tailback Shaun Draughn that was recovered by J.T. Thomas at the WVU 30.

White completed a pass for 41 yards to Jock Sanders, then rushed for nine yards, before hitting Arnett for a 20-yard scoring toss and a 31-30 Mountaineer advantage with 7:14 left.

Both defenses traded stops, before UNC took over at its 26 with 3:15 left in the game. WVU's Pat Lazear ended the game four-plays later when he intercepted Yates to seal the victory.

Along with White's great numbers, Arnett finished with 93 yards receiving and Nicks led the Tar Heels with 217 yards receiving and three scores.

West Virginia finished with 455 yards of total offense to UNC's 370, and evened the short series with UNC at 1-1. White finished with an impressive 34-8 record in four years as West Virginia's starting quarterback.



ALRIC ARNETT

PAT WHITE

Scoring and Statistical Summary

	1	2	3	4	F
West Virginia	21	0	3	7	31
North Carolina	14	9	7	0	30

- 1st WVU - Noel Devine 18 rush (Pat McAfee kick)
UNC - Hakeem Nicks 73 pass from T.J. Yates (Casey Barth kick)
WVU - Alric Arnett 44 pass from Pat White (McAfee kick)
UNC - Nicks 66 pass from Cooter Arnold (Barth kick)
WVU - Bradley Starks 35 pass from White (McAfee kick)
- 2nd UNC - Team Safety
UNC - Nicks 25 pass from Yates (Barth kick)
- 3rd WVU - McAfee 25 FG
UNC - Yates 4 rush (Barth kick)
- 4th WVU - Arnett 20 pass from White (McAfee kick)

	WVU	UNC
First Downs	20	15
Rushes/Yards	42/123	29/93
Passing Yardage	332	277
Passes	26/32/1	16/26/1
Punts	3/133/44.3	5/200/40.0
Fumbles/Lost	2/1	2/1
Return Yardage	13	0
Penalties/Yards	1/10	4/37
Time of Possession	33:44	26:16

WVU RUSHING: Devine 13-61; White 21-55; WVU PASSING: White 26-32-1-332; WVU RECEIVING: Arnett 7-93; Sanders 5-70; WVU TACKLES (TFL/QS): Allen 7 (1/0); Sowers 5; Lankster 5; WVU INTERCEPTIONS: Lazear.

UNC RUSHING: Draughn 17-65; UNC PASSING: Yates 15-25-1-211; UNC RECEIVING: Nicks 8-217; UNC TACKLES (TFL/QS): Sturdivant 11; Searcy 10 (1/2); UNC INTERCEPTIONS: Williams.

Attendance - 73,7112



ZACH FRAZIER

BEANIE BISHOP JR.

2023 WEST VIRGINIA TEAM HONORS

Leighton Bechdel

Academic All-Big 12 Second Team

Bryce Biggs

Academic All-Big 12 Second Team

Caden Biser

Academic All-Big 12 Second Team

Donald Brandel

Academic All-Big 12 First Team

Austin Brinkman

College Sports Communicators Academic All-District
All-Big 12 Conference Second Team (Phil Steele)
Academic All-Big 12 First Team

Beanie Bishop Jr.

NCAA Consensus First Team All-American
Walter Camp FF All-America First Team
FWAA All-America First Team
Associated Press All-America Second Team
AFCA All-America Second Team
The Sporting News All-America Second Team
Phil Steele All-America First Team
Bleacher Report All-America (First Team)
College Football Network All-America (First Team)
USA Today All-America Second Team
FOX Sports All-America Second Team
All-Big 12 Conference First Team (Coaches, AP, Phil Steele)

Aubrey Burks

Academic All-Big 12 Second Team

Tyler Cain

Academic All-Big 12 First Team

CJ Cole

College Sports Communicators Academic All-District
Academic All-Big 12 First Team

Raleigh Collins III

Academic All-Big 12 Second Team

Treylan Davis

Academic All-Big 12 Second Team

Will Dixon

Academic All-Big 12 Second Team

CJ Donaldson Jr.

Academic All-Big 12 Second Team

Jairo Faverus

Academic All-Big 12 Second Team

Preston Fox

Academic All-Big 12 First Team

Zach Frazier

NFF William V. Campbell Trophy Finalist
NFF Scholar-Athlete Team
Wuerffel Trophy Semifinalist
Jason Witten Award Man of the Year Semifinalist
College Sports Communicators Academic All-District
The Sporting News All-America Second Team
Associated Press All-America Third Team
Action Network All-America First Team
USA Today All-America Second Team
The Athletic All-America Second Team
SI.com All-America Second Team
FOX Sports All-America Second Team
College Football Network All-America Second Team
Phil Steele All-America Third Team
All-Big 12 Conference First Team (Coaches, AP, Phil Steele)

Garrett Greene

All-Big 12 Conference Fourth Team (Phil Steele)
Academic All-Big 12 First Team

Michael Hayes

College Sports Communicators Academic All-District
All-Big 12 Conference Fourth Team (Phil Steele)

Lee Kpogba

All-Big 12 Conference Third Team (Phil Steele)

Landen Livingston

Academic All-Big 12 First Team

Graeson Malashevich

Academic All-Big 12 First Team

Sean Martin

Academic All-Big 12 First Team

Colin McBee

Academic All-Big 12 First Team

Wyatt Milum

Phil Steele All-America Honorable Mention
All-Big 12 Conference Second Team (Phil Steele)
Academic All-Big 12 First Team

Doug Nester

Academic All-Big 12 First Team

Tomas Rimac

College Sports Communicators Academic All-District
Academic All-Big 12 First Team

Hammond Russell IV

Academic All-Big 12 Second Team

Taurus Simmons

Academic All-Big 12 Second Team

Oliver Straw

College Sports Communicators Academic All-District
Academic All-Big 12 First Team

Kole Taylor

All-Big 12 Conference Second Team (Coaches)
All-Big 12 Conference Fourth Team (Phil Steele)

Edward Vesterinen

College Sports Communicators Academic All-District
Academic All-Big 12 First Team

Victor Wikstrom

Academic All-Big 12 First Team

Avery Wilcox

Academic All-Big 12 Second Team

Jahiem White

The Athletic Freshman All-American
PFF Freshman All-America
ON3 True Freshman All-American

Jerel Williams

Academic All-Big 12 First Team

Brandon Yates

Academic All-Big 12 Second Team

COMPARING THE TWO IN CONFERENCE

	WVU (Big 12)	UNC (ACC)
Scoring Offense	6 (31.6)	2 (36.6)
Scoring Defense	8 (27.5)	10 (27.1)
Rushing Offense	1 (234.3)	1 (197.1)
Rushing Defense	4 (144.3)	11 (163.1)
Passing Offense	14 (203.8)	1 (306.8)
Total Offense	6 (438.2)	1 (503.9)
Passes Had Intercepted	2 (7)	10 (9)
Pass Defense	8 (239.9)	14 (242.3)
Total Defense	5 (384.2)	12 (405.4)
Kickoff Returns	12 (18.95)	13 (16.89)
Punt Returns	8 (7.15)	1 (13.88)
Net Punting	5 (40.76)	12 (36.20)
Passing Efficiency	9 (134.27)	2 (149.60)
Turnover Margin	9 (0.00)	3 (0.58)
Interceptions	10 (9)	4 (12)
Pass Eff. Defense	10 (138.29)	8 (132.10)
First Downs	6 (274)	1 (300)
First Down Defense	3 (238)	14 (275)
Third Down Conv.	7 (40.4)	1 (49.1)
Opponent Third Down	5 (38.5)	8 (39.2)
Fourth Down Conv.	6 (52.9)	13 (47.1)
Opponent Fourth Down	9 (54.2)	10 (51.6)
Sacks By	3 (2.17)	8 (2.25)
Sacks Against	1 (0.75)	12 (2.50)
Tackles for Loss	4 (6.1)	10 (5.8)
Tackles for Loss Allowed	7 (4.92)	9 (5.42)
Penalties	4 (58)	12 (85)
Possession Time	1 (33:18)	13 (28:07)
Punt Return Defense	2 (0.00)	2 (3.88)
Kickoff Return Defense	14 (25.76)	11 (25.53)
Turnovers Gained	11 (13)	4 (21)
Fumbles Recovered	9 (4)	4 (9)
Red Zone Offense	7 (83.3%)	1 (89.3%)
Red Zone Defense	10 (84.2%)	7 (78.4%)

AGAINST RANKED TEAMS

- Beginning with a 27-0 loss to Fordham on Oct. 18, 1941, West Virginia has played 171 games against nationally ranked teams. Of those, 51 have been Mountaineer victories.
- Since 1999, WVU has posted 27 victories over ranked teams. Penn State was ranked No. 7 in the Associated Press and AFCA Coaches Polls and Oklahoma was No. 17 in the AP Poll and No. 15.

NIGHT GAMES

- West Virginia is 88-77-3 all-time in games played after 5 p.m., including 45-49-1 on the road, 36-17-2 at home and 7-11 at a neutral site.
- The first night game in WVU history was played at George Washington (L 19-0) in 1940.

FIRST-TIME STARTERS

- Seventeen Mountaineers have earned their first career start during the 2023 season: Jaylen Anderson (RB), Beanie Bishop Jr. (CB), Devin Carter (WR), Hudson Clement (WR), Ben Cutter (LB), Treylan Davis (TE), Preston Fox (WR), Rodney Gallagher III (WR), EJ Horton (WR), Trey Lathan (LB), Mike Lockhart (DL), Nick Malone (OL), Nicco Marchiol (QB), Traylon Ray (WR), Kole Taylor (TE), Jahiem White (RB) and Anthony Wilson (S).

FOR STARTERS

- In 2023, the Mountaineers have 48 players with at least one game of starting experience.
- Tops on the list are Devin Carter (51), Doug Nester (51), Anthony Wilson (48), Zach Frazier (46), Brandon Yates (33) and Wyatt Milum (31).



TRUE AND REDSHIRT FRESHMEN

- Fifteen true freshmen have played for the Mountaineers in 2023: DJ Cotton (DL), Ben Cutter (LB), Oreynd Fisher (DL), Rodney Gallagher III (WR), James Heard Jr. (BAN), Jordan Jackson (CB), Josiah Jackson (CB), Nick Krahe (OL), Corey McIntyre Jr. (DL), DJ Oliver (RB), Aden Tagaloa-Nelson (S), Traylon Ray (WR), Jahiem White (RB), Johnny Williams IV (OL) and Cooper Young (OL).
- Nineteen redshirt freshmen have played for West Virginia in 2023: Derek Berlitz (DL), Donald Brandel (LB), Raleigh Collins III (Spear), Harry Hilvert (DL), Hudson Clement (WR), Will Dixon (TE), Tomiwa Durojaiye (DL), Tyler Evans (WR), Taran Fitzpatrick (WR), Charlie Katarancic (OL), Trey Lathan (LB), Landen Livingston (OL), Nicco Marchiol (QB), Colin McBee (FB), Maguire Moss (LS), Asani Redwood (DL), Christian Stokes (S), Sullivan Weidman (OL) and Jarel Williams (WR).

FIRST-TIME PLAYERS

- Forty-two Mountaineers have seen their first WVU action during the 2023 season: Beanie Bishop Jr. (CB), Tyrin Bradley (BAN), Donald Brandel (LB), Tyler Cain (LB), Devin Carter (WR), Hudson Clement (WR), Keyshawn Cobb (S), DJ Cotton (DL), Ben Cutter (LB), Will Dixon (TE), Tomiwa Durojaiye (DL), Tyler Evans (WR), Oreynd Fisher (DL), Taran Fitzpatrick (WR), Rodney Gallagher III (WR), Luke Hamilton (FB), Davoan Hawkins (DL), Michael Hayes (K), James Heard Jr. (BAN), Harry Hilvert (DL), EJ Horton Jr. (WR), Jordan Jackson (CB), Josiah Jackson (CB), Charlie Katarancic (OL), Nick Krahe (OL), Zeiqui Lawton (DL), Landen Livingston (OL), Noah Massey (WR), Corey McIntyre Jr. (DL), Montre Miller (CB), Maguire Moss (LS), Fatorma Mulbah (DL), DJ Oliver (RB), Ja'Shaun Poke (WR), Kole Taylor (TE), Traylon Ray (WR), Aden Tagaloa-Nelson (S), Sullivan Weidman (OL), Jahiem White (RB), Johnny Williams IV, Anthony Wilson (S) and Cooper Young (OL).

COACHING STAFF ASSIGNMENTS

- Here's a breakdown of the WVU coaching staff assignments for the 2023 season:
 - Matt Moore (AHC-OL/Field)
 - Chad Scott (OC-RB/Field)
 - Jordan Lesley (DC-OLB/Field)
 - ShaDon Brown (Co-DC-DBs/Press Box)
 - Jeff Koonz (ST Coordinator-ILB/Press Box)
 - Sean Reagan (PGC-QB/Press Box)
 - Andrew Jackson (DL/Field)
 - Bilal Marshall (WR/Field)
 - Blaine Stewart (TE/Field)
 - Dontae Wright (S/Field)

NFF SCHOLAR-ATHLETE TEAM

- Zach Frazier earned a place on the prestigious National Football Foundation Scholar-Athlete Team and was a finalist for the William Campbell Trophy, the academic Heisman.
- Frazier is the eighth WVU football player named to the scholar-athlete team and first since Sean Mahone in 2021.

ALL-AMERICAN MOUNTAINERS

- In 2023, cornerback Beanie Bishop Jr. and center Zach Frazier were named to All-America teams, becoming the 48th and 49th players honored for WVU since 2002 and 111th and 112th in school history. Jahiem White was named to the freshman All-America team.
- Bishop was named WVU's 13th Consensus All-America selection and the first since Darius Stills in 2020. He was named a first-team selection by Walter Camp, FWAA, Phil Steele, Bleacher Report and College Football Network and second team by AFCA, Associated Press, The Sporting News, USA Today and FOX Sports.
- Frazier was named a first-team selection by Action Network, second team by The Sporting News, USA Today, FOX Sports, SI.com and the Athletic and third team by the Associated Press, Phil Steele and College Football Network.
- White was named to The Athletic's Freshman All-America Team and On3's True Freshman All-America Team, marking the eighth time in the past 10 years that WVU has had a player named to a freshman All-America team and 14th since 2005.



TOMIWA DUOROJAIVE

HUDSON CLEMENT

SEVEN-UP

- The Mountaineers' 42-21 win over Cincinnati on Nov. 18 marked WVU's seventh win of the 2023 season.
- WVU has posted seven or more wins 18 times since 2000 and 53 times in school history.

EIGHT BALL

- The Mountaineers' 34-31 win at Baylor on Nov. 25 was WVU's eighth win of the 2023 season.
- WVU has posted eight or more wins 14 times since 2000 and 38 times in school history.

OVER THE LAST NINE YEARS

- Over the last nine years, West Virginia's defense is tied for No. 33 nationally in interceptions (104) among FBS schools and is tied for No. 22 among Power 5 schools.
- In 2015, the Mountaineer defense finished with 23 interceptions, ranking No. 2 nationally. WVU also was No. 5 nationally in turnovers gained (31).
- WVU finished with 11 interceptions in 2016, 14 in 2017, 15 in 2018, eight in 2019, 11 in 2020, nine in 2021, four in 2022 and currently has nine in 2023.

TAKEAWAYS

- Over the last nine years, West Virginia has produced 163 takeaways, No. 39 among Power 5 schools.
- Clemson has the most during the nine-year period with 215, Troy has 207 and Iowa and Alabama have 205.

WVU'S RECORD WHEN WEARING ... (SINCE 2001)

Blue Jersey - Gold Pants: 33-15
 Blue Jersey - White Pants: 10-7
 Blue Jersey - Blue Pants: 32-12
 White Jersey - Gold Pants: 16-17
 White Jersey - White Pants: 24-23
 White Jersey - Blue Pants: 23-14
 White Jersey - Gray Pants: 0-1
 Gold Jersey - Blue Pants: 16-4
 Gold Jersey - Gold Pants: 8-3
 Gold Jersey - White Pants: 4-1
 Gold Jersey - Gray Pants: 0-1
 Gray Jersey - Gray Pants: 4-1
 Gray Jersey - Blue Pants: 1-0

WVU VS. 2023 SLATE

- West Virginia owns a 107-155-7 record against its 2023 opponents. The Mountaineers have winning records over Baylor, BYU, Cincinnati, Duquesne, TCU, Texas Tech and UCF.

2023 Opponent	Series Record
Baylor.....	7-4
BYU.....	2-0
Cincinnati.....	17-3-1
Duquesne.....	5-3-1
Houston.....	0-1
Oklahoma.....	3-12
Oklahoma State.....	5-10
Penn State.....	9-49-2
Pitt.....	41-62-3
TCU.....	8-5
Texas Tech.....	7-6
UCF.....	3-0

30 IS ENOUGH

- Since 1980, West Virginia is 212-29-1 when scoring 30 or more points in a game. During the 1990s, West Virginia was 43-4 when scoring 30 or more points in a contest and was 40-2-1 in the '80s when reaching that mark. WVU is 131-24 since 2000 when scoring 30 points or more in a contest.

SCORING 40 OR MORE POINTS

- Since 2000, the Mountaineers are 70-7 when hitting the 40-point plateau. WVU is 200-7 all-time when scoring 40 or more points in a game.

300 or More Yards Passing (since 2012)

656	Baylor (2012)	70-63/W
539	Oklahoma (2018)	59-56/L
532	Arizona State (2015)	43-42/W
511	Maryland (2014)	40-37/W
498	Texas Tech (2019)	17-38/L
448	James Madison (2012)	42-12/W
429	vs. Tennessee (2018)	40-14/W
407	Kansas (2012)	59-10/W
403	East Carolina (2017)	56-20/W
401	Oklahoma State (2012)	55-34/L
391	Houston (2023)	41-39/L
389	Youngstown State (2016)	38-21/W
376	Oklahoma (2014)	45-33/L
375	at Baylor (2017)	38-36/W
372	at Kansas State (2017)	28-23/W
371	TCU (2018)	47-10/W
	vs. Virginia Tech (2017)	31-24/L
370	Iowa State (2021)	38-31/W
370	at Texas Tech (2018)	42-34/W
367	Texas (2019)	42-31/L
366	at TCU (2017)	31-24/L
365	vs. Alabama (2014)	33-23/L
364	at Oklahoma State (2018)	45-41/L
359	Georgia Southern (2015)	44-0/W
	Georgia State (2013)	41-7/W
356	Kansas State (2018)	35-6/W
	Iowa State (2013)	52-44/L
355	Kansas (2022)	42-55/L
	Towson (2014)	54-0/W
353	Baylor (2018)	58-14/W
352	Texas Tech (2017)	46-35/W
347	at Texas Tech (2020)	34-27/L
347	at Kansas (2017)	56-34/W
346	at Texas (2018)	42-41/W
	vs. Texas A&M (2014)	45-37/L
344	LIU (2021)	66-0/W
341	at Iowa State (2016)	49-19/W
338	Maryland (2012)	31-21/W
334	Delaware State (2017)	59-16/W
332	Kansas (2018)	38-22/W
	Youngstown State (2018)	52-17/W
	vs. BYU (2016)	35-32/W
330	Texas Tech (2021)	23-20/L
324	Marshall (2012)	69-34/W
322	Baylor (2014)	41-27/W
320	Oklahoma State (2013)	30-21/W
	Oklahoma (2012)	50-49/L
318	Kansas (2020)	38-17/W
317	Texas (2020)	17-13/L
315	Duquesne (2023)	56-17/W
308	Towson (2022)	65-7/W
301	Texas (2021)	31-23/W
301	Kansas State (2020)	37-10/W

CHARTING WEST VIRGINIA'S PLAYERS OF THE WEEK

Game	O-Champ	D-Champ	ST-Champ	O-Scout	D-Scout	ST-Scout
at Penn State	None	None	None	None	None	None
Duquesne	H. Clement	M. Lockhart	M. Hayes	DJ. Oliver	C. Stokes	D. Brandel
				J. Williams IV		
Pitt	CJ Donaldson Jr.	B. Bishop	M. Ruffin	C. Katarincic	C. McIntyre Jr.	C. McBee
Texas Tech	W. Milum	M. Floyd	P. Fox	T. Evans	T. Cain	D. Shabazz
at TCU	G. Greene	I. Kpogba	M. Hayes	C. McBee	D. Brandel	J. Price
at Houston	None	None	None	None	None	None
Oklahoma State	None	None	None	None	None	None
at UCF	G. Greene	B. Bishop	M. Hayes	T. Evans	D. Brandel	T. Cain
BYU	J. White	A. Wilson	A. Brinkman	S. Boyle	DJ. Cotton	D. Berlitz
at Oklahoma	None	None	None	None	None	None
Cincinnati	J. White, G. Greene	L. Kpogba	D. Hawkins, EJ Horton	C. Cole	C. McIntyre	T. Fitzpatrick
at Baylor	G. Greene	B. Cutter	None	C. Katarincic	Jor. Jackson	C. McBee

ROAD, HOME AND TOTAL WINS

Most Total Wins Over The Last 21 Years (2003-23)

Rk.	School	Wins
1.	Ohio State	230
2.	Oklahoma	219
	Boise State	219
4.	Georgia	218
5.	Clemson	211
	Alabama	211
7.	LSU	206
8.	Oregon	194
9.	Wisconsin	193
10.	TCU	185
11.	Florida State	184
12.	Utah	183
13.	USC	182
	Oklahoma State	182
	Texas	182
16.	Michigan	179
17.	Florida	178
18.	Notre Dame	177
	Penn State	177
20.	Virginia Tech	174
	Iowa	174
22.	Auburn	173
23.	Cincinnati	170
24.	BYU	169
25.	West Virginia	167
26.	Louisville	165

Best Winning Percentage Away From Home (Road or Neutral) Over The Last 21 Years (2003-23)

Rk.	School	W-L	Winning %
1.	Ohio State	94-25	.790
2.	Alabama	98-33	.748
3.	Boise State	102-37	.734
4.	Oklahoma	93-37	.715
5.	Georgia	105-43	.709
6.	USC	78-43	.645
7.	LSU	81-46	.638
8.	Clemson	87-50	.635
9.	Texas	80-46	.631
10.	TCU	82-48	.624
11.	Florida State	83-50	.618
12.	Appalachian State	42-26	.609
13.	Notre Dame	78-50	.606
14.	Oregon	77-50	.595
15.	Utah	78-53	.583
16.	Wisconsin	74-53	.581
17.	Oklahoma State	75-54	.554
18.	Virginia Tech	72-58	.552
19.	Iowa	69-56	.545
20.	Florida	73-61	.542
21.	Michigan	64-54	.538
22.	Louisville	71-61	.536
23.	Penn State	64-55	.535
24.	BYU	74-64	.533
25.	Stanford	69-60	.520
26.	Cincinnati	72-63	.508
27.	West Virginia	65-60	.507

Best Home Winning Percentage Over The Last 21 Years (2003-23)

Rk.	School	W-L	Winning %
1.	Ohio State	136-15	.901
2.	Boise State	117-15	.886
3.	Clemson	124-18	.873
4.	Georgia	113-18	.863
5.	LSU	125-20	.862
6.	Oklahoma	126-21	.857
7.	Alabama	113-19	.856
8.	Oregon	118-23	.837
9.	Wisconsin	119-25	.826
10.	USC	104-25	.806
11.	Utah	105-27	.795
12.	Michigan	115-30	.793
13.	Florida	105-30	.778
14.	Oklahoma State	107-33	.764
	Penn State	113-35	.764
16.	TCU	103-33	.760
17.	Cincinnati	98-32	.754
18.	Auburn	114-38	.750
19.	Iowa	105-36	.745
20.	Toledo	91-32	.740
21.	West Virginia	102-36	.739
22.	Florida State	101-36	.737
23.	BYU	95-34	.736
24.	Texas	102-38	.729



CJ DONALDSON JR.

JAHIEM WHITE

WEST VIRGINIA OFFENSE

- This season's offensive roster includes 12 true freshmen, 12 redshirt freshmen, one sophomore, nine redshirt sophomores, seven juniors, five redshirt juniors, three seniors and three redshirt seniors
- Against Baylor, the Mountaineers finished with 519 yards of total offense, marking the fifth time this season WVU has posted 500 or more yards
- West Virginia leads all Power 5 teams in rushing offense, averaging 234.3 rushing yards per game
- West Virginia is the only team in the Big 12 with three players with at least 700 rushing yards this season
- West Virginia is the only team in the conference with two rushers who have at least 10 rushing touchdowns this season (Garrett Greene and CJ Donaldson Jr.)
- WVU is one of four teams in the Big 12 averaging at least 200 rushing yards per game this year
- WVU is ranked No. 27 in the FBS in total offense, averaging 438.2 yards per game
- West Virginia has eclipsed 140 rushing yards in 15 straight games dating back to 2022
- The Mountaineers possess the ball, averaging 33:18 per game, ranking No. 5 in FBS
- WVU is ranked No. 3 in the country in sacks allowed, surrendering only nine sacks this season
- The nine sacks allowed by West Virginia are the least amount of sacks allowed by the Mountaineers since 2017 (19)
- West Virginia is ranked No. 22 in the country in penalties per game, averaging 4.83
- West Virginia has only committed 13 turnovers this season, ranking No. 24 in FBS
- The WVU offense has scored 34 or more points in six of its last seven games
- West Virginia has scored 20 or more points in 10 of 12 games this season
- Greene is ranked No. 11 in career rushing touchdowns at WVU with 22
- Greene leads all FBS quarterbacks in rushing touchdowns with 13
- Greene's 13 rushing touchdowns this season are the most by a WVU quarterback since Pat White in 2002 (14)
- Garrett Greene is tied for No. 3 nationally for big time throws (29). UNC's Drake Maye has 36, Washington's Michael Pennix has 30 and Garrett is tied with LSU's Jayden Daniels and USC's Caleb Williams is 5th with 28.
- Donaldson Jr. is ranked No. 18 in career rushing touchdowns at WVU with 19
- West Virginia has rushed for at least 200 yards in six of the last eight games
- Four different Mountaineers have led the team in rushing yards in a game this season (Donaldson Jr., Greene, Jahiem White, Nicco Marchiol)
- WVU reached 100 yards on the ground for the 34th time under Neal Brown against Baylor
- Overall, the Mountaineers are 26-8 in the Brown era when rushing for at least 100 yards
- West Virginia has scored at least one rushing touchdown in 33 of its last 37 games
- Since 2012, WVU has thrown for 300 or more yards 52 times, 350 or more 31 times, 400 or more 10 times and 500 or more four times
- The Mountaineers have thrown for 300 or more yards 12 times under Brown
- West Virginia is 36-17 when passing for 300 or more yards since 2012
- West Virginia also has produced 26 games with 400 or more yards of total offense under Brown
- Against Cincinnati, Greene became the first WVU quarterback to have multiple games with three rushing TDs in the same season since Pat White in 2006
- Greene finished with 210 passing yards and a career-best 154 rushing yards, becoming the first WVU QB to exceed 200 yards through the air and 150 yards on the ground since Pat White on Nov. 16, 2006
- White finished with a career-high 204 yards on the ground against Cincinnati, becoming the first Mountaineer to exceed 200 yards rushing since Justin Crawford vs. Baylor on Dec. 3, 2016 (209)
- White's 204 rushing yards also marked the most rushing yards by a true freshman since Dustin Garrison finished with 291 yards against Bowling Green in 2011
- West Virginia rushed for more yards than its opponent's average rushing yards in 10 games in 2023

NFL MOUNTAINEERS



As of Nov. 20, there are 16 former Mountaineers on NFL rosters and practice squads, playing for 13 different teams.

Kyzir White, Arizona Cardinals
 Dante Stills, Arizona Cardinals
 Daryl Worley, Baltimore Ravens
 Rasul Douglas, Buffalo Bills
 Tony Fields II, Cleveland Browns
 Adam Pankey, Dallas Cowboys
 David Sills V, Denver Broncos
 Bruce Irvin, Detroit Lions
 Will Grier, Los Angeles Chargers
 Yodny Cajuste, New York Giants
 Mark Glowinski, New York Giants
 Bryce Ford-Wheaton, New York Giants
 David Long Jr., Miami Dolphins
 Colton McKivitz, San Francisco 49ers
 Geno Smith, Seattle Seahawks
 Trevon Wesco, Tennessee Titans



LEE KPOGBA

AUBREY BURKS

WEST VIRGINIA DEFENSE


- This season's defensive roster includes 10 redshirt freshmen, one sophomore, eight redshirt sophomores, seven juniors, six redshirt juniors, two seniors, five redshirt seniors and one redshirt fifth-year
- WVU's defensive personnel includes 19 defensive linemen, four bandits, 11 linebackers, three spears, nine cornerbacks, seven safeties and one defensive back
- Fourteen players have recorded at least 20 tackles for the Mountaineer defense this season: Lee Kpogba, Beanie Bishop Jr., Trey Lathan, Anthony Wilson, Jared Bartlett, Hershey McLaurin, Ben Cutter, Aubrey Burks, Malachi Ruffin, Marcis Floyd, Sean Martin, Fatorma Mulbah, Edward Vesterinen and Mike Lockhart
- Six players have recorded at least five tackles for loss for the Mountaineer defense this season: Kpogba, Cutter, McLaurin, Martin, Lockhart and Tomiwa Durojaiye
- Bishop currently has 20 pass breakups on the year and needs two more to pass Brian King (21 in 2003) for the most in a season at WVU
- Bishop leads the country in passes defended with 24 (20 pass breakups and four interceptions)
- Beanie Bishop Jr. leads the nation in forced incompletions (17).
- Beanie Bishop Jr. is ranked No. 16 nationally in interceptions (4).
- Lockhart is ranked No. 15 in the Big 12 Conference with nine tackles for loss
- Kpogba is ranked No. 13 in the conference in total tackles (85), averaging 7.1 tackles per game
- West Virginia is ranked No. 5 in the Big 12 in total defense, allowing 384.3 total yards per game
- The WVU rush defense is ranked No. 47 in FBS and No. 4 in the conference, allowing 144.3 yards per game
- West Virginia allows opponents to convert 38.5% of third downs, good for No. 5 in the Big 12
- West Virginia is ranked No. 38 in FBS in tackles for loss, averaging 6.1 per game
- The West Virginia defense has held 10 of its last 11 opponents to fewer than 300 yards passing
- In 59 games under Neal Brown, the Mountaineers have recorded at least one sack 53 times
- Under Brown, the Mountaineers also have held their opponents to fewer than 300 yards of total offense 16 times
- West Virginia has held its opponents to fewer than 300 yards passing in 47 of its last 57 games
- Since 2019, WVU has held opposing teams to fewer than 250 yards passing 37 times, fewer than 200 yards 21 times and fewer than 150 yards 11 times
- WVU is 99-15 since 2002 when winning the turnover battle
- For the year, the WVU defense has recorded 73 tackles for loss and 26 sacks
- The Mountaineer defense has recorded at least 26 sacks in four of the five years in the Brown era
- The Mountaineers held Duquesne to 3 yards rushing on 28 attempts, the fewest number of rushing yards allowed since Nov. 10, 2018, vs. TCU (-7 rushing yards allowed)
- West Virginia had 14 tackles for loss against Duquesne, the most in the Neal Brown era
- The Mountaineers held TCU to zero points in the second half, as well as 1 yard of total

WEST VIRGINIA SPECIAL TEAMS

- West Virginia's 2023 special teams personnel includes three kickers, three punters, one punter/long snapper and two long snappers
- Michael Hayes has yet to miss a PAT as a Mountaineer as he converted 4-for-4 against Baylor
- For his career, Hayes is 88-for-89 on PATs
- For the year, Hayes is 14-for-17 (82.35%) on field goal attempts
- Hayes' longest field goal was a 49-yarder against TCU (Sept. 30)
- Straw has punted 40 times for 1,706 total yards, averaging 42.65 yards per punt
- Straw has pinned 18 punts inside the 20-yard line, and seven punts have traveled at least 50 yards
- WVU is ranked No. 4 in the country in punt return defense, allowing zero yards per return
- The Mountaineers are ranked No. 27 nationally in net punting, averaging 40.76 yards per punt
- West Virginia is ranked No. 10 in the country in blocked kicks with three this season
- Preston Fox is ranked No. 32 in FBS in punt returns, averaging 8.1 yards per return
- West Virginia blocked a punt against Oklahoma State, marking the first blocked punt since September 1, 2022 against Pitt
- WVU blocked two field goals at TCU, marking the first time it has recorded two blocks since Nov. 9, 2002, against Boston College

Offensive Line Stats

Player	Snaps	Sacks	Knockdowns	Great Blocks	Effort
Brandon Yates	735	0	30	51	5
Doug Nester	619	0	27	28	2
Zach Frazier	804	0	58	53	12
Tomas Rimac	631	0	19	62	6
Wyatt Milum	695	0	40	72	5
Ja'Quay Hubbard	374	0	16	16	1
Nick Malone	371	1	14	25	2



MOUNTAINEER TOP RUSHING MARKS

1. 569	Washington & Lee	November 10, 1923
2. 536	East Carolina	September 28, 2002
3. 517	Connecticut	November 24, 2007
4. 478	East Carolina	September 4, 2004
5. 457	Syracuse	October 14, 2006
6. 458	Oklahoma	November 17, 2012
7. 451	Pitt	November 24, 2005
8. 446	Syracuse	October 30, 1993
446	Rutgers	November 3, 2001
10. 437	Pitt	November 16, 2006
11. 427	Cincinnati	October 17, 1987
12. 426	Kansas	November 21, 2015
13. 424	Cincinnati	November 18, 2023
14. 397	East Carolina	September 22, 2007
15. 394	Eastern Washington	September 9, 2006
16. 382	Georgia	January 2, 2006
17. 379	East Carolina	November 7, 1992
18. 378	Pitt	September 29, 1990

MOUNTAINEER TOP PASSING MARKS

1. 656	Baylor	September 29, 2012
2. 539	Oklahoma	November 23, 2018
3. 532	Arizona State	January 2, 2016
4. 511	Maryland	September 13, 2014
5. 498	Texas Tech	November 9, 2019
6. 469	UConn	October 8, 2011
7. 463	LSU	September 24, 2011
8. 452	Missouri	December 26, 1998
9. 448	James Madison	September 15, 2012
10. 431	Norfolk State	September 10, 2011
11. 429	Tennessee	September 1, 2018
12. 416	Pitt	September 28, 1968
13. 410	Louisville	November 5, 2011
14. 409	Pitt	November 27, 1998
15. 407	Kansas	December 1, 2012
407	Clemson	January 4, 2012
17. 403	East Carolina	September 9, 2017

18. 401	Oklahoma State	November 10, 2012
19. 396	Baylor	October 25, 2018
396	Pitt	October 15, 1994
21. 391	Houston	October 12, 2023
22. 390	Purdue	September 2, 1995
23. 389	Youngstown State	September 10, 2016
24. 388	Maryland	September 17, 2011
25. 380	Miami	October 24, 1998
26. 376	Oklahoma	September 20, 2014
27. 372	Cincinnati	November 12, 2011
28. 371	TCU	November 10, 2018
371	Rutgers	November 9, 1996
371	Virginia Tech	September 3, 2017

MOUNTAINEER TOP TOTAL OFFENSE

1. 807	Baylor	September 29, 2012
2. 778	Oklahoma	November 17, 2012
3. 704	Oklahoma	November 23, 2018
4. 694	Maryland	September 13, 2014
5. 676	Arizona State	January 2, 2016
6. 674	Washington & Lee	November 10, 1923
7. 655	Marshall	September 1, 2012
8. 654	Syracuse	October 30, 1993
9. 650	Texas Tech	October 15, 2016
10. 647	Kansas	December 1, 2012
11. 643	Bowling Green	October 1, 2011
12. 641	Pitt	October 2, 1965
641	Pitt	November 16, 2006
14. 635	Kansas	September 23, 2017
15. 634	Cincinnati	November 18, 2023
16. 630	Kansas	November 21, 2015
17. 627	Rutgers	November 3, 2001
18. 625	Youngstown State	September 8, 2018
19. 624	Towson	September 17, 2022
624	Eastern Kentucky	September 12, 2020
624	Youngstown State	September 10, 2016
624	Connecticut	November 24, 2007
23. 623	Pitt	November 27, 1999
24. 621	East Carolina	September 4, 2004

CAREER GAMES PLAYED/STARTED

	GP/GS	2023	2022	2021	2020
@Beanie Bishop Jr., r-Sr., CB	61/23	12/12	13/0	13/10	6/1
!Devin Carter, r-Sr., WR	60/51	11/9	9/9	12/12	12/10
~Lee Kpogba, Sr., LB	56/34	12/12	12/12	10/10	11/0
*Marcis Floyd, r-Sr., S	56/39	10/7	12/11	11/11	7/5
\$Doug Nester, Sr., OL	56/51	11/10	11/11	13/13	8/7
+Anthony Wilson, r-Sr., S	51/48	12/12	13/13	12/12	12/11
=Davoan Hawkins, r-Sr., DL	51/17	12/0	12/12	11/4	7/1
^Jared Bartlett, r-Jr., LB	49/25	12/12	10/9	13/3	9/1
Zach Frazier, Jr., OL	47/46	12/12	12/12	13/13	10/9
Michael Hayes, r-Sr., K	47/47	12/12	12/12	13/13	10/10
Brandon Yates, r-Jr., OL	47/32	12/12	12/0	13/13	10/9
Malachi Ruffin, r-Sr., CB	45/15	12/10	12/5	11/0	10/0
Kole Taylor, Jr., TE	44/18	12/11	13/2	11/3	7/2
Jalen Thornton, r-Jr., DL	43/0	12/0	9/0	12/0	10/0
Sean Martin, Jr., DL	42/20	12/12	12/8	13/0	5/0
%Montre Miller, r-Sr., CB	42/25	1/0	12/12	13/13	4/0
Graeson Malashevich, r-Jr., WR	41/0	10/0	8/0	13/0	10/0
Nick Malone, r-Jr., OL	39/4	12/4	12/0	12/0	2/0
Austin Brinkman, Jr., LS	37/37	12/12	12/12	13/13	--
&Luke Hamilton, r-Sr., FB	36/5	11/0	4/0	7/5	--
Taurus Simmons, Jr., BAN	36/0	11/0	10/0	12/0	3/0
Wyatt Milum, Jr., OL	35/31	11/11	12/12	12/8	--
Garrett Greene, r-So., QB	33/13	11/11	9/2	11/0	2/0
Edward Vesterinen, Jr., DL	32/13	12/12	12/0	8/1	--
Fatorma Mulbah, Jr., DL	31/0	12/0	13/0	6/0	--
Tyrin Bradley, Jr., BAN	29/11	11/0	11/11	7/0	--
Aubrey Burks, Jr., S	28/22	11/11	11/11	6/0	--
Treytan Davis, r-So., TE	28/5	12/5	12/0	4/0	--
Preston Fox, r-So., WR	28/6	12/6	12/0	4/0	--
EJ Horton Jr., Jr., WR	28/6	10/2	12/4	6/0	--
Ja'Quay Hubbard, r-Jr., OL	26/14	11/3	12/11	3/0	--
Tomas Rimac, r-So., OL	24/15	10/10	12/5	2/0	--
Caden Biser, r-Fr., LB	23/0	12/0	11/0	--	--
Jairo Faverus, r-So., LB	23/0	7/0	12/0	0/0	4/0
CJ Cole, r-So., WR	23/0	12/0	9/0	2/0	--
Oliver Straw, So., P	23/23	12/12	11/0	--	--
Jacoby Spells, So., CB	20/0	11/0	9/0	--	--
CJ Donaldson Jr., So., RB	19/10	12/10	7/1	--	--
Tomiwa Durajaiye, r-Fr., DL	15/0	12/0	3/0	--	--
Tirek Austin-Cave, r-Jr., LB	13/0	3/0	10/0	--	--
Hammond Russell IV, r-So., DL	13/0	11/0	2/0	--	--
Asani Redwood, Fr., DL	13/0	10/0	3/0	--	--
Avery Wilcox, r-So., S	13/0	12/0	1/0	--	--
Jarel Williams, r-Fr., WR	13/0	12/0	1/0	--	--
Jaylen Anderson, r-So., RB	12/1	6/1	6/0	--	--
Ben Cutter, Fr., LB	12/7	12/7	--	--	--
Raleigh Collins III, r-Fr., S	12/1	8/0	4/1	--	--
Rodney Gallagher, Fr., WR	12/2	12/2	--	--	--
Traylon Ray, Fr., WR	11/4	11/4	--	--	--
Jahiem White, Fr., RB	11/2	11/2	--	--	--
Nicco Marchiol, r-Fr., QB	10/1	8/1	2/0	--	--
Hudson Clement, r-Fr., WR	10/7	10/7	--	--	--
Victor Wikstrom, r-So., TE	10/0	8/0	0/0	2/0	--
Trey Lathan, Fr., LB	9/5	5/5	4/0	--	--
Leighton Bechdel, r-Jr., P	8/0	6/0	1/0	1/0	--
Bryce Biggs, r-So., OL	7/0	6/0	1/0	--	--
Sullivan Weidman, r-Fr., OL	7/0	7/0	--	--	--
Colin McBee, r-Fr., FB	5/0	5/0	--	--	--
DJ Oliver, Fr., RB	4/0	4/0	--	--	--
Donald Brandel, r-Fr., LB	4/0	4/0	--	--	--
Will Dixon, r-Fr., TE	4/0	4/0	--	--	--
Johnny Williams, Fr., OL	4/0	4/0	--	--	--
Brayden Dudley, r-Fr., DL	3/0	0/0	2/0	1/0	--
Corey McInyre, Fr., DL	3/0	3/0	--	--	--
Tyler Evans, r-Fr., WR	3/0	3/0	--	--	--
Derek Berlietz, r-Fr., DL	2/0	1/0	1/0	--	--
Jordan Jackson, Fr., S	2/0	2/0	--	--	--
Josiah Jackson, Fr., CB	2/0	2/0	--	--	--
Charlie Katarincic, r-Fr., OL	2/0	2/0	--	--	--
Nick Krahe, Fr., OL	2/0	2/0	--	--	--
Landen Livingston, r-Fr., OL	2/0	2/0	--	--	--
Noah Massey, r-Sr., WR	2/0	2/0	--	--	--
Cooper Young, Fr., OL	2/0	2/0	--	--	--
Tyler Cain, Fr., LB	2/0	2/0	--	--	--
DJ Cotton, Fr., DL	1/0	1/0	--	--	--
Oreynd Fisher, Fr., DL	1/0	1/0	--	--	--
Harry Hilvert, r-Fr., DL	1/0	1/0	--	--	--
Zeiqui Lawton, r-Fr., DL	1/0	1/0	--	--	--
Maguire Moss, r-Fr., LS	1/0	1/0	--	--	--
Aden Tagaloa-Nelson, Fr., S	1/0	1/0	--	--	--

^ - Jared Bartlett's totals include 4 GP in 2019
 @ - Beanie Bishop 13/0 in 2019 and 4/0 in 2020
 ! - Devin Carter 4/0 in 2018 and 12/11 in 2019
 \$ - Doug Nester 11/10 in 2019
 * - Marcis Floyd 12/7 in 2019 and 4/0 in 2018
 % - Montre Miller 8/0 in 2019 and 4/0 in 2018
 + - Anthony Wilson 2/0 in 2019
 ~ - Lee Kpogba 11/0 in 2019
 = - Luke Hamilton 12/0 in 2019 and 2/0 in 2018

CHARTING WEST VIRGINIA'S PLAYERS OF THE WEEK

Game	O-Line	Juice Award	Blue Collar
at Penn State	None	None	None
Duquesne	W. Milum	R. Swope	E. Vesterinen
Pitt	Z. Frazier	N. Krahe	D. Nester, F. Mulbah
Texas Tech	Z. Frazier	J. Williams IV	E. Vesterinen
	W. Milum		T. Davis
at TCU	Z. Frazier	S. Weidman	E. Vesterinen, B. Yates, A. Wilson
at Houston	None	None	None
Oklahoma State	None	None	None
at UCF	W. Milum	R. Swope, C. Katyarincic	J. Thorton, E. Vesterinen, P. Fox
BYU	Z. Frazier	Nate Flower	B. Yates, P. Fox, J. Thornton, B. Cutter
at Oklahoma	None	None	None
Cincinnati	Z. Frazier	G. Malashevich	T. Davis, J. Hubbard, J. Bartlett, B. Cutter
at Baylor	Z. Frazier	M. Moss, CJ Cole	J. Thornton, M. Floyd, J. Hubbard, K. Taylor



West Virginia Bests

Rushing Yards.....	569 vs. Washington & Lee 1923
Passing Yards.....	656 vs. Baylor 2012
Total Yards.....	807 vs. Baylor 2012
Total First Downs.....	37 vs. Maryland 2015
Low Rushing Yards All.....	30 vs. Florida 1981
Low Passing Yards All.....	0 vs. Pitt 1981
Low Total Yards Allowed.....	14 vs. Maryland 1919
Fewest First Downs All.....	0 vs. Maryland 1919
Longest TD run.....	96 vs. N. Illinois 1986
Longest Non-TD Run.....	79 vs. Louisville 2008, Baylor 2018
Longest TD Reception.....	96 vs. Penn State 1973
Longest Non-TD Reception.....	84 vs. Miami 2003
Points (Game).....	92 vs. Marshall 1916
Victory Margin.....	89 vs. Geneva 1951

West Virginia Bests - 2020 Decade

Rushing Yards.....	424 vs. Cincinnati '23
Passing Yards.....	391 vs. Houston '23
Total Yards.....	634 vs. Cincinnati '23
Total First Downs.....	32 vs. Towson '22, Va. Tech '22
First Downs Rushing.....	23 vs. Cincinnati '23
First Downs Passing.....	19 vs. Kansas '22
Low Rushing Yards All.....	3 vs. Duquesne '23
Low Passing Yards All.....	57 vs. Army '20
Low Total Yards Allowed.....	95 vs. LIU '21
Fewest First Downs All.....	7 vs. KU '20
Fewest 1st Downs Rushing All.....	1 vs. VT '22, Duq '23
Fewest 1st Downs Passing All.....	2 vs. Army '20, LIU '21
Longest TD run.....	87 vs. KU '20
Longest Non-TD Run.....	67 vs. TCU '21
Longest TD Reception.....	75 vs. Cincinnati '23
Longest Non-TD Reception.....	58 vs. KSU '20
Points (Game).....	66 vs. LIU '21
Points (Half).....	45 vs. Towson '22 (First)
Points (Qtr).....	28 vs. ECU '20 (Second), Duq '23 (Second)
Victory Margin.....	66 vs. LIU '21

West Virginia Bests - Neal Brown Era

Rushing Yards.....	424 vs. Cincinnati '23
Passing Yards.....	498 vs. Texas Tech '19
Total Yards.....	634 vs. Cincinnati '23
Total First Downs.....	32 vs. Towson '22, Va. Tech '22
First Downs Rushing.....	23 vs. Cincinnati '23
First Downs Passing.....	21 vs. Texas Tech '19
Low Rushing Allowed.....	3 vs. Duquesne '23
Low Passing Yards Allowed.....	57 vs. Army '20
Low Total Yards Allowed.....	95 vs. LIU '21
Fewest 1st Downs Allowed.....	7 vs. KU '20
Fewest 1st Downs Rushing All.....	1 vs. VT '22, Duq '23
Fewest 1st Downs Passing All.....	2 vs. Army '20, LIU '21
Longest TD run.....	87 vs. KU '20
Longest Non-TD Run.....	67 vs. TCU '21
Longest TD Reception.....	83 vs. BU '19
Longest Non-TD Reception.....	58 vs. KSU '20
Points (Game).....	66 vs. LIU '21
Points (Half).....	45 vs. Towson '22 (First)
Points (Qtr).....	28 vs. ECU '20 (Second), Duq '23 (Second)
Victory Margin.....	66 vs. LIU '21

Pronunciation Guide

FIRST NAMES

Aden (Tagaloa-Nelson).....	Ay-din
Asani (Redwood).....	Ah-sonn-E
Davoan (Hawkins).....	day-vee-on
Fatorma (Mulbah).....	Fuh-torm-uh
Graeson (Malashevich).....	gray-son
Jahiem (White).....	juh-heem
Jairo (Faverus).....	Jai-Eh-roe
Ja'Quay (Hubbard).....	juh-KWAY
Jarel (Williams).....	juh-rell
Malachi (Ruffin).....	Mal-uh-kigh
Marcis (Floyd).....	mar-kus
Oryend (Fisher).....	oh-ry-en
Taran (Fitzpatrick).....	tuh-ran
Taurus (Simmons).....	Tar-us
Tirek (Austin-Cave).....	tah-reek
Tomas (Rimac).....	Toe-moss
Tomiwa (Durojaiye).....	Toe-me-wah
Traylon (Ray).....	tray-lin
Treytan (Davis).....	tray-lin
Zeiqui (Lawton).....	Zigh-key

LAST NAMES

Bechdel (Leighton).....	beck-dole
Braham (Noah).....	bram
Brandel (Donald).....	brand-ol
Durojaiye (Tomiwa).....	durr-oh-jy-yay
Faverus (Jairo).....	Fahv-russ
Katarincic (Charlie).....	cat-en-rin-sic
Kpogba (Lee).....	Ko-buh
Kocan (T.J.).....	ko-chan
Krahe (Nick).....	cray
Malashevich (Graeson).....	Mal-uh-shev-ich
Marchiol (Nicco).....	Mark-E-ole
Milum (Wyatt).....	my-lum
Mulbah (Fatorma).....	mall-buh
Rimac (Tomas).....	ree-mack
Shabazz (Deuce).....	shuh-bazz
Tagaloa-Nelson (Aden).....	tag-uh-low-uh
Vesterinen (Edward).....	vest-ur-en-in
Weidman (Sullivan).....	weed-man
Wikstrom (Victor).....	wick-strum

RUNNING FOR 100

- In the Neal Brown era, the Mountaineers are 26-8 when rushing for at least 100 yards.
- 2019 (NC State - 173/W, Kansas - 192/W)
- 2020 (Eastern Kentucky - 329/W, Baylor - 134/W, Kansas - 226/W, Kansas State - 184/W, TCU - 180/W)
- 2021 (LIU - 198/W, Virginia Tech - 180/W, TCU - 229/W, Iowa State - 122/W, Texas - 158/W, Kansas - 261/W)
- 2022 (Pitt - 190/L, Kansas - 146/L, Towson - 316/W, Virginia Tech - 218/W, Baylor - 217/W, TCU - 155/L, Oklahoma - 203/W, Kansas State - 153/L, Oklahoma State - 250/W)
- 2023 (Penn State - 146/L, Duquesne - 304/W, Pitt - 151/W, Texas Tech - 157/W, TCU - 201/W, Houston - 155/L, Oklahoma State - 226/L, UCF 286/W, BYU - 336/W, Oklahoma - 176/L, Cincinnati - 424/W, Baylor - 250/W)

Scoring 20 or more in a quarter

- In 2023, West Virginia scored 21 points in the second quarter against Cincinnati (11/23), 22 points in the fourth quarter at Houston (10/12) and 28 points in the first quarter against Duquesne (9/9), marking the third year in a row that WVU has scored 20 or more in a quarter of a game.
- WVU scored 20 or more points in two quarters against Towson in 2022, LIU in 2021 and in back-to-back games against East Carolina and Delaware State in 2017. WVU added a third consecutive game with 20 or more points in two quarters at Kansas the following weekend.
- WVU has scored 20 or more points in a quarter 75 times since 2000 and has done it in two quarters of a game 13 different times.

Game	Year	Points	Quarter
Cincinnati	2023	21	2nd
Houston	2023	22	4th
Duquesne	2023	28	2nd
Towson	2022	24	2nd
Towson	2022	21	1st
LIU	2021	21	3rd
LIU	2021	21	1st
Kansas State	2020	21	2nd
Eastern Kentucky	2020	28	2nd
Oklahoma	2018	21	3rd
TCU	2018	24	2nd
Baylor	2018	31	2nd
Texas Tech	2018	28	1st
Youngstown State	2018	21	3rd
Tennessee	2018	20	3rd
Kansas State	2017	21	2nd
Baylor	2017	21	3rd
Texas Tech	2017	22	4th
Kansas	2017	21	4th
Kansas	2017	28	2nd
Delaware State	2017	21	2nd
Delaware State	2017	24	1st
East Carolina	2017	28	2nd
East Carolina	2017	21	1st
Kansas	2016	21	2nd
Texas Tech	2016	21	4th
Kansas	2015	28	1st
Maryland	2015	21	1st
Texas A&M	2014	20	1st
Iowa State	2014	20	2nd
Towson	2014	21	2nd
Baylor	2013	21	4th
Georgia State	2013	21	4th
Kansas	2012	21	2nd
TCU	2012	21	2nd
Baylor	2012	21	3rd
Baylor	2012	21	2nd
James Madison	2012	21	1st
Marshall	2012	21	3rd
Marshall	2012	21	2nd
vs. Clemson	2011	35	2nd
Connecticut	2011	23	3rd
Bowling Green	2011	21	2nd
Norfolk State	2011	28	3rd
UNLV	2010	21	1st
Auburn	2009	21	1st
North Carolina	2008	21	1st
Louisville	2008	21	3rd
UConn	2008	21	3rd
UConn	2007	21	4th
UConn	2007	21	3rd
Miss. State	2007	28	1st
at Marshall	2007	21	3rd
at Marshall	2007	21	4th
W. Michigan	2007	21	3rd
vs. Ga. Tech	2006	21	3rd
Cincinnati	2006	21	2nd
Cincinnati	2006	21	3rd
Syracuse	2006	21	3rd
at Miss. State	2006	21	4th
Maryland	2006	21	1st
vs. Georgia	2005	21	1st
Pitt	2005	21	4th
UConn	2005	21	2nd
at Maryland	2005	24	4th
James Madison	2004	21	2nd
East Carolina	2004	28	2nd
Temple	2003	21	1st
at East Carolina	2003	20	2nd
at East Carolina	2003	21	3rd
at Temple	2002	21	1st
UT-Chattanooga	2002	21	2nd
UT-Chattanooga	2002	21	4th
Rutgers	2001	28	1st

RECORD UNDER BROWN

Overall Record.....	65-45
At home.....	36-16
On the road.....	25-28
At a neutral site.....	4-1
Day games.....	42-32
Night games.....	23-13
Vs. ranked (coaches' poll).....	5-16
Vs. ranked (AP poll).....	4-17
Vs. coaches' Top 10.....	0-5
Vs. AP Top 10.....	0-5
Vs. ACC.....	4-3
Vs. Big 12.....	20-24
Vs. Big Ten.....	1-4
Vs. Pac-12.....	0-0
Vs. SEC.....	1-2
Vs. C-USA.....	2-0
Vs. Mid-American.....	3-0
Vs. Mountain West.....	0-2
Vs. Sun Belt.....	23-9
Vs. FCS.....	9-0
Vs. Independents.....	2-1
In bowl games.....	4-1
In overtime.....	1-1
More than 7 days to prepare.....	18-17
In August.....	1-0
In September.....	23-12
In October.....	15-18
In November.....	21-12
In December.....	5-3
In January.....	0-0
Outrushing opponent.....	52-9
Outrushed by opponent.....	13-35
When rushing for 200 yards.....	22-1
When rushing for 300 yards.....	7-0
Outpassing opponent.....	40-19
Outpassed by opponent.....	25-26
When passing for 300-399 yards.....	21-8
When passing for 400-499 yards.....	1-1
When passing for 500+ yards.....	0-0
When allowing 1-199 yards passing.....	35-15
When allowing 200-299 yards passing.....	23-18
When allowing 300+ yards passing.....	8-12
When having 400-499 total offense.....	25-7
When having 500+ total offense.....	10-4
More total offense than opponent.....	44-13
Same total offense as opponent.....	2-0
Less total offense than opponent.....	19-32
Allowing 399 or less total offense.....	53-24
When allowing 400+ total offense.....	9-18
When allowing 500+ total offense.....	3-3
Committing fewer turnovers.....	39-3
Committing more turnovers.....	15-29
Turnovers are even.....	11-13
0-30:00 of time of possession.....	28-24
30:01-plus of time of possession.....	37-21
Scoring first.....	43-13
Opponent scores first.....	22-32
Leading after the 1st quarter.....	48-8
Trailing after the 1st quarter.....	7-28
Tied after the 1st quarter.....	10-9
Leading at halftime.....	51-6
Trailing at halftime.....	9-37
Tied at halftime.....	5-2
Leading after the 3rd quarter.....	54-4
Trailing after the 3rd quarter.....	7-38
Tied after the 3rd quarter.....	4-3
Scoring 0-10 points.....	0-10
Scoring 11-20 points.....	5-21
Scoring 21-30 points.....	19-6
Scoring 31-40 points.....	20-6
Scoring 41-plus points.....	21-2
Opponent scores 0-10 points.....	16-0
Opponent scores 11-20 points.....	21-7
Opponent scores 21-30 points.....	22-10
Opponent scores 31-40 points.....	6-12
Opponent scores 41-plus points.....	0-16
Individual 100-yard rusher.....	37-6
Opponent 100-yard rusher.....	12-18
Opponent less than 100-yards rushing.....	23-4
Individual 1 100-yard receiver.....	23-10
Opponent 100-yard receiver.....	12-13
Individual 300-yard passer.....	14-8
Opponent 300-yard passer.....	8-12

WEST VIRGINIA HEAD COACH NEAL BROWN - FIFTH YEAR



Neal Brown is in his fifth year as the head coach at West Virginia.

It's a proven fact that you win with people, and no one knows that better than Brown. He has a commitment to investing time and resources in his staff and players, mentoring and preparing them to carry out the mission of Mountaineer Football, not only on the field but off of it as well.

One of the key areas in which his commitment is paying huge dividends is recruiting. Brown has taken a young and depleted roster, established a strong foundation and has it heading in an upward direction toward the future.

In his first four full classes, the average signee star rating has been among the best in the program's history, highlighted by the signing of 15 four-star recruits during that time. The program has landed multiple targets after beating out many high-level schools. WVU has landed the top in-state recruits every year that the program has pursued these coveted prospects, including All-Americans Zach Frazier and Wyatt Milum.

The 2021 class had the highest average star rankings (3.25) for WVU according to Rivals since the start of the company.

This past offseason, Brown showed his investment in his staff even more by elevating former running backs coach Chad Scott to the offensive coordinator role. Scott has an extensive understanding of the scheme, has done an outstanding job in player development and was responsible for coordinating the run game for the Mountaineers in 2022.

Brown continues to support and champion program leadership by the players, emphasizing a dedication to the individual student-athlete. His mission is in the development of each player as a complete person, not only on the field, but off, and for each to continuously build themselves and their brand to make a difference in the world after their football career is finished.

One of the first player initiatives that Brown implemented for the team was the 5th Quarter Program to assist in the development of the total player, not only on the field, but for life beyond graduation. The pillars of the program are character development, leadership development, real life, social responsibility and career development.

Another component of the 5th Quarter Program is the Bridge program. Its goal is to introduce the student-athletes to the college experience when they first enter WVU and give them their final training before they embark into life after graduation.

In 2022, WVU expanded the 5th Quarter Program by adding the Chambers Elite Climbers Program. The Chambers Elite Climbers was created to provide unique educational opportunities for select student-athletes thanks to a nearly \$1.6 million gift from WVU alumni John and Elaine Chambers. The Chambers Elite Climbers is a supplemental two-year program that provides additional and professional growth opportunities to student-athletes chosen through a competitive application process.

The 2022 Mountaineers defeated rival Virginia Tech to

hold on to the Black Diamond Trophy and won two of the final three games, including victories against Oklahoma and at Oklahoma State. The win over Oklahoma marked the first Big 12 Conference win over the Sooners, and the win over the Cowboys was the first since 2014. WVU also defeated 2021 Big 12 Champion Baylor.

West Virginia had 21 student-athletes named to the Academic All-Big 12 Teams, kicker Casey Legg earned a spot on the prestigious College Sports Communicators Academic All-American Second Team, and WVU had nine players named to one of three postseason Big 12 all-conference teams by media organizations. Dante Stills and Zach Frazier earned first-team all-conference honors, and Stills was drafted by the Arizona Cardinals.

The 2021 squad finished with six wins and had its share of positives, including earning a bowl bid to the Guaranteed Rate Bowl, its second in a row under Brown. Running back Leddie Brown rushed for 1,000 yards for the second year in a row, and WVU was fourth in the Big 12 in average passing yards per game (247.9). The Mountaineer defense finished No. 5 nationally in red-zone defense, No. 18 in the fewest first downs allowed and No. 29 in third-down defense.

The Mountaineers defeated No. 15 Virginia Tech, marking the highest-ranked win of the Brown era and also defeated No. 22 Iowa State to tie for the most wins against ranked teams in a season since 2007.

West Virginia had a program-best 24 student-athletes named to the Academic All-Big 12 Teams, safety Sean Mahone was a finalist for the William Campbell Trophy, the academic Heisman, and he earned a spot on the National Football Foundation's Scholar-Athlete Team. Kicker Casey Legg was named a semifinalist for the Lou Groza National Kicking Award and WVU had nine players named to one of three postseason Big 12 all-conference teams by media organizations.

Center Zach Frazier was named to the Walter Camp Football Foundation and American Football Coaches Association's All-America teams, and tackle Wyatt Milum was named to three freshman All-America teams. Defensive lineman Dante Stills was named an All-Big 12 First Team honoree, and Frazier was on the second team.

The 2020 season was Brown's most challenging season to date, testing his ability, not only as a coach, but as a leader. He was forced to deal with the COVID-19 pandemic since mid-March, which didn't allow for spring practice or offseason workouts and skill instruction, while social unrest was at a high level nationally during the summer.

Even though the program constantly was forced to deal with the effects and protocols of COVID-19 during the season, the Mountaineers stayed the course, finishing the season 6-4 overall and 4-4 in the Big 12. Brown made his first bowl appearance as the coach of WVU against Army in the AutoZone Liberty Bowl, winning the game, 24-21.

Five players earned All-America honors, led by Darius Stills, who was the school's first Consensus All-American since 2006 and 12th in school history. Tony Fields II, Tykee Smith and Dante Stills were named to at least one

WEST VIRGINIA HEAD COACH NEAL BROWN - FIFTH YEAR

Year	School	Position	Record
2023	West Virginia	Head Coach	8-4
2022	West Virginia	Head Coach	5-7
2021	West Virginia	Head Coach	6-7
		Guaranteed Rate Bowl	
2020	West Virginia	Head Coach	6-4
		AutoZone Liberty Bowl Champions, AFCA Good Works Team Honorary Coach	
2019	West Virginia	Head Coach	5-7
2018	Troy	Head Coach	10-3
		Dollar General Bowl Champions	
2017	Troy	Head Coach	11-2
		Sun Belt Conference Champions, Sun Belt Conference Coach of the Year	
		R&L Carriers New Orleans Bowl Champions	
2016	Troy	Head Coach	10-3
		Dollar General Bowl Champions	
2015	Troy	Head Coach	4-8
2014	Kentucky	Assistant Coach (OC/QB)	5-7
2013	Kentucky	Assistant Coach (OC/QB)	2-10
2012	Texas Tech	Assistant Coach (OC/QB)	7-5
		Meineke Car Care Bowl Champions	
2011	Texas Tech	Assistant Coach (OC/QB)	5-7
2010	Texas Tech	Assistant Coach (OC/QB)	8-5
		TicketCity Bowl Champions	
2009	Troy	Assistant Coach (OC/QB)	9-4
		GMAC Bowl, Sun Belt Conference Champions	
2008	Troy	Assistant Coach (OC/QB)	8-5
		New Orleans Bowl	
2007	Troy	Assistant Coach (Inside Receivers)	8-4
		Sun Belt Conference Champions	
2006	Troy	Assistant Coach (Inside Receivers)	8-5
		Sun Belt Conference Champions, New Orleans Bowl Champions	
2005	Delaware	Assistant Coach (Wide Receivers)	6-5
2004	Sacred Heart	Assistant Coach (QB/Wide Receivers)	6-4
2003	Massachusetts	Assistant Coach (TE/OL Assistant)	10-3
		NCAA FCS Playoffs	
		Atlantic 10 Conference Champions	

Brown Totals - at West Virginia - 30-29 (Fifth Year); Overall - 65-45 (Ninth Year)

All-America team, and freshmen Zach Frazier and Akheem Mesidor were named to Freshman All-America teams. In April, Fields was drafted by the Cleveland Browns, while five players signed free-agent contracts.

Eight players were named to the All-Big 12 postseason teams, led by first-team honorees Fields II, also defensive newcomer of the year, Darius Stills, also defensive lineman of the year, and Leddie Brown, a first-team running back.

The Mountaineers finished the 2019 season with a 5-7 mark, in what was called a transitional year. WVU finished the regular season winning two of the final three games, at Kansas State and at TCU, and had a 3-3 mark on the road, including a 3-2 road record in the Big 12 Conference.

Five of Brown's players were named to All-Big 12 postseason teams, and Colton McKivitz was named the Big 12's Co-Offensive Lineman of the Year. McKivitz earned spots on two All-America teams - Walter Camp Football Foundation's Second Team and the Associated Press' Third Team, and Tykee Smith was named a freshman All-American by the Football Writers Association of America. McKivitz played in the Reese's Senior Bowl and was selected in the fifth round of the NFL Draft by the San Francisco 49ers.

Brown, one of six FBS coaches to win 10 or more games in 2016, 2017 and 2018, was named WVU's 35th head football coach on Jan. 5, 2019.

He spent the previous four years as the head coach at Troy University (2015-18), compiling a 35-16 record, including 3-0 in bowl games. In his final three seasons, the Trojans posted a 31-8 record (.795), tying for the highest winning percentage nationally among non-Power 5 schools.

Before Brown left after the 2018 season, Troy had won 17 of its last 20 games and 22 of its last 26 games. After directing the Trojans to the 2017 Sun Belt Conference Championship, Brown was honored as the league's coach of the year.

During his highly successful tenure at Troy, Brown's signature wins included a 24-21 victory in 2017 at then-No. 22 LSU in Baton Rouge, which snapped the Tigers'

49-game nonconference home winning streak, and a 24-19 win at Nebraska. Also impressive was his team's 30-24 loss at eventual 2016 national champion Clemson.

In 2018, Troy finished 10-3, including a victory over Buffalo in the Dollar General Bowl in Mobile, Alabama.

The 2017 campaign featured an 11-win season for Troy, including a win over North Texas in the New Orleans Bowl. The Trojans once again finished with a 7-1 conference mark, earning Brown his first conference championship. Troy finished the season with the 27th most votes in the final Amway Coaches Poll, marking the highest final ranking by a Sun Belt Conference squad in league history.

Troy finished 10-3 in 2016, including a 6-2 mark in the Sun Belt and a victory over Ohio University in the Dollar General Bowl.

Prior to Brown's first season at Troy in 2015, he spent two years (2013-14) as the offensive coordinator under Mark Stoops at Kentucky. The Wildcats posted more than 440 yards of total offense in three Southeastern Conference games in 2014, its highest total since 2001.

He also spent three years at Texas Tech (2010-12) as the offensive coordinator after his first stint at Troy as an assistant coach from 2006-09.

As Texas Tech's offensive coordinator and quarterbacks coach, the Red Raiders ranked in the nation's top-seven teams in passing offense, top 15 in total offense and top 25 in scoring offense, having increased production in all three categories each year since 2010. TTU finished the 2012 season second nationally in passing with 355.9 yards per game, 13th in total offense at 495.4 yards per game and 20th in scoring with 37.5 points per game.

The 2012 campaign was an expansion of the success from 2011, when Texas Tech ranked 13th nationally in total offense at 470.6 yards per game. The Red Raiders lit the scoreboard at a tune of 33.8 points per contest. In his first season in Lubbock, Brown's offense notched 460.2 yards of total offense per game, including 318.9 passing, and scored at a 33.1-point clip as Tech went 8-5 and won the TicketCity Bowl.

BROWN VS. ALL OPPONENTS

Opponent	First Time	Last Time	W-L
Akron	2017	2017	1-0
Alabama State	2017	2017	1-0
Appalachian State	2015	2018	1-2
Arkansas State	2016	2017	1-1
Army	2020	2020	1-0
Austin Peay	2016	2016	1-0
Baylor	2019	2023	3-2
Boise State	2017	2018	0-2
Buffalo	2018	2018	1-0
BYU	2023	2023	1-0
Chas. Southern	2015	2015	1-0
Cincinnati	2023	2023	1-0
Clemson	2016	2016	0-1
Coastal Carolina	2017	2018	2-0
Duquesne	2023	2023	1-0
Eastern Kentucky	2020	2020	1-0
Florida A&M	2018	2018	1-0
Georgia Southern	2015	2018	2-2
Georgia State	2015	2018	3-1
Houston	2023	2023	0-1
Idaho	2015	2017	2-1
Iowa State	2019	2022	1-3
James Madison	2019	2019	1-0
Kansas	2019	2022	3-1
Kansas State	2019	2022	2-2
Liberty	2018	2018	0-1
LIU	2021	2021	1-0
Louisiana	2015	2018	2-0
Louisiana-Monroe	2015	2018	2-0
LSU	2017	2017	1-0
Maryland	2021	2021	0-1
Massachusetts	2016	2016	1-0
Minnesota	2021	2021	0-1
Mississippi State	2015	2015	0-1
Missouri	2019	2019	0-1
NC State	2015	2019	1-1
Nebraska	2018	2018	1-0
New Mexico State	2015	2017	3-0
North Texas	2017	2017	1-0
Ohio	2016	2016	1-0
Oklahoma	2019	2023	1-3
Oklahoma State	2019	2023	1-4
Penn State	2023	2023	0-1
Pitt	2022	2023	1-1
South Alabama	2015	2018	2-2
Southern Miss	2016	2016	1-0
TCU	2019	2023	4-1
Texas	2019	2022	1-3
Texas State	2016	2018	3-0
Texas Tech	2019	2023	1-4
Towson	2022	2022	1-0
UCF	2023	2023	1-0
Virginia Tech	2021	2021	1-0
Wisconsin	2015	2015	0-1

At Troy, Brown was the inside receivers coach the first two years (2006-07) with the Trojans before transitioning to offensive coordinator and quarterbacks coach in 2008-09. Troy won four Sun Belt Conference titles and appeared in three bowl games during Brown's initial tenure.

He began his coaching career with one-year stints at UMass (2003), Sacred Heart (2004) and Delaware (2005). Brown was a wide receiver at Kentucky for three years (1998-2000) before finishing his career at UMass in 2001-02. He was a member of two bowl teams with the Wildcats and was named to the Southeastern Conference Academic Honor Roll.

While at UMass, he was an Atlantic 10 All-Academic honoree and an NCAA Division I-AA Athletic Directors' Academic All-Star team selection.

Brown graduated from UMass with a bachelor's degree in business management in 2002 and earned his master's degree in business administration in 2005.

Born in Louisville, Kentucky, Brown grew up in Bardstown, Kentucky, before moving to Danville, Kentucky, where he was an all-state wide receiver at Boyle County High School, finishing his career as the No. 2 receiver in state history.

Brown and his wife, Brooke, have two daughters, Adalyn and Anslee, and a son, Dax.



DEFENSIVE/SPECIAL TEAMS TOUCHDOWNS SINCE 2000

2022
Malachi Ruffin 43 interception return vs. Kansas State
Jasir Cox 65 fumble return vs. Baylor
Jacolby Spells 28 interception return at Virginia Tech

2021
Winston Wright Jr. 90 kickoff return vs. LIU

2020
Dylan Tonkery 18 interception return vs. Kansas State

2019
Winston Wright Jr. 95 kickoff return at Baylor
Tykee Smith 19 interception return vs. Iowa State

2018
Derrek Pitts Jr. 72 blocked field goal return at Iowa State
Keith Washington Jr. 51 interception return at Texas Tech

2017
Kenny Robinson 94 interception return vs. Texas
Kenny Robinson 39 interception return vs. Oklahoma State
Marvin Gross Jr. 0 blocked punt return vs. Oklahoma State
Mike Daniels Jr. 25 interception return at Kansas

2016
Rasul Douglas 54 interception return vs. BYU

2015
Terrell Chestnut 32 interception return at Kansas
Jared Barber 42 fumble return vs. Texas
Shelton Gibson 100 kickoff return at Baylor

2014
KJ Dillon 35 interception return vs. Texas A&M
Terrell Chestnut 35 fumble recovery vs. TCU
Dravon Henry 52 interception return at Oklahoma State
Mario Alford 94 kickoff return vs. Kansas
Mario Alford 100 kickoff return vs. Alabama

2013
Karl Joseph 38 fumble return vs. Iowa State
Karl Joseph 0 fumble return at Baylor
Darwin Cook 32 interception return at Baylor
Ishmael Banks 58 interception return vs. Oklahoma State

2012
Tavon Austin 76 punt return vs. TCU
Tavon Austin 100 kickoff return vs. Kansas State
Doug Rigg 51 fumble return vs. Maryland
Isaiah Bruce 43 fumble return vs. Marshall

2011
Darwin Cook 99 fumble return vs. Clemson
Pat Miller 52 interception return at USF

Julian Miller 0 fumble recovery at Cincinnati
Terence Garvin 37 interception return at Maryland
Tavon Austin 100 kickoff return vs. Marshall

2009
Sidney Glover 24 interception return at Rutgers
Tavon Austin 98 kickoff return vs. UConn

2008
Morty Ivy 29 interception return vs. Villanova

2007
Reed Williams 0 fumble recovery vs. UConn
Eric Wicks 44 fumble return vs. Louisville
Keilen Dykes 19 interception return vs. Syracuse

2006
Vaughn Rivers 50 punt return vs. Mississippi State
Darius Reynaud 96 kickoff return vs. Maryland

2005
Jamille Addae 40 interception return vs. Pitt
Thandi Smith 1 punt return vs. Rutgers
Antonio Lewis 77 punt return vs. East Carolina
Eric Wicks 31 interception return vs. Syracuse

2004
Mike Lorello 21 interception return vs. Connecticut
Eric Wicks 34 interception return vs. Virginia Tech
Adam Lehnortt 21 fumble return vs. James Madison
Adam Jones 76 punt return vs. East Carolina

2003
Lance Frazier 64 punt return vs. Temple
Adam Jones 47 fumble return vs. Temple
Adam Jones 49 interception return vs. Boston College
Adam Jones 87 kickoff return vs. Boston College
Joe Hunter 0 blocked punt return vs. UCF

2002
Arthur Harrison 0 fumble recovery vs. East Carolina
Angel Estrada 43 interception return vs. Rutgers

2001
Shawn Terry 100 kickoff return vs. Maryland
Shawn Hackett 10 fumble return vs. Rutgers
Shawn Hackett 50 interception return vs. Rutgers

2000
Grant Wiley 22 interception return vs. Boston College
Shawn Hackett 41 interception return vs. Boston College
Grant Wiley 15 interception return vs. Idaho
Ben Meighan 36 fumble return vs. Virginia Tech
Shawn Terry 100 kickoff return vs. Syracuse
Richard Bryant 49 interception return vs. Rutgers
Jason Davis 0 fumble return vs. East Carolina
Shawn Terry 89 kickoff return vs. Pitt
Lance Frazier 32 interception return vs. Pitt
Shawn Terry 99 kickoff return vs. Ole Miss

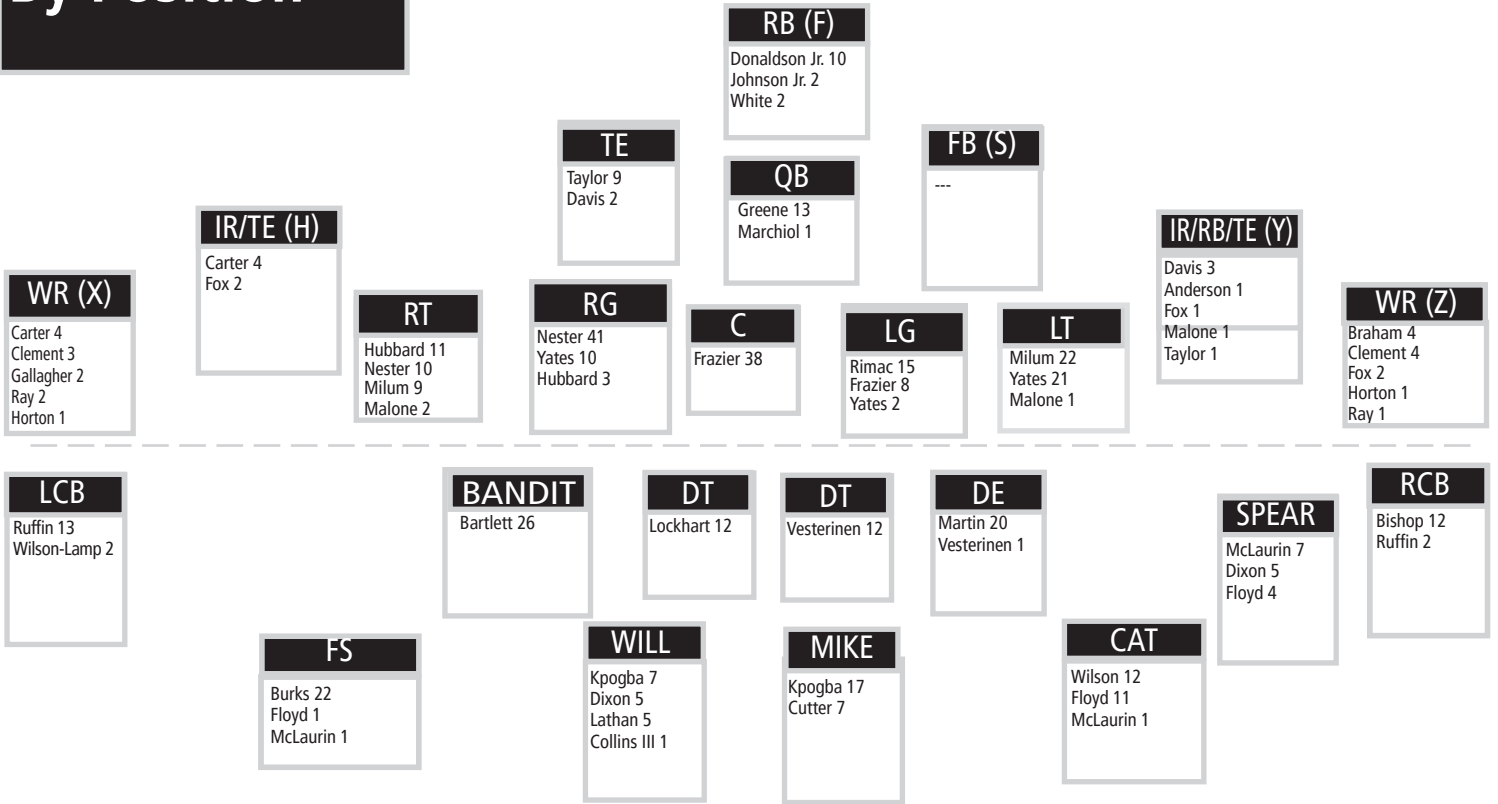
19 OF THE LAST 22 YEARS

- Dating back to the 2002 Continental Tire Bowl, played in Charlotte, North Carolina, West Virginia has made 19 bowl appearances in the last 22 years, missing only the 2013, 2019 and 2022 seasons.
- The Mountaineers are one of 15 Power 5 schools to accomplish that feat: Georgia (22), Oklahoma (22), Wisconsin (22), Clemson (21), LSU (21), Florida (19), Ohio State (21), Oklahoma State (21), Alabama (20), Virginia Tech (20), Auburn (19), Florida State (19), Iowa (19), Oregon (20) and West Virginia (19).

2023 Home and Away

Rushing	Att-Yds-Avg	Avg/Gm
Home (5-1).....	280-1,598-5.7	266.3
Away (3-3).....	255-1,214-4.8	202.3
Passing	Comp-Att-Yds-TD-Int	Avg/Gm
Home (5-1).....	79-142-1,164-11-4	194.0
Away (3-3).....	87-166-1,282-6-3	213.7
Total Offense	Rush-Pass-Total	Avg/Gm
Home (5-1).....	1,598-1,164-2,762	460.3
Away (3-3).....	1,214-1,282-2,496	416.0
Rush Defense	Att-Yds-Avg	Avg/Gm
Home (5-1).....	187-782-4.2	130.3
Away (3-3).....	211-950-4.5	158.3
Pass Defense	Comp-Att-Yds-TD-Int	Avg/Gm
Home (5-1).....	102-200-1,084-7-6	180.7
Away (3-3).....	131-190-1,795-18-3	299.2
Total Defense	Rush-Pass-Total	Avg/Gm
Home (5-1).....	782-1,084-1,866	311.0
Away (3-3).....	950-1,795-2,745	457.5

Career Starts By Position



2023 OFFENSIVE GAME-BY-GAME STARTERS

Game	WR (X)	WR (Z)	IR/TE (Y)	TE/FB	LT	LG	C	RG	RT	IR/RB/TE	RB	QB
at Penn State	Carter	Braham	Taylor	Davis	Milum	Rimac	Frazier	Yates	Nester	--	Donaldson	Greene
Duquesne	Clement	Braham	Taylor	Malone	Milum	Rimac	Frazier	Yates	Nester	--	Donaldson	Greene
Pitt	Carter	Clement	Taylor	--	Milum	Rimac	Frazier	Yates	Nester	Anderson	Donaldson	Greene
Texas Tech	Carter	Clement	Fox	Taylor	Milum	Rimac	Frazier	Yates	Nester	--	Donaldson	Marchiol
at TCU	Carter	Clement	Fox	Davis	Milum	Rimac	Frazier	Yates	Nester	--	Donaldson	Greene
at Houston	Clement	--	Carter	Davis	Malone	Yates	Frazier	Hubbard	Nester	Taylor	Donaldson	Greene
Oklahoma State	Clement	Ray	Carter	Taylor	Milum	Yates	Frazier	Hubbard	Nester	--	Donaldson	Greene
at UCF	Ray	--	Horton	Taylor	Milum	Rimac	Frazier	Yates	Nester	Carter	Johnson	Greene
BYU	Gallagher	Fox	--	Taylor	Milum	Rimac	Frazier	Yates	Malone	Carter	Donaldson	Greene
at Oklahoma	Gallagher	Horton	--	Taylor	Milum	Rimac	Frazier	Yates	Nester	Carter	Donaldson	Greene
Cincinnati	Ray	Fox	Taylor	Davis	Milum	Rimac	Frazier	Yates	Malone	--	White	Greene
at Baylor	Ray	Fox	--	Davis	Milum	Rimac	Frazier	Yates	Malone	Clement	White	Greene

2023 DEFENSIVE GAME-BY-GAME STARTERS

Game	BANDIT	DE	DT	DT	WLB	MLB	LCB	FS	CS	SPEAR	RCB
at Penn State	Bartlett	Martin	Lockhart	Vesterinen	Lathan	Kpogba	Wilson-Lamp	Burks	Wilson	McLaurin	Bishop
Duquesne	Bartlett	Martin	Lockhart	Vesterinen	Lathan	Kpogba	Wilson-Lamp	Burks	Wilson	McLaurin	Bishop
Pitt	Bartlett	Martin	Lockhart	Vesterinen	Lathan	Kpogba	Ruffin	Burks	Wilson	McLaurin	Bishop
Texas Tech	Bartlett	Martin	Lockhart	Vesterinen	Lathan	Kpogba	Ruffin	Burks	Wilson	McLaurin	Bishop
at TCU	Bartlett	Martin	Lockhart	Vesterinen	Lathan	Kpogba	Ruffin	Burks	Wilson	Dixon	Bishop
at Houston	Bartlett	Martin	Lockhart	Vesterinen	Kpogba	Cutter	Ruffin	Floyd	Wilson	McLaurin	Bishop
Oklahoma State	Bartlett	Martin	Lockhart	Vesterinen	Kpogba	Cutter	Ruffin	Floyd	Wilson	McLaurin	Bishop
at UCF	Bartlett	Martin	Lockhart	Vesterinen	Kpogba	Cutter	Ruffin	Burks	Wilson	Floyd	Bishop
BYU	Bartlett	Martin	Lockhart	Vesterinen	Kpogba	Cutter	Ruffin	Burks	Wilson	Floyd	Bishop
at Oklahoma	Bartlett	Martin	Lockhart	Vesterinen	Kpogba	Cutter	Ruffin	Burks	Wilson	Floyd	Bishop
Cincinnati	Bartlett	Martin	Lockhart	Vesterinen	Kpogba	Cutter	Ruffin	Burks	Wilson	Floyd	Bishop
at Baylor	Bartlett	Martin	Lockhart	Vesterinen	Kpogba	Cutter	Ruffin	Burks	Wilson	Floyd	Bishop



MOUNTAINEER 2023 SEASON HIGHS

Offense					
Rushing	Att.	Yards	TDs	Long	100-yd Games
Jaylen Anderson	19 (Pitt)	62 (Pitt)	1 (DUQ)	15 (DUQ)	0
CJ Donaldson Jr.	22 (TCU)	121 (UCF)	2 (BYU)	32 (UCF)	3 (BYU)
Rodney Gallagher	3 (2x/BYU)	21 (BYU)	0	21 (BYU)	0
Garrett Greene	16 (OSU)	154 (CIN)	3 (2x/CIN)	35 (TCU)	3 (BAY)
Nicco Marchiol	15 (TTU)	72 (TTU)	1 (DUQ)	22 (BYU)	0
DJ Oliver	10 (DUQ)	38 (DUQ)	1 (DUQ)	6 (DUQ)	0
Jahiem White	17 (BAY)	204 (CIN)	1 (3x/CIN)	53 (BAY)	4 (BAY)
Justin Johnson Jr.	14 (OSU)	72 (OSU)	1 (OSU)	30 (OSU)	0
Passing	Comp.	Att.	Yards	TDs	Long
Garrett Greene	20 (HOU)	38 (HOU)	391 (HOU)	4 (DUQ)	75 (CIN)
Nicco Marchiol	12 (TTU)	21 (TTU)	78 (TTU)	1 (TTU)	29 (DUQ)
Receiving	Rec.	Yards	TDs	Long	100-yd Games
Jaylen Anderson	2 (PSU)	15 (PSU)	0	10 (3x/UCF)	0
Devin Carter	6 (PSU)	116 (HOU)	1 (2x/OU)	49 (HOU)	1 (HOU)
Hudson Clement	5 (DUQ)	177 (DUQ)	3 (DUQ)	70 (DUQ)	1 (DUQ)
CJ Cole	2 (DUQ)	17 (DUQ)	0	10 (DUQ)	0
TreyLan Davis	1 (2x/TTU)	1 (2x/TTU)	0	1 (2x/TTU)	0
CJ Donaldson Jr.	2 (3x/OSU)	25 (HOU)	0	18 (HOU)	0
Preston Fox	4 (OSU)	81 (OSU)	1 (DUQ)	34 (OSU)	0
Rodney Gallagher	2 (2x/BAY)	20 (UCF)	0	13 (UCF)	0
EJ Horton Jr.	3 (2x/BYU)	79 (OSU)	1 (OSU)	45 (HOU)	0
Kole Taylor	5 (HOU)	62 (HOU)	1 (2x/TTU)	21 (TTU)	0
Ja'Shaun Poke	2 (DUQ)	11 (DUQ)	0	11 (DUQ)	0
Traylon Ray	3 (2x/BYU)	56 (OU)	1 (2x/BAY)	49 (OU)	0
Kole Taylor	4 (2x/BAY)	64 (BAY)	1 (2x/OU)	43 (BYU)	0
Jaheim White	1 (3x/BAY)	75 (CIN)	1 (2x/BAY)	75 (CIN)	0
Defense					
Tackles	Solo	Assisted	Total	TFL	Sacks
Jared Bartlett	5 (HOU)	3 (2x/Pitt)	7 (HOU)	1.5 (DUQ)	1.0 (4x/BAY)
Caden Biser	4 (UCF)	2 (2x/UCF)	6 (UCF)	1.0 (DUQ)	0
Beanie Bishop Jr.	7 (2x/OU)	2 (4x/OSU)	9 (TCU)	0.5 (PSU)	0
Tyrin Bradley	4 (OSU)	2 (HOU)	5 (OSU)	1.5 (OSU)	1.0 (Pitt)
Aubrey Burks	6 (TTU)	1 (6x/BAY)	7 (TTU)	1.0 (3x/BAY)	1.0 (BAY)
Keyshawn Cobb	0	2 (DUQ)	2 (DUQ)	0	0
Ben Cutter	5 (3x/BAY)	5 (BAY)	10 (BAY)	2.0 (BYU)	0
Lance Dixon	4 (TTU)	1 (3x/Pitt)	4 (TTU)	10 (HOU)	1.0 (2x/CIN)
Tomiwa Durojaiye	2 (2x/TCU)	3 (TCU)	5 (TCU)	1.5 (2x/TCU)	1.5 (DUQ)
Jairo Faverus	1 (4x/OSU)	2 (DUQ)	3 (DUQ)	0.5 (DUQ)	0
Oreyend Fisher	0	1 (DUQ)	1 (DUQ)	0.5 (DUQ)	0
Marcis Floyd	5 (2x/BAY)	5 (OU)	7 (2x/OU)	1.0 (2x/OSU)	1.0 (TTU)
Davoan Hawkins	1 (2x/UCF)	2 (PSU)	2 (PSU)	1.0 (TTU)	1.0 (TTU)
Lee Kpogba	8 (TCU)	8 (CIN)	13 (PSU)	1.5 (2x/BYU)	1.0 (3x/CIN)
Trey Lathan	3 (2x/Pitt)	6 (TTU)	8 (2x/TTU)	0.5 (2x/Pitt)	0
Zeiqui Lawton	0	1 (DUQ)	1 (DUQ)	0.5 (DUQ)	0
Mike Lockhart	2 (TCU)	2 (3x/TTU)	3 (3x/TCU)	1.5 (2x/TCU)	1.0 (2x/CIN)
Joshiah Jackson	1 (DUQ)	0	1 (DUQ)	0	0
Sean Martin	3 (PSU)	3 (2x/OU)	4 (3x/OU)	2.0 (HOU)	1.0 (2x/CIN)
Cory McIntyre Jr.	1 (DUQ)	0	1 (DUQ)	0	0
Hershey McLaurin	5 (TCU)	5 (OU)	9 (OU)	2.0 (TCU)	0.5 (DUQ)
Montre Miller	3 (PSU)	0	3 (PSU)	0	0
Fatorma Mullbah	2 (2x/OSU)	3 (Pitt)	5 (Pitt)	1.0 (2x/Pitt)	0
Asani Redwood	0	1 (2x/BYU)	1 (2x/BYU)	0.5 (BYU)	0.5 (BYU)
Malachi Ruffin	5 (2x/UCF)	2 (2x/OSU)	7 (HOU)	0	0
Hammond Russell IV	1 (4x/BAY)	2 (2x/OU)	3 (OU)	0.5 (BYU)	0.5 (BYU)
Jacolby Spells	2 (BYU)	1 (2x/CIN)	2 (3x/CIN)	0.5 (DUQ)	0
Taurus Simmons	1 (3x/BYU)	1 (4x/BAY)	2 (BYU)	0	0
Christion Stokes	0	1 (2x/CIN)	1 (2x/CIN)	0.5 (DUQ)	0
Jalen Thornton	1 (3x/BAY)	2 (2x/OU)	3 (OU)	2.0 (OU)	1.0 (OU)
Edward Vesternien	3 (TTU)	4 (TTU)	7 (TTU)	2.0 (TCU)	1.0 (BAY)
Avery Wilcox	0	1 (HOU)	1 (HOU)	0	0
Anthony Wilson	8 (OU)	4 (CIN)	11 (OU)	1.0 (BYU)	0
Andrew Wilson-Lamp	4 (PSU)	1 (TTU)	4 (PSU)	0	0
Pass Defense	PBU	INTs	Total	TDs	
Jared Bartlett	1 (TTU)	0	1 (TTU)	0	
Beanie Bishop Jr.	5 (BYU)	2 (UCF)	5 (BYU)	0	
Tyrin Bradley	1 (Pitt)	0	0	0	
Aubrey Burks	2 (TTU)	1 (Pitt)	2 (TTU)	0	
Marcis Floyd	3 (TTU)	1 (UCF)	3 (TTU)	0	
Davoan Hawkins	1 (PSU)	0	1 (PSU)	0	
Lee Kpogba	1 (TCU)	0	1 (TCU)	0	
Trey Lathan	1 (2x/TTU)	0	1 (2x/TTU)	0	
Hershey McLaurin	2 (TCU)	0	2 (TCU)	0	
Malachi Ruffin	1 (5x/CIN)	1 (Pitt)	1 (6x/CIN)	0	
Antony Wilson	1 (4x/CIN)	1 (OSU)	1 (5x/CIN)	0	
Avery Wilcox	0	1 (DUQ)	1 (DUQ)	0	
Turnovers	Forced	Recovered	TDs		
Aubrey Burks	1 (BYU)	1 (BYU)	0		
Trey Lathan	1 (TTU)	0	0		
Hudson Clement	0	1 (OSU)	0		
Jalen Thornton	0	1 (UCF)	0		

MOUNTAINEER CAREER HIGHS

Offense					
Rushing					
	Att.	Yards	TDs	Long	100-yd Games
Jaylen Anderson	15 (OSU '22)	155 (OSU '22)	2 (OSU '22)	57 (OSU '22)	1 (OSU '22)
CJ Donaldson	23 (VT '22)	125 (Pitt '22)	3 (TU '22)	82 (TU '22)	6 (UCF '23)
Garrett Greene	16 (OSU '23)	154 (CIN '23)	3 (2x/CIN '23)	67 (TCU '21)	3 (OSU '23)
Justin Johnson Jr.	14 (OSU '23)	83 (VT '22)	1 (4x/OSU '23)	30 (OSU '23)	0
Nicco Marchiol	15 (TTU '23)	72 (TTU '23)	1 (DUQ '23)	19 (TTU '23)	0
DJ Oliver	10 (DUQ '23)	38 (DUQ '23)	1 (DUQ '23)	6 (DUQ '23)	0
Jaheim White	17 (BAY '23)	204 (CIN '23)	1 (3x/CIN '23)	53 (BAY '23)	4 (BAY '23)
Passing					
	Comp.	Att.	Yards	TDs	Long
Garrett Greene	20 (HOU '23)	38 (HOU '23)	391 (HOU '23)	4 (DUQ '23)	75 (CIN '23)
Nicco Marchiol	12 (TTU '23)	21 (TTU '23)	78 (TTU '23)	1 (2x/TTU '23)	29 (DUQ '23)
Receiving					
	Rec.	Yards	TDs	Long	100-yd Games
Jaylen Anderson	4 (TU '22)	45 (TTU '22)	1 (TU '22)	22 (TTU '22)	0
Devin Carter *	7 (WF '21)	140 (BC '19)	2 (WF '21)	55 (BC '19)	4 (HOU '23)
Hudson Clement	5 (DUQ)	177 (DUQ)	3 (DUQ)	70 (DUQ)	1 (DUQ '23)
TreyLan Davis	2 (KSU '22)	17 (TTU '22)	0	17 (TTU '22)	0
Preston Fox	4 (OSU '23)	81 (OSU '23)	1 (2x/DUQ)	34 (OSU '23)	0
EJ Horton	3 (OSU '23)	79 (OSU '23)	1 (OSU '23)	45 (HOU '22)	0
Justin Johnson Jr.	2 (2x/KU '22)	18 (KU '22)	0	10 (KU '22)	0
Noah Massey +	3 (BU '20)	55 (BU '20)	0	33 (BU '20)	0
Ja'Shaun Poke &	13 (BSU '22)	124 (BU '20)	2 (BGSU '20)	55 (BGSU '20)	2 (EMU '22)
Traylon Ray	3 (HOU '23)	43 (HOU '23)	1 (2x/BAY '23)	35 (HOU '23)	0
Kole Taylor	5 (HOU '23)	64 (BAY '23)	1 (2x/TTU '23)	41 (MSU '21)^	0
Jaheim White	1 (3x/BAY '23)	75 (CIN '23)	1 (2x/BAY '23)	75 (CIN '23)	0
Defense					
Tackles					
	Solo	Assisted	Total	TFL	Sacks
Jared Bartlett	5 (2x/HOU '23)	3 (6x/Pitt '23)	7 (HOU '23)	3.0 (VT '21)	3.0 (VT '21)
Caden Biser	4 (UCF '23)	3 (TU '22)	6 (2x/UCF '23)	0	0
Beanie Bishop Jr. <	7 (2x/OU '23)	2 (6x/OSU '23)	9 (TCU '23)	1.0 (NU '22)	1.0 (NU '22)
Tyrin Bradley!	4 (OSU '23)	8 (SFA '22)	10 (2x/SFA '22)	2 (2x/Utah Tech)	1 (5x/Pitt '23)
Aubrey Burks	8 (TTU '22)	3 (2x/KSU '22)	10 (TTU '22)	2.0 (TTU '22)	1.0 (2x/BAY '23)
Keyshawn Cobb @	8 (Toledo '22)	7 (UMass '22)	9 (Akron '22)	1.5 (2x/Toldeo '22)	1.0 (CMU '22)
Raleigh Collins III	2 (TCU '22)	0	2 (TCU '22)	1.0 (TCU '22)	0
Ben Cutter	5 (3x/BAY '23)	5 (BAY '23)	10 (BAY '23)	2.0 (BYU '23)	1.0 (2x/CIN '23)
Lance Dixon%	8 (UMN '21)	4 (OU '21)	11 (UMN '21)	1.0 (3x/HOU '23)	0
Tomiwa Durojaye	2 (2x/TCU '23)	3 (TCU '23)	5 (TCU '23)	1.5 (DUQ '23)	1.5 (DUQ '23)
Marcis Floyd ^^	7 (APSU '21)	5 (OU '23)	9 (2x/OSU '22)	2.0 (APSU '21)	1.0 (4x/TTU '23)
Davaon Hawkins ?	6 (MSU '20-21)	7 (APSU '20-21)	7 (2x/APSU '20-21)	2.0 (APSU '21)	2.0 (APSU '21)
Lee Kpogba #	8 (2x/TCU '23)	8 (CIN '23)	13 (3x/PSU '23)	2.0 (6x/OSU '22)	1.5 (OSU '22)
Trey Lathan	3 (PSU '23)	6 (TTU '23)	8 (2x/TTU '23)	0.5 (2x/Pitt '23)	0
Mike Lockhart**	2 (3x/TCU '23)	4 (2x/Duke '2)	5 (BC '20)	1.5 (2x/Pitt '23)	1.0 (BYU '23)
Davis Mallingier	8 (TTU '22)	2 (TTU '22)	10 (TTU '22)	1.0 2x/TU '22)	1.0 (2x/TU '22)
Sean Martin	4 (KU '22)	4 (BU '22)	6 (BU '22)	2.0 (3x/HOU '23)	2.0 (OU '22)
Hershey McLaurin	7 (TTU '22)	6 (KU '22)	9 (2x/OU '23)	2.0 (TCU '23)	1.0 (BU '22)
Montre Miller >	8 (Akron '22)	3 (3x/BGSU '22)	8 (2x/BGSU '22)	2.0 (Iowa '21)	0
Fatorma Mulbah =	2 (2x/OSU '23)	3 (Pitt '23)	5 (Pitt '23)	1.0 (2x/Pitt '23)	0
Malachi Ruffin	5 (UCF '23)	3 (TU '22)	7 (HOU '23)	0	0
Edward Vesterinen	3 (TTU '23)	4 (TTU '23)	7 (TTU '23)	1.0 (3x/TTU '23)	1.0 (BAY '23)
Anthony Wilson	12 (GSU '20)	8 (Army '20)	12 (GSU '20)	3.0 (CCU '21)	1.0 (2x/JMU '22)
Andrew Wilson-Lamp	4 (PSU '23)	2 (OSU '22)	4 (2x/PSU '23)	0	0
Pass Defense					
	PBU	INTs	Total	TDs	
Jared Bartlett	1 (3x/TTU '23)	0	1 (3x/TTU '23)	0	
Beanie Bishop Jr. <	5 (BYU '23)	2 (UCF '23)	5 (BYU '23)	0	
Aubrey Burks	2 (TTU '23)	1 (2x/Pitt '23)	2 (TTU '23)	0	
Keyshawn Cobb	3 (Toledo '22)	1 (OU '22)	3 (Toledo '22)	0	
Lance Dixon	1 (VT '22)	0	1 (VT '22)	0	
Marcis Floyd ^^	3 (3x/TTU '23)	2 (2x/TTU '21)	3 (3x/TTU '23)	1 (SEMO '20)	
Davaon Hawkins	1 (PSU '23)	0	1 (PSU '23)	0	
Mike Lockhart	1 (VT '22)	0	1 (VT '22)	0	
Hershey McLaurin	2 (TCU '23)	0	2 (TCU '23)	0	
Montre Miller >	3 (Miami (OH) '21)	0	3 (Miami (OH) '21)	0	
Malachi Ruffin	3 (OSU '22)	1 (3x/Pitt '23)	3 (OSU '22)	1 (KSU '22)	
Jacolby Spells	1 (DUQ '23)	1 (VT '22)	1 (VT '22)	1 (VT '22)	
Avery Wilcox	0	1 (DUQ '23)	1 (DUQ '23)	0	
Anthony Wilson\$	2 (4x/TSU '21)	1 (3x/OSU '22)	2 (4x/TSU '21)	0	
Andrew Wilson-Lamp	1 (2x/OSU '22)	0	1 (2x/OSU '22)	0	
Turnovers					
	Forced	Recovered	TDs		
Jared Bartlett	1 (VT '21)	1 (VT '21)	0		
Caden Biser	0	1 (TU '22)	0		
Aubrey Burks	1 (BU '22)	0	0		
Keyshawn Cobb @	1 (3x/CMU '22)	1 (BGSU '22)	0		
Lance Dixon %	1 (OSU '20)	0	0		
Marcis Floyd ^^	1 (3x/ISU '22)	0	0		
Davaon Hawkins ?	1 (5x/Tenn. Tech '22)	1 (3x/EID '22)	0		
Lee Kpogba	0	1 (Pitt '22)	0		
Trey Lathan	1 (TTU '23)	0	0		
Montre Miller >	3 (VMI '21)	0	0		
Sean Martin	1 (2x/BU '22)	1 (LIU '21)	0		
Malachi Ruffin	0	1 (TCU '22)	0		
Anthony Wilson	1 (2x/GSU '22)	0	0		

% - Dixon's numbers from Penn State
 ** - Cox's numbers from North Dakota State
 > - Miller's numbers from Kent State
 ! - Bradley's numbers from Abilene Christian

* - Carter's numbers from NC State
 ^^ - Floyd's numbers from Murray State
 < - Bishop's numbers from Minnesota

+ - Massey's numbers from Bowling Green
 # - Kpogba's numbers from Syracuse
 @ - Cobb's numbers from Buffalo

& - Poke's numbers from Kent State
 ? - Hawkins' numbers from Tennessee State
 \$ - Wilson's numbers from Georgia Southern

^ - Taylor's numbers from LSU
 = - Mulbah's numbers from Penn State
 ** - Lockhart's numbers from Ga. Tech



2023 MOUNTAINEER ROSTER

No.	Name	Pos.	Ht.	Wt.	Cl.	Exp.	Hometown/High School/Previous College
0	Jaylen Anderson	RB	5-11	214	r-So.	1vl	Perry, Ohio/Perry
0	Montre Miller	CB	5-11	188	r-Sr.	TR	Blythewood, S.C./Westwood/Kent State
1	Lee Kpogba	LB	6-1	234	Sr.	1vl	Winston-Salem, N.C./Parkland/Syracuse/E. Miss. CC
2	Aubrey Burks	S	5-11	204	Jr.	1vl	Oakridge, Fla./Auburndale
2	Rodney Gallagher III	WR	5-11	167	Fr.	HS	Uniontown, Pa./Laurel Highlands
3	Tomiwa Durojaiye	DL	6-4	278	r-Fr.	TR	Philadelphia, Pa./Middletown (Del.)/Kentucky
4	CJ Donaldson Jr.	RB	6-1	238	So.	1vl	Miami, Fla./Gulliver Prep
5	Devin Carter	WR	6-3	215	r-Sr.	TR	Clayton, N.C./Clayton/NC State
6	Garrett Greene	QB	5-11	198	Jr.	2vl	Tallahassee, Fla./Chiles
6	Jacolby Spells	CB	5-11	184	So.	1vl	Fort Lauderdale, Fla./American Heritage
7	Traylon Ray	WR	6-3	185	Fr.	HS	Tallahassee, Fla./North Florida Christian
8	Tyrin Bradley	BAN	6-2	251	Jr.	TR	Lubbock, Texas/Monterey/Abilene Christian
8	Nicco Marchiol	QB	6-1	226	r-Fr.	RS	Chandler, Ariz./Hamilton
10	Jared Bartlett	BAN	6-2	236	r-Jr.	4vl	Miami, Fla./Collins Hill (Ga.)
10	Jarel Williams	WR	6-2	206	r-Fr.	RS	Saraland, Ala./Saraland
11	Beanie Bishop Jr.	CB	5-10	181	r-Sr.	TR	Louisville, Ky./Pleasure Ridge Park/Minnesota
12	Anthony Wilson	S	5-9	190	r-Jr.	TR	Columbia, S.C./Spring Valley/Georgia Southern
13	EJ Horton	WR	6-0	178	Jr.	TR	Louisville, Ky./Palmetto Academy/Marshall
14	Malachi Ruffin	CB	5-10	193	r-Jr.	2vl	Nashville, N.C./Nash Central
15	Ben Cutter	LB	6-0	223	Fr.	HS	Denver, N.C./East Lincoln
15	Scott Kean	QB	6-2	203	r-Fr.	RS	Weston, Fla./St. Thomas Aquinas
15	Noah Massey	WR	6-3	237	r-Sr.	TR	Houston, Texas/Spring Westfield/Bowling Green/Angelo State
16	Sean Boyle	QB	6-2	210	Fr.	HS	Charlotte, N.C./Charlotte Catholic
17	Jackson Crist	QB	6-2	211	r-So.	SQ	Canfield, Ohio/Canfield
18	Tirek Austin-Cave	LB	6-1	229	Jr.	SQ	Pennsauken, N.J./Camden/Miami
18	Grant Cochran	QB	6-5	220	Fr.	HS	Princeton, W.Va./Princeton
19	Trey Lathan	LB	6-1	222	r-Fr.	RS	Goulds, Fla./Gulliver Prep
19	Graeson Malashevich	WR	5-9	183	r-Jr.	2vl	Ceredo, W.Va./Spring Valley
20	DJ Oliver	RB	5-10	250	Fr.	HS	Perry, Fla./Port Saint Joe
22	Michael Hayes	K	5-9	187	r-Jr.	TR	Florence, S.C./West Florence/Georgia State
22	Josiah Jackson	CB	6-0	182	Fr.	HS	Fairfield, Ohio/Fairfield
22	Jahiem White	RB	5-7	190	Fr.	HS	York, Pa./William Penn Senior
24	Marcis Floyd	S	6-0	197	r-Sr.	1vl	Louisville, Ky./Du Pont Manual/Murray State
25	Tyler Evans	WR	5-7	184	r-Fr.	RS	Austintown, Ohio/Austintown Fitch
25	Jordan Jackson	CB	5-11	178	Fr.	HS	Fairfield, Ohio/Fairfield
28	Aden Tagaloa-Nelson	S	6-1	195	Fr.	HS	Lexington, Ky./Woodford County
29	Preston Fox	WR	5-10	188	r-Fr.	SQ	Morgantown, W.Va./Morgantown
29	Deuce Shabazz	CB	5-11	188	r-Fr.	TR	Marietta, Ga./Harrison/Pitt
30	Brayden Dudley	BAN	6-2	247	r-So.	SQ	Buford, Ga./Mill Creek
30	Judah Price	RB	5-9	188	Fr.	HS	Coal City, W.Va./Independence
32	Raleigh Collins III	SPEAR	6-2	199	r-Fr.	RS	Newark, Del./Neumann Goretti
33	Jairo Faverus	LB	6-0	217	r-So.	SQ	Amsterdam, The Netherlands/Bristol Academy of Sports
34	Avery Wilcox	S	6-0	204	r-So.	SQ	Ft. Mill, S.C./Ft. Mill
35	Luke Hamilton	FB	5-11	241	r-Sr.	TR	Cumberland, Md./Fort Hill/Towson
36	Caden Biser	LB	6-0	230	r-So.	1vl	Keyser, W.Va./Morgantown
36	Noah Braham	TE	6-3	234	Fr.	HS	Morgantown, W.Va./University
37	Jayden Bell	CB	5-10	155	Fr.	HS	Fort Lauderdale, Fla./Saint Thomas Aquinas
38	Donald Brandel	LB	6-0	218	r-Fr.	RS	Morgantown, W.Va./University
38	Macguire Moss	LS	6-1	229	r-Fr.	RS	Batavia, Ill./Batavia
39	Quayvon Cyrus	CB	6-2	185	Fr.	HS	Parkersburg, W.Va./Parkersburg
40	Josiah Trotter	LB	6-2	242	Fr.	HS	Philadelphia, Pa./Saint Joseph's Prep
41	Kam Shallis	LB	5-11	205	Fr.	HS	Martinsburg, W.Va./Martinsburg
41	Oliver Straw	P	6-2	210	So.	1vl	Melbourne, Australia/Mentone Grammar School
42	RJ Kocan	K	5-10	226	r-Fr.	RS	West Islip, N.Y./St. John the Baptist
43	Austin Brinkman	LS	6-4	235	Jr.	2vl	Bel Air, Md./The John Carroll School
43	Colin McBee	FB	6-0	236	r-Fr.	RS	Morgantown, W.Va./University
44	Oreyend Fisher	DL	6-6	217	Fr.	HS	Georgetown, Ky./Great Crossing
45	Taurus Simmons	DL	6-2	245	Jr.	2vl	Savannah, Ga./Jenkins
46	Luke Savino	P	5-10	175	Fr.	HS	Somers, N.Y./Somers
48	Tyler Cain	LB	6-3	220	r-Fr.	HS	Beaver Falls, Pa./Beaver Falls/Navy Prep

2023 MOUNTAINEER ROSTER

48	Nate Flower	K	6-2	170	Fr.	HS	Fairmont, W.Va./Fairmont Senior
49	Taran Fitzpatrick	WR	6-1	192	r-Fr.	RS	Charleston, W.Va./George Washington
50	Brandon Yates	OL	6-4	316	r-Jr.	3vl	Middletown, Del./Liberty (Las Vegas, Nev.)
52	Nick Krahe	OL	6-6	293	Fr.	HS	Erie, Pa./Harbor Creek
52	Corey McIntyre Jr.	DL	6-3	305	Fr.	HS	Port St. Lucie, Fla./Treasure Coast
54	Zach Frazier	OL	6-3	311	Jr.	3vl	Fairmont, W.Va./Fairmont Senior
54	Fatorma Mulbah	DL	6-3	306	r-Jr.	TR	Harrisburg, Pa./Susquehanna Township/Penn State
55	Davoan Hawkins	DL	6-3	270	S-Sr.	TR	Lauderhill, Fla./Chaminade-Madonna/Kentucky/Tennessee State
55	Tomas Rimac	OL	6-6	318	r-So.	1vl	Brunswick, Ohio/Brunswick
56	Sullivan Weidman	OL	6-5	323	r-Fr.	RS	Franklin, Mass./Dexter Southfield
58	Nick Malone	OL	6-5	298	r-Jr.	2vl	Morgantown, W.Va./Morgantown
60	Johnny Williams IV	OL	6-7	308	Fr.	HS	Macon, Ga./Northeast
63	Bryce Biggs	OL	6-4	310	r-So.	SQ	Ashland, Ky./Spring Valley
64	Cooper Young	OL	6-5	319	Fr.	HS	Downingtown, Pa./Downingtown West
66	Ja'Quay Hubbard	OL	6-5	326	r-Jr.	1vl	Hermitage, Pa./Sharpsville/Virginia
67	Landen Livingston	OL	6-4	294	r-Fr.	RS	Leo, Ind./Leo
71	Maurice Hamilton	OL	6-3	321	r-Fr.	RS	Cleveland, Ohio/Cleveland Heights
72	Doug Nester	OL	6-7	320	Sr.	2vl	Kenova, W.Va./Spring Valley/Virginia Tech
74	Wyatt Milum	OL	6-6	310	Jr.	2vl	Kenova, W.Va./Spring Valley
76	Charlie Katarancic	OL	6-4	293	r-Fr.	RS	Pittsburgh, Pa./Choate Rosemary School (Conn.)
80	TJ Johnson	TE	6-3	219	Fr.	HS	Chesapeake, Va./Oscar Smith
81	Treytan Davis	TE	6-3	255	r-So.	1vl	Jackson, Ohio/Jackson
82	Victor Wikstrom	TE	6-4	263	r-So.	SQ	Uppsala, Sweden/RIG Celsiusskolan
83	CJ Cole	WR	6-4	207	r-So.	SQ	Washington, Pa./McGuffey
84	Hudson Clement	WR	6-1	197	r-Fr.	RS	Martinsburg, W.Va./Martinsburg
86	Will Dixon	TE	6-5	227	r-Fr.	RS	Hillsborough, N.J./Hillsborough
87	Derek Berlitz	DL	6-1	256	r-Fr.	RS	Catawissa, Pa./Southern Columbia
87	Kole Taylor	TE	6-7	246	Jr.	TR	Grand Junction, Colo./Central/LSU
88	Donovan Grayson	DL	6-3	225	Fr.	HS	Stafford, Va./Brooke Point
89	DJ Cotton	DL	6-2	260	Fr.	HS	Baltimore, Md./Mt. Zion Prep
89	Carson Everhart	TE	6-5	229	So.	TR	East Wenatchee, Wash./Eastmont/Simon Fraser
91	Sean Martin	DL	6-5	291	Jr.	2vl	Bluefield, W.Va./Bluefield
92	Asani Redwood	DL	6-3	290	r-Fr.	RS	Suwanee, Ga./Collins Hill
94	Hammond Russell IV	DL	6-3	307	r-So.	SQ	Dublin, Ohio/Dublin Coffman
95	Zachariah Keith	DL	6-6	258	Fr.	HS	Douglasville, Ga./Douglas County
96	Edward Vesterinen	DL	6-3	283	Jr.	2vl	Helsinki, Finland/French Finnish School of Helsinki
97	Jalen Thornton	DL	6-2	277	r-Jr.	3vl	Cincinnati, Ohio/Indian Hill
98	Leighton Bechdel	P/LS	6-0	211	r-Jr.	SQ	Towson, Md./Towson
98	Harry Hilvert	DL	6-0	250	r-Fr.	RS	Cleves, Ohio/Taylor
99	Zeiqui Lawton	DL	6-1	271	r-So.	RS	Charleston, W.Va./South Charleston/Cincinnati
99	Ronan Swope	P	5-11	160	r-So.	SQ	King of Prussia, Pa./Malvern Prep

THE LAST TIME ...

By The Mountaineers ...

30 Rushing Attempts: 33 by Leddie Brown vs. Texas/Nov. 20, 2021
40 Rushing Attempts: 40 by Quincy Wilson vs. Rutgers/Oct. 11, 2003
100 Rushing Yards: 133 by Jahiem White & 103 by Garrett Greene at Baylor/Nov. 25, 2023
200 Rushing Yards: 204 by Jahiem White vs. Cincinnati/Nov. 18, 2023
300 Rushing Yards: 331 by Justin Crawford vs. Oklahoma/Nov. 19, 2016
75-Yard Run (no touchdown): 79 by Tevin Bush vs. Baylor/Oct. 25, 2018
75-Yard Touchdown Run: 82 by CJ Donaldson Jr. vs. Towson/Sept. 17, 2022
50-Yard Run (no touchdown): 53 by Jahiem White at Baylor/Nov. 25, 2023
50-Yard Touchdown Run: 54 and 57 by Jaylen Anderson at Oklahoma State/Nov. 26, 2022
2 Rushing Touchdowns: 2 by Garrett Greene at Baylor/Nov. 25, 2023
2 Rushing Touchdowns in Back-to-Back Games: 3 by Garrett Greene vs. Cincinnati/Nov. 18, 2023 & 2 by Garrett Green at Baylor/Nov. 25, 2023
Two Players with 2 Rushing Touchdowns: 2 by Tony Mathis Jr. and 3 by CJ Donaldson Jr. vs. Towson/Sept. 17, 2022
3 Rushing Touchdowns: 3 by Garrett Greene vs. Cincinnati/Nov. 18, 2023
Double 100-Yard Rushers: 133 by Jahiem White & 103 by Garrett Greene at Baylor/Nov. 25, 2023
Three 100-Yard Rushers: 129 by Skyler Howard, 115 by Wendell Smallwood and 108 by Rushel Shell at Kansas/Nov. 21, 2015
Double 200-Yard Rushers: by Pat White (220) and Steve Slaton (215) at Pitt/Nov. 16, 2006
Two 100-Yard Rushers and Two 100-Yard Receivers: 129 by Justin Crawford and 127 by Kennedy McKoy rushing and 7 catches for 104 yards by Daikiel Shorts and 4 catches for 102 yards by Shelton Gibson vs. Kansas/Nov. 5, 2016
30 Pass Completions: 30 by Jarret Doege vs. Iowa State/Oct. 31, 2021
20 Pass Completions: 20 by Garrett Greene at Houston/Oct. 12, 2023
20 Consecutive Completions: 21 by Geno Smith vs. Kansas/Dec. 1, 2012
10 Consecutive Completions: 11 by JT Daniels vs. Kansas/Sept. 10, 2022
60 Pass Attempts: 65 by Geno Smith vs. LSU/Sept. 24, 2011
50 Pass Attempts: 50 by Jarret Doege at Texas/Nov. 7, 2020
40 Pass Attempts: 48 by JT Daniels at Texas/Oct. 1, 2022
35 Pass Attempts: 38 by Garrett Greene at Houston/Oct. 12, 2023
30 Pass Attempts: 30 by Garrett Greene vs. Oklahoma State/Oct. 21, 2023
3 Touchdown Passes: 4 by Garrett Greene vs. Duquense/Sept. 9, 2023
4 Touchdown Passes: 4 by Garrett Greene vs. Duquense/Sept. 9, 2023
5 Touchdown Passes: 5 by Will Grier vs. Kansas State/Sept. 22, 2018
6 Touchdown Passes: 8 by Geno Smith vs. Baylor/Sept. 29, 2012
300 Yards Passing: 391 by Garrett Greene at Houston/Oct. 12, 2023
400 Yards Passing: 539 by Will Grier vs. Oklahoma/Nov. 23, 2018
500 Yards Passing: 539 by Will Grier vs. Oklahoma/Nov. 23, 2018
600 Yards Passing: 656 by Geno Smith vs. Baylor/Sept. 29, 2012
100 Yards Rushing and Passing: by Garrett Greene (103/269) at Baylor/Nov. 25, 2023
200 Yards Rushing and Passing: by Pat White (220/204) at Pitt/Nov. 16, 2006
100 Yards Rushing and Receiving: by Steve Slaton (215/130) at Pitt/Nov. 16, 2006
300 Yards Total Offense: 372 by Garrett Greene at Baylor/Nov. 25, 2023
400 Yards Total Offense: 437 by Garrett Greene at Houston/Oct. 12, 2023
500 Yards Total Offense: 517 by Will Grier vs. Oklahoma/Nov. 23, 2018
600 Yards Total Offense: 687 by Geno Smith vs. Baylor/Sept. 29, 2012
15 Receptions: 16 by Kevin White at Texas/Nov. 8, 2014
10 Receptions: 11 by Bryce Ford-Wheaton vs. Kansas/Sept. 10, 2022
9 Receptions: 11 by Bryce Ford-Wheaton vs. Kansas/Sept. 10, 2022
4 Touchdown Receptions: 4 by Stedman Bailey vs. Oklahoma/Nov. 17, 2012
3 Touchdown Receptions: 3 by Hudson Clement vs. Duquense/Sept. 9, 2023
2 Touchdown Receptions: 3 by Hudson Clement vs. Duquense/Sept. 9, 2023
Two Players with 2 Touchdown Receptions: 2 by Gary Jennings Jr. and 2 by David Sills V vs. Oklahoma/Nov. 23, 2018
Double 100-Yard Receivers: 106 by Bryce Ford-Wheaton and 100 by Winston Wright Jr. vs. Iowa State/Oct. 30, 2021
Three 100-Yard Receivers: 303 by Stedman Bailey, 215 by Tavon Austin and 114 by J.D. Woods vs. Baylor/Sept. 29, 2012
100 Yards Receiving: 116 by Devin Carter at Houston/Oct. 12, 2023
150 Yards Receiving: 177 Hudson Clement vs. Duquense/Sept. 9, 2023
200 Yards Receiving: 225 by Gary Jennings Jr. vs. Oklahoma/Nov. 23, 2018
75-Yard Touchdown Reception: 75 by Jahiem White from Garrett Greene vs. Cincinnati/Nov. 18, 2023
50-Yard Touchdown Reception: 50 by Hudson Clement from Garrett Greene at Houston/Oct. 12, 2023
50-Yard Reception (no touchdown): 51 by Sam James from JT Daniels vs. Towson/Sept. 17, 2022
Rushing and Receiving Touchdown: by Jahiem White vs. Cincinnati/Nov. 18, 2023
2 Rushing and 2 Receiving Touchdowns: by Steve Slaton at Pitt/Nov. 16, 2006
2 Rushing and 2 Passing Touchdowns: by Garrett Greene at Houston/Oct. 12, 2023
Kickoff Return For Touchdown: 90 yards by Winston Wright Jr. vs. LIU/Sept. 11, 2021
Recovered an Onside Kick: Casey Legg kicked the ball 17 yards, recovered by Alonzo Addae vs. Army/Dec. 31, 2020
Returned Opening Kick for a Touchdown: 90 yards by Winston Wright Jr. vs. LIU/Sept. 11, 2021
Punt Return For Touchdown: 76 yards by Tavon Austin vs. TCU/Nov. 3, 2012

NICK MALONE



DEVIN CARTER



THE LAST TIME ...

Punt Blocked and Returned For Touchdown: 1 yard by Thandi Smith (blocked, picked up and returned) at Rutgers/Oct. 8, 2005

Punt Blocked: by Davoan Hawkins vs. Oklahoma State/Oct. 21, 2023

Punt Blocked For Touchdown: Blocked by Osman Kamara and recovered by Marvin Gross vs. Oklahoma State/Oct. 28, 2017

Punt Blocked For Safety: by Jarrod Harper at Maryland/Sept. 13, 2014

Interception Return For Touchdown: 43 yards by Malachi Ruffin vs. Kansas State/Nov. 19, 2022

Interception Return For Touchdown by a Defensive Lineman: 19 yards by Keilen Dykes at Syracuse/Oct. 6, 2007

Two Interceptions Returned for Touchdown: by Shawn Hackett (41) and Grant Wiley (22) vs. Boston College/Sept. 2, 2000

50-Yard Field Goal: 51 by Casey Legg at Kansas State/Nov. 16, 2019

Field Goal Blocked: by Dante Stills vs. Baylor/Oct. 3, 2020

Two Field Goals Blocked: by Mike Lockhart and Sean Martin at TCU/Sept. 30, 2023

Field Goal Blocked and Returned for Touchdown: 72 yards by Derrek Pitts Jr., (blocked by Kenny Bigelow Jr.) at Iowa State/Oct. 13, 2018

Missed an Extra Point: by Michael Hayes at Oklahoma/Nov. 11, 2023

Two Interceptions in a Game: 2 by Beanie Bishop Jr. at UCF/Oct. 28, 2023

Three Interceptions in a Game: 3 by Karl Joseph vs. Georgia Southern/Sept. 5, 2015

Three Interceptions in a Quarter: 3 by Karl Joseph vs. Georgia Southern/Sept. 5, 2015

Four Interceptions in a Game: 4 by Mike Slater vs. Kentucky/Nov. 1, 1969

Intercepted Fumble Returned For Touchdown: no instance yet found

Fumble Returned For Touchdown: 42 yards by Jared Barber vs. Texas/Nov. 14, 2014

Fumble Recovered For Touchdown: 0 yards by Karl Joseph at Baylor/Oct. 4, 2013

Two-Point Conversion By Rush: Reese Smith vs. Army/Dec. 31, 2020

Two-Point Conversion By Pass: Traylon Ray from Garrett Greene at Houston/Oct. 12, 2023

Extra Point Blocked: by Dante Stills vs. Baylor/Oct. 13, 2022

Extra Point Blocked and Returned for Defensive Extra Point Conversion: 87 yards by Jacolby Spells vs. Baylor/Oct. 13, 2022

Defensive Extra Point: Jacolby Spells returned blocked extra point 87 yards for a defensive extra-point conversion vs. Baylor/Oct. 13, 2022

Defensive Extra Point (Two-Point Pass Attempt): Matt Taffoni intercepted Pitt two-point pass attempt (John Ryan) and returned it 100 yards for a two-point defensive score /Oct. 15, 1994

Team Gained 300 Yards Rushing: 424 vs. Cincinnati/Nov. 18, 2023

Team Gained 400 Yards Rushing: 424 vs. Cincinnati/Nov. 18, 2023

Team Gained 500 Yards Rushing: 517 vs. Connecticut/Nov. 24, 2007

Team Failed To Gain 100 Yards Rushing: 76 at Iowa State/Nov. 5, 2022

Team Failed To Gain 50 Yards Rushing: 17 vs. Oklahoma State/Nov. 6, 2021

Team Gained 300 Yards Passing: 391 at Houston/Oct. 12, 2023

Team Gained 400 Yards Passing: 498 vs. Texas Tech/Nov. 9, 2019

Team Gained 500 Yards Passing: 539 vs. Oklahoma/Nov. 23, 2018

Team Failed To Gain 100 Yards Passing: 99 vs. Texas Tech/Sept. 23, 2023

Team Gained 500 Yards Total Offense: 519 at Baylor/Nov. 25, 2023

Team Gained 600 Yards Total Offense: 634 vs. Cincinnati/Nov. 18, 2023

Team Gained 700 Yards Total Offense: 704 vs. Oklahoma/Nov. 23, 2018

Team Gained 800 Yards Total Offense: 807 vs. Baylor/Sept. 29, 2012

Team Gained 400 Yards Total Offense in the First Half: 435 vs. Towson/Sept. 17, 2022

Team Gained 400 Yards Total Offense in the Second Half: 523 vs. Oklahoma /Nov. 17, 2012

Team Failed To Gain 200 Yards Total Offense: 133 vs. Oklahoma State/Nov. 6, 2021

Drive of 99 Yards: 99 yards on 15 plays in first quarter against TCU/Nov. 14, 2020

Team Failed To Get A First Down: no instance yet found

Team Failed To Get A Rushing First Down: vs. Texas Western/Nov. 25, 1950

Team Failed To Get A Passing First Down: vs. South Carolina/Dec. 30, 1969

Team Failed To Get A Third Down Conversion: vs. Syracuse (0/10)/Dec. 29, 2012

Team Had Six Turnovers: two interceptions, four fumbles vs. Maryland/Sept. 21, 2013

Team Had Five Turnovers: four interceptions, one fumble vs. Oklahoma State /Oct. 28, 2017

Successful Fake Punt: 5-yard rush by Sam James vs. Oklahoma/Nov. 12, 2022

Scored 70+ Points: 70 vs. Baylor/Sept. 29, 2012

Scored 60+ Points: 65 vs. Towson/Sept. 17, 2022

Scored 50+ Points: 56 vs. Duquense/Sept. 9, 2023

Scored 40+ Points: 42 vs. Cincinnati/Nov. 18, 2023

Scored 30+ Points: 34 at Baylor/Nov. 25, 2023

Scored 40+ Points in a Half: 45 in the 1st half vs. Towson/Sept. 17, 2022

Scored 30+ Points in a Half: 35 in the 1st half vs. Duquense/Sept. 9, 2023

Scored 0 Points in a Half: 0 in the 2nd half vs. Oklahoma State/Nov. 6, 2021

Scored 0 Points in a Half at Home: 0 in the 2nd half vs. Oklahoma State/Nov. 6, 2021

Scored 30+ Points in a Quarter: 31 in the 2nd quarter vs. Baylor/Oct. 25, 2018

Shutout Recorded: 66-0 vs. LIU/Sept. 11, 2021

Forced Four Turnovers in a Game: four (three interceptions, one forced fumble) at UCF /Oct. 28, 2023


Forced Five Turnovers in a Game: five vs. Texas/Nov. 14, 2015

Forced Six Turnovers in a Game: six vs. Maryland/Sept. 26, 2015

Forced Six Turnovers in a Game: six vs. Maryland/Sept. 26, 2015

Forced Eight Turnovers in a Game: eight vs. Rutgers/Nov. 3, 2001

OLIVER STRAW



JARED BARTLET



THE LAST TIME ...

Safety Scored: Dante Stills sacked Mike Collins of TCU in the end zone/Nov. 10, 2018
Two Safeties Scored: at Syracuse/Sept. 25, 2000
Played An Overtime Game: L/42-55 (1OT) vs. Kansas/Sept. 10, 2022
Played Back-to-Back Overtime Games: L 47-40 (1OT) vs. Texas/Nov. 9, 2013;
 W 30-27 (1OT) at TCU/Nov. 2, 2013
Won Game Without An Offensive TD: at Syracuse/Sept. 5, 2005
Won Game Without a Rushing TD: vs. Army/Dec. 31, 2020

Versus West Virginia ...

30 Rushing Attempts: 36 by J.D. King of Oklahoma State/Oct. 28, 2017
100 Rushing Yards: 135 by Gavin Sawchuk of Oklahoma/Nov. 11, 2023
200 Rushing Yards: 282 by Ollie Gordon of Oklahoma State/Oct. 21, 2023
75-Yard Run: 75 by C.J. Brown of Maryland/Sept. 13, 2014
50-Yard Touchdown Run: 53 by Ollie Gordon of Oklahoma State/Oct. 21, 2023
50-Yard Non-Touchdown Run: 58 by Stacy Sneed of Houston/Oct. 12, 2023
3 Rushing Touchdowns: 4 by Ollie Gordon of Oklahoma State/Oct. 21, 2023
4 Rushing Touchdowns: 4 by Ollie Gordon of Oklahoma State/Oct. 21, 2023
2 Players Rushing for 100 Yards: 103 by LD Brown and 101 by Chuba Hubbard of Oklahoma State/Sept. 26, 2020
20 Pass Completions: 23 by Dillon Gabriel of Oklahoma/Nov. 11, 2023
30 Pass Completions: 30 by Taylor Cornelius of Oklahoma State/Nov. 17, 2018
50 Pass Attempts: 51 by Drew Lock of Missouri/Sept. 3, 2016
40 Pass Attempts: 42 by Jake Retzlaff of BYU/Nov. 4, 2023
30 Pass Attempts: 36 by Dillon Gabriel of Oklahoma/Nov. 11, 2023
3 Touchdown Passes: 5 by Dillon Gabriel of Oklahoma/Nov. 11, 2023
4 Touchdown Passes: 5 by Dillon Gabriel of Oklahoma/Nov. 11, 2023
5 Touchdown Passes: 5 by Dillon Gabriel of Oklahoma/Nov. 11, 2023
300 Yards Passing: 423 by Dillon Gabriel of Oklahoma/Nov. 11, 2023
400 Yards Passing: 423 by Dillon Gabriel of Oklahoma/Nov. 11, 2023
500 Yards Passing: 554 by Landry Jones of Oklahoma/Nov. 17, 2012
100 Yards Rushing & 300 Yards Passing: by Kyler Murray (114/364) of Oklahoma/Nov. 23, 2018
100 Yards Rushing & 200 Yards Passing: by Kyler Murray (114/364) of Oklahoma/Nov. 23, 2018
100 Yards Rushing & 100 Yards Passing: by Kyler Murray (114/364) of Oklahoma/Nov. 23, 2018
300 Yards Total Offense: 473 by Dillon Gabriel of Oklahoma/Nov. 11, 2023
400 Yards Total Offense: 473 by Dillon Gabriel of Oklahoma/Nov. 11, 2023
500 Yards Total Offense: 540 by Seth Russell of Baylor/Oct. 17, 2015
10 Receptions: 10 by Drake Stoops of Oklahoma/Nov. 11, 2023
2 Touchdown Receptions: 2 by Chamon Metayer of Cincinnati/Nov. 18, 2023
3 Touchdown Receptions: 3 by Drake Stoops of Oklahoma/Nov. 11, 2023
4 Touchdown Receptions: 4 by Kenny Stills of Oklahoma/Nov. 17, 2012
100 Yards Receiving: 104 by Xzavier Henderson of Cincinnati/Nov. 18, 2023
150 Yards Receiving: 164 by Drake Stoops of Oklahoma/Nov. 11, 2023
200 Yards Receiving: 210 by Gavin Holmes of Baylor/Oct. 13, 2022
Double 100-Yard Receivers: 119 by Nic Anderson & 164 by Drake Stoops of Oklahoma/Nov. 11, 2023
50-Yard Touchdown Reception: 59 by J.P. Richardson of TCU/Sept. 30, 2023
75-Yard Touchdown Reception: 75 by Tyquan Thornton of Baylor/Oct. 9, 2021
50-Yard Reception (no touchdown): 55 by Xzavier Henderson of Cincinnati/Nov. 23, 2022
Rushing and Receiving Touchdown: 1 rushing & 1 receiving by Tre Watson of Texas/Nov. 3, 2018
Passing and Receiving Touchdown: 1 passing and 2 receiving by Xavier Worthy of Texas/Oct. 1, 2022
Passing and Rushing Touchdown: 1 passing and 1 rushing by Emory Jones of Cincinnati/Nov. 18, 2023
Passing, Receiving and Rushing Touchdown: by Kenny Hill of TCU/Oct. 7, 2017
Kickoff Return For Touchdown: 96 yards and 93 yards by Richard Reese of Baylor/Nov. 25, 2023
Two Kickoff Returned For Touchdowns: 96 yards and 93 yards by Richard Reese of Baylor/Nov. 25, 2023
Opening Kickoff Return for Touchdown: 100 yards by Derius Davis of TCU/Oct. 23, 2021
Recovered an Onside Kick: Jay Sedwick kicked the ball 16 yards, recovered by Chance Waz of Baylor/Oct. 21, 2017

ANTHONY WILSON



FATORMA MULBAH



THE LAST TIME ...

- Punt Return For Touchdown:** 70 yards by Jalen Reagor of TCU/Nov. 29, 2019
- 2 Players Return Punts For Touchdown:** by DeJuan Tribble (41) and Will Blackmon (71) of Boston College/Nov. 13, 2004
- Punt Blocked:** blocked by Logan Carter of Oklahoma State/Nov. 17, 2018
- Punt Blocked/Recovered in End Zone For Touchdown:** blocked by Brayden Willis and recovered in end zone by Austin Stogner of Oklahoma/Oct. 19, 2019
- Punt Blocked/Returned For Touchdown:** blocked by Marcus Gildersleeve and returned 17 yards by Ricky Hall of Virginia Tech/Oct. 31, 1998
- Interception Return For Touchdown:** 37 yards by Cincere Mason of Kansas State/Nov. 19, 2022
- 50-Yard Field Goal:** 53 by Ty Zentner of Kansas State/Nov. 19, 2022
- Field Goal Blocked:** by Bravvion Roy of Baylor/Oct. 31, 2019
- Blocked Field Goal Returned For Touchdown:** 82 yards by Andrew Johnson of Louisville /Nov. 5, 2011
- Intercepted Fumble Returned For Touchdown:** 75 yards by Tim Quense of Pitt /Oct. 1, 1983
- Fumble Recovered/Returned For Touchdown:** 56 yards by Zech McPhearson of Texas Tech /Sept. 26, 2020
- Two-Point Conversion By Rush:** by Davin Meggett of Maryland/Sept. 17, 2011
- Two-Point Conversion By Pass:** by Matthew Eaton from Brock Purdy of Iowa State /Oct. 13, 2018
- Defensive Extra Point:** Billy Bowman of Oklahoma recovered and returned a fumbled snap for a two-point conversion/Nov. 12, 2022
- Extra Point Blocked:** by Ochaun Mathis of TCU/Oct. 23, 2021
- Extra Point Fumble Recovered and Returned for Defensive Extra Point Conversion:** Billy Bowman of Oklahoma/Oct. 13, 2022
- Punt Blocked For Safety:** by Chris Nofoaiga of Idaho/Oct. 7, 2000
- Team Gained 400 Yards Rushing:** 468 by Baylor/Oct. 4, 2013
- Team Gained 300 Yards Rushing:** 304 by Oklahoma/Nov. 23, 2018
- Team Gained 200 Yards Rushing:** 221 by Oklahoma/Nov. 12, 2023
- Team Failed To Gain 100 Yards Rushing:** 67 by BYU/Nov. 4, 2023
- Team Finished With Negative Rushing Yards:** Minus-7 by TCU/Nov. 3, 2018
- Team Gained 300 Yards Passing:** 332 by Penn State/ Sept. 2, 2023
- Team Gained 400 Yards Passing:** 423 by Oklahoma/ Nov. 11, 2023
- Team Failed To Gain 100 Yards Passing:** 81 by Pitt/Sept. 16, 2023
- Team Failed To Gain 50 Yards Passing:** 29 by Georgia Southern/Sept. 5, 2015
- Team Gained 500 Yards Total Offense:** 594 by Texas Tech/Oct. 22, 2022
- Team Gained 600 Yards Total Offense:** 644 by Oklahoma/ Nov. 11, 2023
- Team Gained 700 Yards Total Offense:** 872 by Baylor/Oct. 5, 2013
- Team Gained 800 Yards Total Offense:** 872 by Baylor/Oct. 5, 2013
- Team Failed To Gain 250 Yards Total Offense:** 211 by Pitt/Sept. 16, 2023
- Team Failed To Gain 200 Yards Total Offense:** 180 by Towson/Sept. 17, 2022
- Team Failed To Gain 100 Yards Total Offense:** 95 by LIU/Sept. 11, 2021
- Team Finished with 35 or more First Downs:** 35 by Oklahoma State/Nov. 17, 2018
- Team Finished with 30 or more First Downs:** 33 by Texas Tech/Oct. 22, 2022
- Team Failed To Get A First Down:** no instance yet found
- Team Failed To Get A Rushing First Down:** by Western Michigan/Sept. 7, 1996
- Team Failed To Get A Passing First Down:** by Pitt/Oct. 10, 1981
- Successful Fake Punt:** by NC State/Sept. 14, 2019
- Team Scored 70+ Points:** 73 by Baylor/Oct. 5, 2013
- Team Scored 60+ Points:** 62 by Baylor/Oct. 17, 2015
- Team Scored 50+ Points:** 59 by Oklahoma/Nov. 11, 2023
- Team Scored 40+ Points:** 48 by Oklahoma State/Oct. 21, 2023
- Team Scored 30+ Points:** 31 by Baylor/Nov. 25, 2023
- Scored 0 Points in a Half:** 0 in the 1st half by BYU/Nov. 4, 2023
- Shutout Recorded:** 37-0 by Maryland/Sept. 21, 2013
- Safety Scored:** When WVU's Yodny Cajuste was called for holding in the end zone at Iowa State/Oct. 13, 2018
- Two Safeties Scored:** When WVU's Geno Smith was tackled in the end zone by Syracuse's Cameron Lynch and Siriki Diabate, and when Smith was called for intentional grounding when he was being tackled by Brandon Sharpe/Dec. 29, 2012

TRAYLON RAY



KOLE TAYLOR





2023 MOUNTAINEER 20-YARD PLAYS

Offense	
75/TD	White pass from Greene (Cincinnati)
70/TD	Clement pass from Greene (Duquesne)
53	White rush (Baylor)
50/TD	Clement pass from Greene (Houston)
49	Carter pass from Greene (Houston)
49	Ray pass from Greene (Oklahoma)
47	White rush (Cincinnati)
46/TD	Clement pass from Greene (Duquesne)
45	Horton pass from Greene (Houston)
45/TD	Carter pass from Greene (Oklahoma State)
43/TD	Taylor pass from Greene (BYU)
39	Clement pass from Greene (Duquesne)
39	White rush (Duquesne)
38	Carter pass from Greene (BYU)
37	Carter pass from Greene (Penn State)
36	Clement pass from Greene (Baylor)
35/TD	Greene rush (TCU)
35/TD	Ray pass from Greene (Houston)
34	Fox pass from Greene (Oklahoma State)
32/TD	Horton pass from Greene (Oklahoma State)
32	White rush (UCF)
32	Donaldson rush (UCF)
32	White rush (BYU)
32	White rush (BYU)
32	Carter pass from Greene (Oklahoma)
31	Fox pass from Greene (Houston)
30	Carter pass from Greene (TCU)
30	Johnson rush (Oklahoma State)
30	Ray pass from Greene (BYU)
30	Greene rush (Cincinnati)
30/TD	Ray pass from Greene (Baylor)
29	Taylor pass from Marchiol (Duquesne)
29	Horton pass from Greene (Oklahoma State)
29	Fox pass from Greene (Baylor)
29/TD	White pass from Greene (Baylor)
28	Fox pass from Greene (UCF)
28	Carter pass from Greene (Oklahoma)
28	Ray pass from Greene (Cincinnati)
27	White rush (TCU)
27	Greene rush (Cincinnati)
26	Fox pass from Greene (Oklahoma State)
26/TD	Greene rush (Cincinnati)
26	Johnson rush (Cincinnati)
26	Taylor pass from Greene (Baylor)
25	White rush (Baylor)
25	Greene rush (Baylor)
24	Greene rush (Oklahoma State)
23	Carter pass from Greene (Penn State)
23	Fox pass from Greene (TCU)
23	Greene rush (Oklahoma State)
23	Donaldson rush (BYU)
23	Horton pass from Marchiol (BYU)
23/TD	Greene rush (Baylor)
23	Clement pass from Greene (Baylor)
22	Carter pass from Greene (Penn State)
22/TD	Fox pass from Greene (Duquesne)
22	Marchiol rush (BYU)
22	Greene rush (Cincinnati)
21	Taylor pass from Ray (Texas Tech)
21	Carter pass from Greene (Houston)
21	Carter pass from Greene (Houston)
21	Donaldson rush (UCF)
21	Greene rush (UCF)
21	White rush (Cincinnati)
20	Taylor pass from Greene (Cincinnati)
20	Carter pass from Greene (Cincinnati)

Defense	
40	Bishop interception return (Pitt)
34	Wilcox interception return (Duquesne)
31	Bishop interception return (UCF)
26	Burks interception return (Pitt)
20	Bishop interception return (UCF)

Special Teams	
49/FG	Hayes field goal (TCU)
46/FG	Hayes field goal (Texas Tech)
46/FG	Hayes field goal (BYU)
42/FG	Hayes field goal (Pitt)
41/FG	Hayes field goal (UCF)
38/FG	Hayes field goal (Baylor)
36/FG	Hayes field goal (Baylor)
34/FG	Hayes field goal (Oklahoma State)
33	Fox kickoff return (Oklahoma)
29/FG	Hayes field goal (Oklahoma State)
28/FG	Hayes field goal (Texas Tech)
27/FG	Hayes field goal (Houston)
24	White kickoff return (Houston)
24/FG	Hayes field goal (UCF)
24	Fox kickoff return (Baylor)
23/FG	Hayes field goal (BYU)
22/FG	Hayes field goal (BYU)
22	Fox kickoff return (Oklahoma)
21	White kickoff return (Houston)
21	Fox kickoff return (Cincinnati)
20	Bishop kickoff return (Penn State)
20	Fox punt return (Texas Tech)

2023 MOUNTAINEER OPPONENTS' 20-YARD PLAYS

Offense	
72/TD	Lambert-Smith pass from Allar (Penn State)
63	Anderson pass from Gabriel (Oklahoma)
60/TD	Stoops pass from Gabriel (Oklahoma)
59/TD	Richardson pass from Morris (TCU)
58	Sneed rush (Houston)
55	Henderson pass from Jones (Cincinnati)
53/TD	Gordon rush (Oklahoma State)
49/TD	Johnson pass from Smith (Houston)
46/TD	Gordon rush (Oklahoma State)
45	Afful pass from Perrantes (Duquesne)
38/TD	Powell pass from Perrantes (Duquesne)
38/TD	Jackson pass from Robertson (Baylor)
37	Jackson pass from Robertson (Baylor)
37	Roberts pass from Robertson (Baylor)
36/TD	Wright pass from Morris (TCU)
35	Stogner pass from Gabriel (Oklahoma)
34	Powell pass from Perrantes (Duquesne)
34	Gordon rush (Oklahoma State)
34/TD	Hudson pass from Plumlee (UCF)
32	Gordon rush (Oklahoma State)
32/TD	Gibson pass from Gabriel (Oklahoma)
31/TD	Morris rush (TCU)
30	Lambert-Smith pass from Allar (Penn State)
30	Sawchuk rush (Oklahoma)
30/TD	Metayer pass from Jones (Cincinnati)
29	Bray pass from Bowman (Oklahoma State)
29/TD	Presley pass from Bowman (Oklahoma State)
29	Harvey rush (UCF)
27	Bartholomew pass from Jurkovec (Pitt)
27	Brooks rush (Texas Tech)
27	Johnson pass from Smith (Houston)
27	Gordon rush (Oklahoma State)
26	Brown pass from Morton (Texas Tech)
26	Williams pass from Morris (TCU)
26	Farooq pass from Gabriel
25	McClain pass from Allar (Penn State)
25	Manjack 25 pass from Smith (Houston)
25	Whittemore pass from Plumlee (UCF)
25	Anderson pass from Gabriel (Oklahoma)
24	Jones rush (Cincinnati)
24	Brown pass from Perrantes (Duquesne)
24	Sawchuk rush (Oklahoma)
24	Sawchuk rush (Oklahoma)
23	Kingston pass from Retzlaff (BYU)
23	Stogner pass from Gabriel (Oklahoma)
23	Gabriel rush (Oklahoma)
23	Stoops pass from Gabriel (Oklahoma)
22	McClain pass from Allar (Penn State)
22	Cephas pass from Allar (Penn State)
22	Brown pass from Perrantes (Duquesne)
22	Farooq rush (Oklahoma)
22	Prater pass from Lichtenberg (Cincinnati)
21/TD	Johnson pass from Smith (Houston)
21	Harvey rush (UCF)
21	Stoops pass from Gabriel (Oklahoma)
20	Means pass from Jurkovec (Pitt)
20	White pass from Morton (Texas Tech)

Defense	
21	Dunlap interception return (Texas Tech)

Special Teams	
100/TD	Golden kickoff return (Houston)
96/TD	Reese kickoff return (Baylor)
93/TD	Reese kickoff return (Baylor)
59	McCray kickoff return (Texas Tech)
39/FG	Bruzdewicz field goal (Duquesne)
39/FG	Garcia field goal (Texas Tech)
39/FG	Hankins field goal (Baylor)
37/FG	Hale field goal (Oklahoma State)
36/FG	Sauls field goal (Pitt)
34/FG	Garcia field goal (Texas Tech)
32	McCray kickoff return (Texas Tech)
31	Marion kickoff return (BYU)
29	Johnson kickoff return (Pitt)
29/FG	Hale field goal (Oklahoma State)
29	Nyberg kickoff return (BYU)
28	Sneed kickoff return (Houston)
28	Farooq kickoff return (Oklahoma)
25/FG	Felkins field goal (Penn State)
25	McCray kickoff return (Texas Tech)
25	Presley kickoff return (Oklahoma State)
25	Presley kickoff return (Oklahoma State)
23	Everhart kickoff return (TCU)
23	Golden kickoff return (Houston)
23/FG	Schmit field goal (Oklahoma)
21/FG	Sauls field goal (Pitt)
21	Johnson kickoff return (Pitt)
21	Pendergrass kickoff return (Baylor)
21	Reese kickoff return (Baylor)
20	Everhart kickoff return (TCU)
20	Marion kickoff return (BYU)

2023 WEST VIRGINIA SCORING DRIVES

Opponent	Plays	Yds	Time	Result
Penn State	9	69	4:17	Donaldson 1 rush
Penn State	10	75	3:58	Greene 1 rush
Duquesne	8	46	3:22	Clement 14 pass from Greene
Duquesne	9	94	3:01	Anderson 8 rush
Duquesne	3	75	1:25	Clement 70 pass from Greene
Duquesne	3	57	1:14	Clement 46 pass from Greene
Duquesne	7	63	2:11	Fox 22 pass from Greene
Duquesne	7	67	3:00	White 19 rush
Duquesne	6	20	2:53	Marchiol 1 rush
Duquesne	12	67	5:33	Oliver 5 rush
Pitt	1	7	0:05	Taylor 7 pass from Marchiol
Pitt	13	61	7:48	Donaldson 1 rush
Pitt	4	6	2:06	Hayes 42 FG
Texas Tech	13	75	6:47	Donaldson 2 rush
Texas Tech	12	56	6:08	Hayes 28 FG
Texas Tech	6	26	2:58	Hayes 46 FG
Texas Tech	7	79	4:16	Taylor 9 pass from Marchiol
TCU	6	75	3:22	Greene 35 rush
TCU	10	43	5:05	Donaldson 1 rush
TCU	8	44	4:54	Greene 1 rush
TCU	5	16	2:49	Hayes 49 FG
Houston	16	82	7:51	Hayes 27 FG
Houston	8	69	3:45	Donaldson 5 rush
Houston	4	56	1:47	Ray 35 pass from Greene
Houston	11	78	5:53	Greene 1 rush
Houston	11	75	3:46	Ray pass from Greene
Houston	7	88	1:05	Clement 50 pass from Greene
Oklahoma State	14	75	8:02	Johnson 3 rush
Oklahoma State	8	43	4:34	Hayes 34 FG
Oklahoma State	5	75	2:29	Carter 45 pass from Greene
Oklahoma State	7	75	3:22	Horton 32 pass from Greene
Oklahoma State	8	64	3:37	Hayes 29 FG
Oklahoma State	6	75	1:38	Donaldson 3 rush
UCF	9	75	4:03	Greene 6 rush
UCF	10	71	4:59	Hayes 24 FG
UCF	10	64	4:19	White 4 rush
UCF	8	68	3:19	Greene 7 rush
UCF	4	27	1:58	Greene 1 rush
UCF	7	66	4:12	Donaldson 6 rush
UCF	7	9	3:18	Hayes 41 FG
BYU	11	75	5:01	Donaldson 2 rush
BYU	5	52	1:50	Donaldson 1 rush
BYU	6	37	3:03	Hayes 46 FG
BYU	10	93	5:35	Fox 12 pass from Greene
BYU	9	78	1:05	Hayes 22 FG
BYU	8	53	2:44	Hayes 23 FG
BYU	7	85	4:14	Taylor 43 pass from Greene
Oklahoma	8	75	4:00	Donaldson 13 rush
Oklahoma	6	75	0:53	Taylor pass from Greene
Oklahoma	12	61	4:14	Carter pass from Greene
Cincinnati	14	91	6:42	Greene 3 rush
Cincinnati	5	85	2:01	White 75 pass from Greene
Cincinnati	2	40	0:50	Donaldson 13 rush
Cincinnati	4	75	0:52	Greene 26 rush
Cincinnati	12	88	7:09	Greene 18 rush
Cincinnati	6	74	3:08	White 4 rush
Baylor	3	90	1:24	Ray 30 pass from Greene
Baylor	9	64	4:24	Hayes 38 FG
Baylor	7	82	3:27	Greene 23 rush
Baylor	8	60	4:32	Hayes 36 FG
Baylor	7	74	1:31	Greene 1 rush
Baylor	6	80	0:51	White 29 pass from Greene

2023 WEST VIRGINIA OPPONENTS' SCORING DRIVES

Opponent	Plays	Yds	Time	Result
Penn State	4	94	1:56	Lambert-Smith 72 pass from Allar
Penn State	10	81	4:49	Singleton 2 rush
Penn State	7	56	3:26	Lambert-Smith 12 pass from Allar
Penn State	9	65	2:57	Felkins 25 FG
Penn State	5	42	2:54	McClain 25 pass from Allar
Penn State	9	46	3:24	Pribula 5 rush
Duquesne	4	46	2:04	Powell 38 pass from Perrantes
Duquesne	9	38	3:24	Bruzdevic 39 FG
Duquesne	7	75	3:38	Afful 16 pass from Perrantes
Pitt	11	67	6:41	Sauls 21 FG
Pitt	12	57	4:36	Sauls 36 FG
Texas Tech	6	14	1:54	Garcia 39 FG
Texas Tech	13	79	4:42	Bradley 6 pass from Morton
Texas Tech	14	59	2:40	Garcia 34 FG
TCU	4	70	0:51	Richardson 59 pass from Morris
TCU	8	81	2:44	Morris 31 rush
TCU	9	75	1:26	Wright 36 pass from Morris
Houston	0	100	0:00	Golden 100 kickoff return
Houston	8	56	1:26	Smith 2 rush
Houston	4	80	2:32	Manjack 15 pass from Smith
Houston	4	66	2:06	Brown 8 pass from Smith
Houston	6	59	3:24	Johnson 21 pass from Smith
Houston	2	57	0:07	Johnson 49 pass from Smith
Oklahoma State	9	51	2:43	Hales 37 FG
Oklahoma State	6	39	1:46	Gordon 2 rush
Oklahoma State	10	63	3:43	Hale 29 FG
Oklahoma State	6	52	2:24	Bray 5 pass from Bowman
Oklahoma State	3	27	0:55	Gordon 16 rush
Oklahoma State	5	74	2:31	Presley 29 pass from Bowman
Oklahoma State	1	46	0:10	Gordon 46 rush
Oklahoma State	2	61	0:56	Gordon 53 rush
UCF	9	75	3:51	Hudson 34 pass from Plumlee
UCF	10	75	4:12	Plumlee 8 rush
UCF	8	75	3:36	Baker 7 pass from Plumlee
UCF	11	80	3:21	Hudson 16 pass from Plumlee
BYU	8	62	2:57	Robbins 10 rush
Oklahoma	8	75	2:33	Gabriel 2 rush
Oklahoma	11	65	3:26	Gabriel 2 rush
Oklahoma	6	65	1:20	Schmit 23 FG
Oklahoma	9	46	2:57	STogner 3 pass from Gabriel
Oklahoma	5	86	1:49	Gibson 32 pass from Gabriel
Oklahoma	4	75	1:12	Stoops 60 pass from Gabriel
Oklahoma	6	43	1:53	Stoops 9 pass from Gabriel
Oklahoma	7	81	3:20	Stoops 9 pass from Gabriel
Oklahoma	10	65	4:37	Gabriel 5 rush
Cincinnati	11	75	4:35	Jones 1 rush
Cincinnati	6	96	3:02	Metayer 30 pass from Jones
Cincinnati	10	83	3:36	Metayer 7 pass from Jones
Baylor	0	96	0:00	Reese 96 kickoff return
Baylor	0	93	0:00	Reese 93 kickoff return
Baylor	7	77	4:03	Jackson 39 pass from Robertson
Baylor	6	51	2:50	Richardson 2 rush
Baylor	12	63	5:49	Hankins 39 FG

TOP GAME PERFORMANCES ...

West Virginia

100-Yard Rushers

Date	Opponent	Player	Att.	Yards	Avg.	TD	Long
9/9	Duquesne	White	12	110	9.2	1	39
9/16	Pitt	Donaldson	18	102	5.7	1	17
10/21	Oklahoma St.	Greene	16	117	7.3	0	24
10/28	UCF	Donaldson	17	121	7.1	1	32
11/4	BYU	White	16	146	9.1	0	32
11/4	BYU	Donaldson	14	102	7.3	2	23
11/18	Cincinnati	White	21	204	9.7	1	47
11/18	Cincinnati	Greene	11	154	14.0	3	30
11/25	Baylor	White	17	133	7.8	0	53
11/25	Baylor	Greene	14	103	7.4	2	25

100-Yard Receivers

Date	Opponent	Player	Rec.	Yards	Avg.	TD	Long
9/9	Duquesne	Clement	5	177	35.4	3	70
9/12	Houston	Carter	5	116	23.2	0	49

300-Yard Passers

Date	Opponent	Player	Comp.	Att.	Yards	TD	Long
9/12	Houston	Greene	20	38	391	2	50

10+Tackles

Date	Opponent	Player	Solo	Assist	Total	TFL	Sacks
9/2	Penn State	Kpogba	7	6	13	2	0
9/30	TCU	Kpogba	8	3	11	1	1
11/11	Oklahoma	Wilson	8	3	11	0	0
11/18	Cincinnati	Kpogba	2	8	10	1	1
11/25	Baylor	Cutter	5	5	10	0	0

Opponents

100-Yard Rushers

Date	Opponent	Player	Att.	Yards	Avg.	TD	Long
9/23	Texas Tech	Brooks	25	149	6.0	0	27
10/21	Oklahoma St.	Gordon	29	282	9.7	4	53
10/28	UCF	Harvey	14	100	7.1	0	29
11/11	Oklahoma	Sawchuk	22	135	6.1	0	30

100-Yard Receivers

Date	Opponent	Player	Rec.	Yards	Avg.	TD	Long
9/2	Penn State	Smith	4	123	30.7	2	72
11/11	Oklahoma	Stoops	10	164	16.4	3	60
11/11	Oklahoma	Anderson	4	119	29.7	0	63
11/18	Cincinnati	Henderson	6	104	17.3	0	55

300-Yard Passers


Date	Opponent	Player	Comp.	Att.	Yards	TD	Long
9/2	Penn State	Allar	21	29	325	3	72
11/11	Oklahoma	Gabriel	23	36	423	5	63

10+Tackles

Date	Opponent	Player	Solo	Assist	Total	TFL	Sacks
9/2	Penn State	Jacobs	7	3	10	1	1
9/9	Duquesne	Epps	5	5	10	0	0
9/16	Pitt	McMillon	9	9	18	0	0
9/23	Texas Tech	Pierre	5	7	12	0	0
9/23	Texas Tech	Roberts	4	7	11	1	0
9/30	TCU	Hodge	2	8	10	0	0
9/12	Houston	Haulcy	11	4	15	1	0
10/21	Oklahoma St.	Martin	10	7	17	2	0
10/21	Oklahoma St.	Daniels	8	3	11	1	0
10/21	Oklahoma St.	Oliver	4	6	10	1	1
10/23	UCF	Johnson	7	4	11	0	0
11/4	BYU	Tooley	9	3	12	1	0
11/4	BYU	Heckard	5	5	10	0	0
11/18	Cincinnati	Pace	8	4	12	1	0

Special Teams Tackles

Player	Total	UA/A	KO	P	PSU	DUQ	PITT	TT	TCU	UH	OSU	UCF	BYU	OU	UC	BU
Hershey McLaurin	6	5/1	6	0	1/0	0/0	1/0	1/0	1/0	1/0	0/0	0/0	0/0	1/0	0/0	0/0
Taurus Simmons	6	3/3	6	0	0/0	0/0	0/0	0/0	0/0	0/0	1/0	0/0	2/0	1/0	1/0	1/0
Ben Cutter	5	3/2	5	0	0/0	0/0	0/0	0/0	0/0	1/0	2/0	0/0	0/0	0/0	0/0	2/0
Caden Biser	4	1/3	4	0	0/0	0/0	0/0	0/0	0/0	2/0	0/0	1/0	0/0	0/0	0/0	1/0
Anthony Wilson	3	2/1	3	0	0/0	0/0	1/0	0/0	0/0	0/0	0/0	0/0	0/0	0/0	0/0	2/0
Aubrey Burks	2	2/0	0	2	0/0	0/0	0/1	0/0	0/1	0/0	0/0	0/0	0/0	0/0	0/0	0/0
DJ Oliver	2	1/0	2	0	0/0	0/0	0/0	0/0	0/0	0/0	0/0	0/0	1/1	0/0	0/0	0/0
Andrew Wilson-Lamp	2	1/1	1	1	0/1	0/0	0/0	1/0	0/0	0/0	0/0	0/0	0/0	0/0	0/0	0/0
Beanie Bishop	1	1/0	1	0	0/0	0/0	0/0	0/0	0/0	0/0	0/0	0/0	1/0	0/0	0/0	0/0
Lance Dixon	1	1/0	1	0	0/0	0/0	0/0	1/0	0/0	0/0	0/0	0/0	0/0	0/0	0/0	0/0
Jairo Faverus	1	1/0	0	1	0/0	0/0	0/1	0/0	0/0	0/0	0/0	0/0	0/0	0/0	0/0	0/0
Marcis Floyd	1	1/0	1	0	0/0	0/0	0/0	0/0	0/0	0/0	1/0	0/0	0/0	0/0	0/0	0/0
Luke Hamilton	1	1/0	1	0	0/0	0/0	0/0	0/0	0/0	0/0	0/0	0/0	0/0	0/0	0/0	1/0
Davoan Hawkins	1	0/1	1	0	0/0	0/0	0/0	0/0	0/0	0/0	0/0	0/0	0/0	1/0	0/0	0/0
Michael Hayes	1	1/0	1	0	0/0	0/0	0/0	1/0	0/0	0/0	0/0	0/0	0/0	0/0	0/0	0/0
Lee Kpogba	1	1/0	1	0	0/0	0/0	0/0	0/0	0/0	0/0	0/0	0/0	0/0	0/0	0/0	0/0
Trey Lathan	1	1/0	1	0	0/0	0/0	1/0	0/0	0/0	0/0	0/0	0/0	0/0	0/0	0/0	0/0
Malachi Ruffin	1	1/0	0	1	0/0	0/0	0/1	0/0	0/0	0/0	0/0	0/0	0/0	0/0	0/0	0/0
Avery Wilcox	1	0/1	1	0	0/0	0/0	0/0	0/0	0/0	1/0	0/0	0/0	0/0	0/0	0/0	0/0



RB, 5-11, 214, r-Sr.
Perry
 Perry, Ohio

0 JAYLEN ANDERSON

- Has played in 12 career games, including one start
- Caught one pass for 10 yards at Houston; also tallied 4 yards on the ground
- Collected 18 yards on the ground against Texas Tech; also caught one pass for 7 yards
- Rushed for 62 yards on 19 attempts, including a long of 13, in the Pitt game
- Ran for 38 yards and found the end zone for the first time this season on an 8-yard scamper against Duquesne
- Rushed for 7 yards on five attempts against Penn State
- Also caught two passes for 15 yards at PSU

2023 Game-By-Game

Opponent	Att.	Yds	Avg.	TDs	Long	Rec	Yds	TDs
Penn St.	5	7	1.4	0	7	2	15	0
Duquesne	4	38	9.5	1	15	0	0	0
Pitt	19	62	3.3	0	13	0	0	0
Texas Tech	8	18	2.3	0	5	1	7	0
TCU				DNP				
Houston	5	4	0.8	0	8	1	10	0
Oklahoma St.				DNP				
UCF	0	0	0	0	0	0	10	0
BYU				DNP				
Oklahoma				DNP				
Cincinnati				DNP				
Baylor				DNP				
North Carolina								
Total	41	129	3.1	1	15	4	42	0

Anderson's Rushing Statistics

Year	Games	Att.	Yards	Avg.	TD	Long
2023	6	41	129	3.1	1	15
2022	6	35	275	7.9	2	57
Totals	12	76	404	5.3	3	57

Anderson's Receiving Statistics

Year	Games	No.	Yards	Avg.	TD	Long
2023	6	4	42	10.5	0	10
2022	6	1	15	15.0	0	15
Totals	12	5	57	11.4	0	15



WR, 6-3, 215, r-Sr.
NC State
 Clayton, N.C.

5 DEVIN CARTER


- Enrolled at WVU in January 2023
- Has played in 11 career games, including nine starts
- Lone catch against Cincinnati was a 20-yarder
- Grabbed his second TD of the season at Oklahoma
- Finished with 56 yards receiving, including a long of 38, against BYU
- Hauled in three catches for 47 yards at UCF
- Caught his first touchdown of the season on a 45-yard grab against Oklahoma State; finished with 54 yards receiving
- Career day at Houston included five catches for 116 yards and a long of 49
- Grabbed the Mountaineer offense's longest catch at TCU, a 30-yarder in the first quarter
- Lone reception against Texas Tech was a 6-yard catch
- Caught one pass in the Pitt game for 15 yards
- Made his first career appearance for the Mountaineers in the season opener at Penn State; hauled in six passes for 90 yards
- Also caught WVU's longest play from scrimmage at PSU, a 37-yard reception in the first quarter

2023 Game-By-Game

Opponent	No.	Yards	Avg.	TDs	Long
Penn St.	6	90	15	0	37
Duquesne				DNP	
Pitt	1	15	15	0	15
Texas Tech	1	6	6.0	0	6
TCU	1	30	30.0	0	30
Houston	5	116	23.2	0	49
Oklahoma St.	3	54	18.0	1	45
UCF	3	47	15.7	0	19
BYU	3	56	18.7	0	38
Oklahoma	3	67	22.3	1	32
Cincinnati	1	20	20.0	0	20
Baylor	0	0	0	0	0
North Carolina					
Totals	27	501	18.6	2	49

Carter's Receiving Statistics

Year	Games	No.	Yards	Avg.	TD	Long
2023	11	27	501	18.6	2	49



WR, 6-1, 197, r-Fr.
Martinsburg
 Martinsburg, W.Va.

84 HUDSON CLEMENT

- Has played in 10 career games, including seven starts
- Caught all four of his targets at Baylor, finishing with 80 yards and a long of 36
- Returned from injury at Oklahoma and caught one pass for 13 yards
- Grabbed a pair of catches at Houston, including a 50-yard touchdown reception in the fourth quarter
- Tallied three catches for 43 yards at TCU with a long of 19
- Lone reception against Texas Tech was a 9-yard grab
- Caught one pass in the Pitt game for 10 yards
- WVU Offensive Champion (Duquesne)
- Career game against Duquesne included five catches for 177 yards, three touchdowns and a long of 70
- Grabbed the first touchdown of his career on the first catch of his career against the Dukes
- Joined Tavon Austin and Stedman Bailey as the only Mountaineers in program history to reach 175 receiving yards and catch three TDs in one game

2023 Game-By-Game

Opponent	No.	Yards	Avg.	TDs	Long
Penn St.	0	0	0	0	0
Duquesne	5	177	35.4	3	70
Pitt	1	10	10	0	10
Texas Tech	1	9	9.0	0	9
TCU	3	43	14.3	0	19
Houston	2	59	29.5	1	50
Oklahoma St.	0	0	0	0	0
UCF				DNP	
BYU				DNP	
Oklahoma	1	13	13.0	0	13
Cincinnati	0	0	0	0	0
Baylor	4	80	20.0	0	36
North Carolina					
Totals	17	391	23.0	4	70

Clement's Receiving Statistics

Year	Games	No.	Yards	Avg.	TD	Long
2023	10	17	391	23.0	4	70



RB, 6-1, 238, So.
Gulliver Prep
Miami, Fla.

4 **CJ DONALDSON JR.**

- Has played in 19 career games, including 10 starts
- Has seven 100-yard rushing games in his career
- Has scored a touchdown in 10 of 12 games this year
- Owns four multi-touchdown performances in his career
- Ranks No. 6 in the Big 12 and No. 35 nationally in rushing touchdowns (11)
- Also ranks No. 9 in the league in rushing yards (798)
- Added his 11th rushing touchdown of the season and finished with 20 yards on the ground against Cincinnati
- Scored a rushing TD and finished with 79 rush yards at OU
- Recorded his first multi-TD game of the year against BYU, finishing with two rushing TDs and 102 rushing yards
- Added a rushing TD for the sixth straight game at UCF, totaling a season-high 121 yards and a season long of 32
- Scored in the fifth straight game against Oklahoma State; finished with 39 yards rushing
- Posted a rushing touchdown for the fourth straight game at Houston; finishing with 66 yards on the ground
- Added his fourth rushing touchdown of the season at TCU; recorded 61 rushing yards in the contest
- Scored his third rushing touchdown of the year against Texas Tech, finishing with 48 yards on the ground
- WVU Offensive Champion (Duquesne)
- Posted his first 100-yard performance of the season in the Pitt game, rushing for 102 yards and a touchdown
- Ran for 56 yards on 13 attempts, including a long of 14, against Duquesne
- Led WVU in rushing yards in the season opener at Penn State, rushing for 81 yards and a touchdown
- Posted three multi-touchdown performances in 2022
- 2023 Doak Walker Award Watch List

2023 Game-By-Game


Opponent	Att.	Yds	Avg.	TDs	Long	Rec	Yds	TDs
Penn St.	18	81	4.5	1	17	1	3	0
Duquesne	13	56	4.3	0	14	0	0	0
Pitt	18	102	5.6	1	17	0	0	0
Texas Tech	15	48	3.2	1	15	2	11	0
TCU	22	61	2.8	1	9	0	0	0
Houston	17	66	3.9	1	17	2	25	0
Oklahoma St.	13	39	3.0	1	7	2	11	0
UCF	17	121	7.1	1	32	1	9	0
BYU	14	102	7.3	2	23	0	0	0
Oklahoma	14	79	5.6	1	14	1	0	0
Cincinnati	5	20	4.0	1	13	0	0	0
Baylor	5	23	4.6	0	7	0	0	0
North Carolina								
Total	171	798	4.7	11	32	9	59	0

Donaldson Jr.'s Rushing Statistics

Year	Games	Att.	Yards	Avg.	TD	Long
2023	12	171	798	4.7	11	32
2022	7	87	526	6.0	8	82
Totals	19	276	1,301	4.8	19	82

Donaldson Jr.'s Receiving Statistics

Year	Games	No.	Yards	Avg.	TD	Long
2023	12	9	59	7.4	0	18
2022	7	9	27	3.0	0	9
Totals	19	18	86	5.1	0	18



WR, 5-10, 187, r-So.
Morgantown
Morgantown, W.Va.

29 **PRESTON FOX**

- Has played in 27 career games, including six starts
- Hauled in three passes to total 51 yards at Baylor
- Finished with three catches for 24 yards against Cincinnati
- Caught two passes for 15 yards at Oklahoma
- Added 33 yards receiving and a touchdown against BYU
- Tallied three catches for 33 yards and a long of 28 at UCF
- Grabbed a career-long 34-yard pass against Oklahoma State; finished with a season-best 81 yards
- Had a then-career-long, 31-yard catch at Houston
- Caught two passes for 30 yards, including a season-long 23-yarder, at TCU
- Lone reception against Texas Tech was a 15-yard catch
- Grabbed one pass for 14 yards in the Pitt game
- Caught two passes for 34 yards, including a long of 22 and a touchdown, against Duquesne
- Hauled in one pass for 7 yards in the season opener at Penn State

2023 Game-By-Game

Opponent	No.	Yards	Avg.	TDs	Long
Penn St.	1	7	7.0	0	7
Duquesne	2	34	17.0	1	22
Pitt	1	14	14	0	14
Texas Tech	1	15	15.0	0	15
TCU	2	30	15.0	0	23
Houston	1	31	31.0	0	31
Oklahoma St.	4	81	20.3	0	34
UCF	3	33	11.0	0	28
BYU	3	33	11.0	1	12
Oklahoma	2	15	7.5	0	9
Cincinnati	3	24	6.0	0	16
Baylor	3	51	17.0	0	21
North Carolina					
Totals	26	368	14.1	2	34

Fox's Receiving Statistics

Year	Games	No.	Yards	Avg.	TD	Long
2023	12	26	368	14.1	2	34
2022	11	4	41	10.3	1	26
2021	4	1	8	8.0	0	8
Totals	27	31	417	13.5	3	34



WR, 5-10, 172, Fr.
Laurel Highlands
Uniontown, Pa.

2 **RODNEY GALLAGHER III**

- Has played in 12 career games, including two starts
- Hauled in both of his targets at Baylor to finish with 7 yards
- Caught three passes for 24 yards against Cincinnati
- Earned his first career start against BYU, finishing with 21 yards on the ground and one reception for 14 yards
- Totaled two catches for 20 yards at UCF; also added 15 yards on the ground
- Added 11 yards on the ground on two carries at Houston
- Rushed two times for 17 yards, including a long of 15, at TCU
- Lone rush against Texas Tech was a 9-yarder
- Tallied one rush for 7 yards and 12-yard catch against Duquesne
- Made his career debut for the Mountaineers in the season opener at Penn State

2023 Game-By-Game

Opponent	Att.	Yds	Avg.	TDs	Long	Rec	Yds	TDs
Penn St.	0	0	0	0	0	0	0	0
Duquesne	1	7	7.0	0	7	1	12	0
Pitt	1	1	1.0	0	1	0	0	0
Texas Tech	1	9	9.0	0	9	1	-3	0
TCU	2	17	8.5	0	15	0	0	0
Houston	2	11	5.5	0	7	0	0	0
Oklahoma St.	0	0	0	0	0	0	0	0
UCF	3	15	5.0	0	11	2	20	0
BYU	3	21	7.0	0	11	1	14	0
Oklahoma	1	4	4.0	0	4	0	0	0
Cincinnati	1	2	2.0	0	2	3	24	0
Baylor	0	0	0	0	0	2	7	0
North Carolina								
Total	15	87	5.8	0	15	9	74	0

Gallagher III's Rushing Statistics

Year	Games	Att.	Yards	Avg.	TD	Long
2023	12	15	87	5.8	0	15

Gallagher III's Receiving Statistics

Year	Games	No.	Yards	Avg.	TD	Long
2023	12	9	74	8.2	0	14



QB, 5-11, 198, Jr.
Chiles
Tallahassee, Fla.

6 **GARRETT GREENE**

- Has played in 33 career games, including 13 starts
- Has four career 100-yard rushing games and six career 200-yard passing games
- Shows 2,842 passing yards, 1,306 rushing yards and 42 total touchdowns in his Mountaineer career
- Has accounted for 36 total touchdowns in the last 16 games, dating back to 2022 (20 pass, 16 rush)
- Leads the Big 12 Conference and ranks No. 3 nationally in passing yards per completion (16.13)
- Also ranks No. 4 in the league and No. 19 nationally in rushing TDs (13)
- Posted 269 passing yards and 103 rushing yards, as well as four total TDs, in impressive showing at Baylor
- Big game against Cincinnati included 210 yards passing, 154 yards rushing and four total touchdowns
- Totaled two TDs and 154 passing yards at Oklahoma
- Threw for 205 yards and 2 TDs against BYU
- Tallied a career-high three rushing TDs at UCF and finished 14-of-23 for 156 yards through the air
- Finished the Oklahoma State game with 249 passing yards and two TDs; also led the way with 117 yards rushing
- Totaled four TDs (2 pass, 2 rush) at Houston, finishing with a career-high 391 yards passing and 47 yards rushing
- WVU Offensive Champion (TCU)
- Finished with 80 rushing yards, two rushing TDs and 10-of-21 passing for 142 yards through the air at TCU
- Threw two passes in the Pitt game before missing the remainder of the game due to an ankle injury
- Career day against Duquesne included going 10-of-18 for a career-high 240 yards and four touchdowns
- Went 16-of-27 for 162 yards in the season opener at Penn State; also added 71 rushing yards and a rushing TD

2023 Game-By-Game (Passing)

Opponent	Comp.	Att.	Int.	Pct.	Yards	TDs	Long
Penn St.	16	27	0	59.3	162	0	37
Duquesne	10	18	0	55.6	240	4	70
Pitt	0	2	0	0.0	0	0	0
Texas Tech				DNP			
TCU	10	21	0	47.6	142	0	30
Houston	20	38	1	52.6	391	2	50
Oklahoma St.	15	30	1	50.0	249	2	45
UCF	14	23	0	60.9	156	0	28
BYU	12	24	0	50.0	205	2	43
Oklahoma	10	27	1	37.0	154	2	49
Cincinnati	12	19	1	63.1	210	1	75
Baylor	16	25	0	64.0	269	2	36
North Carolina							
Totals	135	254	4	53.1	2,178	15	75

2023 Game-By-Game (Rushing)


Opponent	Att.	Yards	Avg.	TDs	Long
Penn St.	15	71	4.7	1	15
Duquesne	5	33	6.6	0	18
Pitt	1	1	1.0	0	1
Texas Tech				DNP	
TCU	12	80	6.67	2	35
Houston	12	47	3.9	2	13
Oklahoma St.	16	117	7.3	0	24
UCF	11	55	5.0	3	21
BYU	4	23	5.8	0	10
Oklahoma	10	24	2.4	0	15
Cincinnati	11	154	14.0	3	30
Baylor	14	103	7.4	2	25
North Carolina					
Totals	111	708	6.4	13	35

Greene's Passing Statistics

Year	Games	C/A	Pct.	Yards	TD	Int.	Long
2023	11	135/254	.531	2,178	15	4	75
2022	9	43/78	.551	493	5	3	71
2021	11	16/26	.615	147	0	0	28
2020	2	3/4	.750	24	0	0	11
Totals	33	197/362	.544	2,842	20	7	75

Greene's Rushing Statistics

Year	Games	Att.	Yards	Avg.	TD	Long
2023	11	111	708	6.4	13	35
2022	9	45	276	6.1	5	39
2021	11	47	306	6.5	4	67
2020	2	6	40	6.7	0	13
Totals	33	199	1,306	6.6	22	67



WR, 6-0, 183, Jr.
Marshall
Louisville, Ky.

13 **EJ HORTON**

- Has played in 10 career games, including two starts
- Finished with 39 yards receiving, including a long of 23, against BYU
- Made his first career start at UCF and totaled two catches for 19 yards with a long of 13
- Career day against Oklahoma State included a career-high 79 yards and his first touchdown as a Mountaineer
- Caught one pass for a career-long 45 yards at Houston
- Lone reception at TCU was a 19-yard grab
- Made his WVU debut in the Pitt game

2023 Game-By-Game

Opponent	No.	Yards	Avg.	TDs	Long
Penn St.				DNP	
Duquesne				DNP	
Pitt	0	0	0	0	0
Texas Tech	0	0	0	0	0
TCU	1	19	19.0	0	19
Houston	1	45	45.0	0	45
Oklahoma St.	3	79	26.3	1	32
UCF	2	19	9.5	0	13
BYU	3	39	13.0	0	23
Oklahoma	0	0	0	0	0
Cincinnati	0	0	0	0	0
Baylor	0	0	0	0	0
North Carolina					
Totals	10	201	20.1	1	45

Horton's Rushing Statistics

Year	Games	Att.	Yards	Avg.	TD	Long
2023	10	2	8	4.0	0	4

Horton's Receiving Statistics

Year	Games	No.	Yards	Avg.	TD	Long
2023	10	10	201	20.1	1	45



QB, 6-1, 226, r-Fr.
Hamilton
Chandler, Ariz.

8 **NICCO**
MARCHIOL

- Has played in 11 career games, including one start
- Completed 4-for-4 for 26 yards, including a long of 23, against BYU; also added 36 yards on the ground
- Made his first career start against Texas Tech and threw one touchdown, finishing 12-of-21 for a career-best 78 yards
- Also led the Mountaineer rushing attack against the Red Raiders with a career-high 72 yards on the ground
- Threw his first touchdown pass of the season in the Pitt game, finishing 6-of-9 for 60 yards and a long of 15
- Finished 7-for-14 with 75 yards and a rushing touchdown against Duquesne
- Also recorded his first career rushing touchdown against the Dukes

2023 Game-By-Game

Opponent	Comp.	Att.	Int.	Pct.	Yards	TDs	Long
Penn St.	0	0	0	0	0	0	0
Duquesne	7	14	0	50.0	75	0	29
Pitt	6	9	0	66.7	60	1	15
Texas Tech	12	21	2	57.1	78	1	15
TCU				DNP			
Houston				DNP			
Oklahoma St.				DNP			
UCF	1	1	0	100.0	8	0	8
BYU	4	4	0	100.0	26	0	23
Oklahoma	0	4	1	0	0	0	0
Cincinnati	0	0	0	0	0	0	0
Baylor				DNP			
North Carolina							
Totals	30	53	3	56.6	247	2	29

Marchiol's Passing Statistics

Year	Games	C/A	Pct.	Yards	TD	Int.	Long
2023	8	30/53	.566	247	2	3	29
2022	3	4/13	.308	61	1	0	26
Totals	11	34/66	.515	308	3	3	29

Marchiol's Rushing Statistics

Year	Games	Att.	Yards	Avg.	TD	Long
2023	8	35	127	3.6	1	22
2022	3	6	32	5.3	0	9
Totals	11	41	159	3.9	1	22



TE, 6-7, 246, Jr.
LSU
Grand Junction, Colo.

87 **KOLE**
TAYLOR

- Enrolled at WVU in January 2023
- Has played in 12 games at WVU, including 10 starts
- Posted 64 yards on four catches, as well as a long of 26, at Baylor
- Grabbed three catches for 39 yards against Cincinnati
- Caught one pass at OU and it was a 3-yard TD reception
- Lone reception against BYU was a 43-yard TD catch
- Added 26 yards on four catches at UCF
- Finished the Oklahoma State game with two catches for 8 yards
- Tallied 62 yards on five catches, including a long of 17, at Houston
- Caught two passes for a total of 20 yards at TCU
- Grabbed his second touchdown catch in as many games against Texas Tech, finishing with a team-high 39 yards
- Hauled in his first Mountaineer touchdown in the Pitt game; finished with three catches for 21 yards
- Caught three passes for 55 yards and a long of 29 against Duquesne
- Made his Mountaineer debut in the season opener at Penn State and grabbed two passes for 31 yards

2023 Game-By-Game

Opponent	No.	Yards	Avg.	TDs	Long
Penn St.	2	31	15.5	0	17
Duquesne	3	55	18.3	0	29
Pitt	3	21	7.0	1	13
Texas Tech	3	39	13.0	1	21
TCU	2	20	10.0	0	17
Houston	5	62	12.4	0	17
Oklahoma St.	2	8	4.0	0	4
UCF	4	26	6.5	0	14
BYU	1	43	43.0	1	43
Oklahoma	1	3	3.0	1	3
Cincinnati	3	39	13.0	0	20
Baylor	4	64	16.0	0	26
North Carolina					
Totals	33	411	12.5	4	43

Taylor's Receiving Statistics

Year	Games	No.	Yards	Avg.	TD	Long
2023	12	33	411	12.5	4	43



RB, 5-7, 190, Fr.
William Penn Senior
York, Pa.

22 **JAHIEM**
WHITE

- Enrolled at WVU in January 2023
- Has played in 11 career games, including two starts
- Ranks No. 9 in the Big 12 Conference in rushing yards per game (72.0)
- Caught the game-winning TD on a 29-yard grab at Baylor; also posted 133 yards on the ground
- Earned his first start against Cincinnati, tallying a career-best 204 yards rushing, with a long of 47 and a touchdown
- Also caught a 75-yard touchdown against UCF
- Recorded 39 yards on the ground at Oklahoma
- Tallied a then-career-high 146 yards rushing and a long of 32 against BYU
- Scored his second touchdown of the season and added 85 yards rushing at UCF
- Added 27 yards on the ground at Houston
- Rushed five times for a total of 46 yards, including a long of 27, at TCU
- Lone rushing attempt against Texas Tech was a 6-yard carry
- Made his Mountaineer debut against Duquesne and led the offense with 110 rushing yards and one touchdown
- First career TD came on a 19-yard rush

2023 Game-By-Game

Opponent	Att.	Yds	Avg.	TDs	Long	Rec	Yds	TDs
Penn St.								DNP
Duquesne	12	110	9.2	1	39	1	6	0
Pitt	0	0	0	0	0	0	0	0
Texas Tech	1	6	6.0	0	6	0	0	0
TCU	5	46	9.2	0	27	0	0	0
Houston	7	23	3.3	0	7	0	0	0
Oklahoma St.	0	0	0	0	0	0	0	0
UCF	9	85	9.4	1	32	0	0	0
BYU	16	146	9.1	0	32	0	0	0
Oklahoma	9	39	4.3	0	15	0	0	0
Cincinnati	21	204	9.7	1	47	1	75	1
Baylor	17	133	7.8	0	53	1	29	1
North Carolina								
Total	97	792	8.2	3	47	3	110	2

White's Rushing Statistics

Year	Games	Att.	Yards	Avg.	TD	Long
2023	11	97	792	8.2	3	47

White's Receiving Statistics

Year	Games	No.	Yards	Avg.	TD	Long
2023	11	3	110	36.7	2	75



BAN, 6-2, 236, r-Jr.
Collins Hill (Ga.)
Miami, Fla.

10 JARED BARTLETT

- Has played in 49 career games, including 25 starts
- Has two multi-sack games in his career
- 2023 East-West Shrine Bowl 1000
- 2023 Iron Mountaineer Award winner
- Finished with three tackles and a sack at Baylor
- Totaled three stops against Cincinnati
- Recovered a fumble and added three tackles at Oklahoma
- Added four solo stops at UCF
- Tallied four solo tackles against Oklahoma State
- Finished with a team-high seven tackles and a sack at Houston
- Totaled four tackles and a sack at TCU
- Added one tackle and a pass breakup against Texas Tech
- Posted six tackles - including two solos - in the Pitt game
- Led the defense with four tackles, 1.0 sack and 1.5 TFLs against Duquesne
- Tallied five tackles, including four solo, in the season opener at Penn State

2023 Game-By-Game

Opponent	UT/AT/TT	TFL	Sacks	FF	FR	Int	PBU
Penn St.	4/1/5	0	0	0	0	0	0
Duquesne	1/3/4	1.5/8	1.0/7	0	0	0	0
Pitt	2/4/6	0	0	0	0	0	0
Texas Tech	0/1/1	0	0	0	0	0	1
TCU	2/2/4	1.0/5	1.0/5	0	0	0	0
Houston	5/2/7	1.0/5	1.0/5	0	0	0	0
Oklahoma St.	4/0/4	0	0	0	0	0	0
UCF	4/0/4	0	0	0	0	0	0
BYU	0/0/0	0	0	0	0	0	0
Oklahoma	1/2/3	0	0	0	1	0	0
Cincinnati	2/1/3	0	0	0	0	0	0
Baylor	2/1/3	1.0/6	1.0/6	0	0	0	0
North Carolina							
Totals	26/17/43	4.5/24	4.0/23	0	1	0	1

Bartlett's Defensive Statistics

Year	GP	T/A/TT	TFL	Sacks	INT	PB	FF	FR
2023	12	26/17/43	4.5/24	4.0/23	0	1	0	1
2022	10	15/11/26	3.5/28	2.5/25	0	0	0	0
2021	13	15/16/31	6.0/32	3.5/25	0	0	1	1
2020	10	11/8/19	5.5/29	3.5/22	0	1	1	0
2019	4	5/4/9	0	0	0	0	0	0
Totals	49	73/56/129	19.5/113	13.5/95	0	2	2	2



CB, 5-10, 181, r-Sr.
Minnesota
Louisville, Ky.

11 BEANIE BISHOP JR.

- 2023 Consensus All-America First Team
- Has played in and started 12 career games at WVU
- Leads the nation in passes defended per game (2.2), totaling 20 pass breakups and four interceptions
- Also ranks No. 3 in the Big 12 and No. 9 nationally in interceptions
- Tallied five solo stops against Cincinnati
- Posted eight tackles and two pass breakups at Oklahoma
- Finished with five tackles and a season-high five pass breakups against BYU
- Big 12 Conference Defensive and Co-Newcomer of the Week (UCF)
- Intercepted two passes and totaled four tackles at UCF
- Led the defense with a career-best four pass breakups against Oklahoma State; also added six tackles
- Added seven solo stops and two pass breakups at TCU
- Posted five solo tackles and three pass breakups against Texas Tech
- WVU Defensive Champion (Pitt)
- Tallied his second interception in as many games against Pitt; finished with seven tackles, including five solos
- Intercepted a pass against Duquesne to mark his first career pick at WVU; finished with two tackles on the night
- Made his first career appearance for the Mountaineers at Penn State and finished with seven total tackles, 0.5 tackles for loss and one pass breakup in his debut

2023 Game-By-Game

Opponent	UT/AT/TT	TFL	Sacks	FF	FR	Int	PBU
Penn St.	5/2/7	0.5/1	0	0	0	0	1
Duquesne	2/0/2	0	0	0	0	1/5	1
Pitt	5/2/7	0	0	0	0	1/40	0
Texas Tech	5/0/5	0	0	0	0	0	3
TCU	7/2/9	0	0	0	0	0	2
Houston	0/1/1	0	0	0	0	0	0
Oklahoma St.	4/2/6	0	0	0	0	0	4
UCF	4/0/4	0	0	0	0	2/51	1
BYU	4/1/5	0	0	0	0	0	5
Oklahoma	7/1/8	0	0	0	0	0	2
Cincinnati	5/0/5	0	0	0	0	0	1
Baylor	0/0/0	0	0	0	0	0	0
North Carolina							
Totals	48/11/59	0.5/1	0	0	0	4/86	20

Bishop Jr.'s Defensive Statistics

Year	GP	T/A/TT	TFL	Sacks	INT	PB	FF	FR
2023	12	48/11/59	0.5/1	0	4/86	20	0	0



BAN, 6-2, 251, Jr.
Abilene Christian
Lubbock, Texas

8 TYRIN BRADLEY

- Has played in 11 career games at WVU
- Finished with two stops against BYU
- Posted a season-high 1.5 tackles for loss against Oklahoma State; finished with five stops
- Added three tackles and assisted a sack at Houston
- Totaled three tackles and a sack at TCU
- Added one solo tackle against Texas Tech
- Posted two tackles in the Pitt game, including his first sack of the season
- Made his Mountaineer debut in the season opener at Penn State and tallied one solo tackle

2023 Game-By-Game

Opponent	UT/AT/TT	TFL	Sacks	FF	FR	Int	PBU
Penn St.	1/0/1	0	0	0	0	0	0
Duquesne	0/0/0	0	0	0	0	0	0
Pitt	1/1/2	1.0/9	1.0/9	0	0	0	0
Texas Tech	1/0/1	0	0	0	0	0	0
TCU	2/1/3	1.0/7	1.0/7	0	0	0	0
Houston	1/2/3	0.5/4	0.5/4	0	0	0	0
Oklahoma St.	4/1/5	1.5/6	0	0	0	0	0
UCF	0/1/1	0	0	0	0	0	0
BYU	1/1/2	0	0	0	0	0	0
Oklahoma	0/1/1	0	0	0	0	0	0
Cincinnati			DNP				
Baylor	0/0/0	0	0	0	0	0	0
North Carolina							
Totals	11/8/19	4.0/26	2.5/20	0	0	0	0

Bradley's Defensive Statistics

Year	GP	T/A/TT	TFL	Sacks	INT	PB	FF	FR
2023	11	11/8/19	4.0/26	2.5/20	0	0	0	0



S, 5-11, 204, Jr.
Auburndale
Oakridge, Fla.

2 AUBREY
BURKS


- 2023 Bednarik Award Watch List
- Has played in 28 career games, including 22 starts
- Added six tackles and a sack at Baylor
- Talled four stops against Cincinnati
- Finished with six tackles at Oklahoma
- Forced and recovered a fumble against BYU, tallying his first career fumble recovery
- Posted three solo stops at UCF
- Returned from injury and finished with five tackles and one pass breakup against Oklahoma State
- Missed the Houston game after sustaining an injury at TCU
- Totaled four tackles before sustaining an injury at TCU
- Posted a season-best seven total tackles, including six solo stops, against Texas Tech; also added a career-best two pass breakups
- Added two tackles and his first interception of the season in the Pitt game
- Recorded three solo tackles and a TFL against Duquesne
- Preseason All-Big 12 Conference Second Team (Athlon Sports, Lindy's)
- 2023 Preseason All-Big 12 Conference Fourth Team (Phil Steele)

2023 Game-By-Game

Opponent	UT/AT/TT	TFL	Sacks	FF	FR	Int	PBU
Penn St.	0/0/0	0	0	0	0	0	0
Duquesne	3/0/3	1.5/6	0.5/4	0	0	0	0
Pitt	1/1/2	0.5/1	0	0	0	1/26	0
Texas Tech	6/1/7	1.0/3	0	0	0	0	2
TCU	4/0/4	0	0	0	0	0	0
Houston		DNP					
Oklahoma St.	4/1/5	0	0	0	0	0	1
UCF	3/0/3	0	0	0	0	0	0
BYU	3/0/3	0	0	1	1	0	1
Oklahoma	5/1/6	0	0	0	0	0	0
Cincinnati	2/2/4	0	0	0	0	0	0
Baylor	5/1/6	1.0/2	1.0/2	0	0	0	0
North Carolina							
Totals	36/8/44	4/12	1.5/6	1	1	1/26	4

Burks' Defensive Statistics

Year	GP	T/A/TT	TFL	Sacks	INT	PB	FF	FR
2023	11	36/8/44	4/12	1.5/6	1/26	4	1	1
2022	11	43/17/60	4.5/20	1.0/9	1/6	3	1	0
2021	6	2/0/2	0	0	0	0	0	0
Totals	28	84/28/112	8.5/32	2.5/15	2/32	6	2	1



LB, 6-0, 224, Fr.
East Lincoln
Denver, N.C.

15 BEN
CUTTER


- Has played in 12 career games, including seven starts
- Led the defense with 10 stops at Baylor, recording the first 10-plus tackle performance of his career
- Posted his second sack of the season against Cincinnati, totaling five tackles
- Recorded his first career sack against BYU, finishing with six tackles and 2.0 TFLs
- Added five solo tackles, a TFL and his first career pass breakup at UCF
- Talled a career-high seven tackles and a TFL against Oklahoma State
- Made his first career start at Houston and posted five tackles, including three solos
- Big night at TCU included six total tackles
- Recorded a pair of tackles against Texas Tech
- Assisted four tackles and added his first career TFL against Duquesne
- Made his career debut in the season opener at Penn State

2023 Game-By-Game

Opponent	UT/AT/TT	TFL	Sacks	FF	FR	Int	PBU
Penn St.	0/0/0	0	0	0	0	0	0
Duquesne	0/4/4	1.0/2	0	0	0	0	0
Pitt	0/0/0	0	0	0	0	0	0
Texas Tech	1/1/2	0	0	0	0	0	0
TCU	2/4/6	0	0	0	0	0	0
Houston	3/2/5	0	0	0	0	0	0
Oklahoma St.	5/2/7	1.0/1	0	0	0	0	0
UCF	5/0/5	1.0/1	0	0	0	0	1
BYU	3/3/6	2.0/13	1.0/2	0	0	0	0
Oklahoma	0/1/1	0	0	0	0	0	0
Cincinnati	3/2/5	1.0/11	1.0/11	0	0	0	0
Baylor	5/5/10	0	0	0	0	0	0
North Carolina							
Totals	27/24/51	6/28	2/13	0	0	0	1

Cutter's Defensive Statistics

Year	GP	T/A/TT	TFL	Sacks	INT	PB	FF	FR
2023	12	27/24/51	6/28	2/13	0	1	0	0



DL, 6-4, 278, r-Fr.
Kentucky
Philadelphia, Pa.

3 TOMIWA
DUROJAIYE

- Has played in 12 career games at WVU
- Finished with three tackles and assisted a TFL at OU
- Assisted a TFL against BYU
- Posted one solo tackle at UCF
- Totaled five tackles, 1.5 TFLs and assisted on a sack at TCU
- Added three stops in the Pitt game
- Talled a sack for the second straight game and added three total tackles against Duquesne
- Recorded a sack in the season opener at Penn State in his Mountaineer debut

2023 Game-By-Game

Opponent	UT/AT/TT	TFL	Sacks	FF	FR	Int	PBU
Penn St.	1/0/1	1.0/6	1.0/6	0	0	0	0
Duquesne	2/1/3	1.5/6	1.5/6	0	0	0	0
Pitt	1/2/3	0	0	0	0	0	0
Texas Tech	0/0/0	0	0	0	0	0	0
TCU	2/3/5	1.5/6	0.5/1	0	0	0	0
Houston	0/0/0	0	0	0	0	0	0
Oklahoma St.	0/1/1	0	0	0	0	0	0
UCF	1/0/1	0	0	0	0	0	0
BYU	0/1/1	0.5/0	0	0	0	0	0
Oklahoma	1/2/3	0.5/1	0	0	0	0	0
Cincinnati	0/1/1	0	0	0	0	0	0
Baylor	0/0/0	0	0	0	0	0	0
North Carolina							
Totals	8/10/18	5.0/19	3.0/13	0	0	0	0

Durojaiye's Defensive Statistics

Year	GP	T/A/TT	TFL	Sacks	INT	PB	FF	FR
2023	12	8/11/19	5.0/19	3.0/13	0	0	0	0



S, 6-0, 197, r-Sr.
Murray State
Louisville, Ky.

24 **MARCIS**
FLOYD

- Has appeared in 22 career games, including 15 starts
- 2023 Iron Mountaineer Award winner
- Finished with five stops and a pair of pass breakups at Baylor
- Totaled four tackles, including three solos, against Cincinnati
- Added seven stops at Oklahoma
- Tallied seven tackles, including five solos stops and a TFL against BYU
- Recorded the first interception of his career, finishing with four tackles and a TFL at UCF
- Finished with five tackles and a TFL against OSU
- Posted four stops at Houston
- Added three total stops at TCU
- WVU Defensive Champion (Texas Tech)
- Recorded the first sack of his Mountaineer career against Texas Tech; added three pass breakups and three tackles
- Made his season debut in the Pitt game, posting one tackle and a pass breakup

2023 Game-By-Game

Opponent	UT/AT/TT	TFL	Sacks	FF	FR	Int	PBU
Penn St.			DNP				
Duquesne			DNP				
Pitt	0/1/1	0	0	0	0	0	1
Texas Tech	2/1/3	1.0/14	1.0/14	0	0	0	3
TCU	2/1/3	0	0	0	0	0	0
Houston	3/1/4	0	0	0	0	0	0
Oklahoma St.	4/1/5	1.0/3	0	0	0	0	0
UCF	2/2/4	0.5/0	0	0	0	1/0	0
BYU	5/2/7	1.0/2	0	0	0	0	0
Oklahoma	2/5/7	0	0	0	0	0	0
Cincinnati	3/1/4	0	0	0	0	0	1
Baylor	5/0/5	0	0	0	0	0	2
North Carolina							
Totals	28/15/43	3.5/19	1/14	0	0	1/0	5

Floyd's Defensive Statistics

Year	GP	T/A/TT	TFL	Sacks	INT	PB	FF	FR
2023	10	28/15/43	3.5/17	1.0/14	1	5	0	0
2022	12	44/19/63	1.0/4	0	0	4	0	0
Totals	22	72/34/106	4.5/21	1.0/14	1	9	0	0



DL, 6-3, 270, r-Sr.
Tennessee State
Lauderhill, Fla.

55 **DAVOAN**
HAWKINS

- Enrolled at WVU in January 2023
- Has played in 12 career games at WVU
- Added one solo stop at UCF
- Blocked a punt against Oklahoma State
- Recorded his first career sack as a Mountaineer against Texas Tech
- Assisted on a tackle for loss against Duquesne
- Made his Mountaineer debut in the season opener at Penn State; recorded two tackles and a TFL

2023 Game-By-Game

Opponent	UT/AT/TT	TFL	Sacks	FF	FR	Int	PBU
Penn St.	0/2/2	0.5/0	0	0	0	0	1
Duquesne	0/1/1	0.5/2	0	0	0	0	0
Pitt	0/0/0	0	0	0	0	0	0
Texas Tech	1/0/1	1.0/6	1.0/6	0	0	0	0
TCU	0/0/0	0	0	0	0	0	0
Houston	0/0/0	0	0	0	0	0	0
Oklahoma St.	0/0/0	0	0	0	0	0	0
UCF	1/0/1	0	0	0	0	0	0
BYU	0/0/0	0	0	0	0	0	0
Oklahoma	0/1/1	0	0	0	0	0	0
Cincinnati	0/0/0	0	0	0	0	0	0
Baylor	0/0/0	0	0	0	0	0	0
North Carolina							
Totals	2/4/6	2.0/8	1.0/6	0	0	0	1

Hawkins' Defensive Statistics

Year	GP	T/A/TT	TFL	Sacks	INT	PB	FF	FR
2023	12	2/4/6	2.0/8	1.0/6	0	1	0	0



LB, 6-1, 234, Sr.
East Mississippi State CC
Winston-Salem, N.C.

1 **LEE**
KPOGBA

- Has played in 55 career games, including 22 at Syracuse and 24 at WVU
- Has started all 24 career games for the Mountaineers
- Has six 10-plus tackle games in his career
- Has led the WVU defense in tackles five times this season
- Finished with four stops at Baylor
- Posted 10 tackles and a sack against Cincinnati
- Assisted four stops at Oklahoma
- Led the defense with eight tackles against BYU; also added 1.5 TFLs against the Cougars
- Tallied eight stops, a sack and a key fumble at the end of the third quarter at UCF
- Added five stops and assisted a TFL against Oklahoma State
- Finished with six tackles at Houston
- WVU Defensive Champion (TCU)
- Paced the defense with 11 tackles, including eight solo stops, at TCU; also added his first sack and pass breakup of the season
- Posted seven tackles for the second straight game against Texas Tech
- Tallied seven tackles in the Pitt game, including three solos
- Added a pair of solo tackles against Duquesne
- Led the defense with 13 tackles - including seven solos - in the season opener at Penn State
- Also added 1.5 TFLs at PSU
- 2023 Senior Bowl Watch List
- 2023 Preseason All-Big 12 Conference Third Team (Athlon Sports, Lindy's)

2023 Game-By-Game

Opponent	UT/AT/TT	TFL	Sacks	FF	FR	Int	PBU
Penn St.	7/6/13	1.5/4	0	0	0	0	0
Duquesne	2/0/2	0	0	0	0	0	0
Pitt	3/4/7	0	0	0	0	0	0
Texas Tech	2/5/7	0	0	0	0	0	0
TCU	8/3/11	1.0/6	1.0/6	0	0	0	1
Houston	2/4/6	0	0	0	0	0	0
Oklahoma St.	1/4/5	0.5/1	0	0	0	0	0
UCF	5/3/8	1.0/9	1.0/9	1	0	0	0
BYU	4/4/8	1.5/2	0	0	0	0	0
Oklahoma	0/4/4	0	0	0	0	0	0
Cincinnati	2/8/10	1.0/5	1.0/5	0	0	0	0
Baylor	3/1/4	0	0	0	0	0	0
North Carolina							
Totals	39/46/85	6.5/27	3.0/20	1	0	0	1

Kpogba's Defensive Statistics

Year	GP	T/A/TT	TFL	Sacks	INT	PB	FF	FR
2023	12	39/46/85	6.5/27	3.0/20	0	1	1	0
2022	12	44/48/92	5.5/23	3.5/19	0	0	0	1
Totals	24	83/94/177	10.5/48	6.5/39	0	1	1	1



DL, 6-5, 291, Jr.
Bluefield
Bluefield, W.Va.

91 SEAN MARTIN

- Has played in 42 career games, including 20 starts
- 2023 Preseason All-Big 12 Conference Fourth Team (Athlon Sports, Phil Steele)
- 2023 East-West Shrine Bowl 1000
- 2023 Senior Bowl Watch List
- Added two solo tackles at Baylor
- Finished with a TFL and two solo stops against Cincinnati
- Recorded his first sack of the season at Oklahoma, finishing with four tackles
- Both of his tackles at Houston were TFLs
- Blocked TCU's game-tying field-goal attempt in the fourth quarter; finished with two assisted tackles and a QB hurry
- Posted four tackles and a QB hurry against Texas Tech
- Added a pair of solo stops in the Pitt game
- Led the team with four tackles and added a TFL against Duquesne
- Recorded three solo tackles in the season opener at Penn State

2023 Game-By-Game

Opponent	UT/AT/TT	TFL	Sacks	FF	FR	Int	PBU
Penn St.	3/0/3	0	0	0	0	0	0
Duquesne	1/3/4	1.0/1	0	0	0	0	0
Pitt	2/0/2	0	0	0	0	0	0
Texas Tech	2/2/4	0	0	0	0	0	0
TCU	0/2/2	0	0	0	0	0	0
Houston	2/0/2	2.0/5	0	0	0	0	0
Oklahoma St.	0/0/0	0	0	0	0	0	0
UCF	0/1/1	0	0	0	0	0	0
BYU	0/1/1	0	0	0	0	0	0
Oklahoma	1/3/4	1.0/7	1.0/7	0	0	0	0
Cincinnati	2/0/2	1.0/1	0	0	0	0	0
Baylor	2/0/2	0	0	0	0	0	0
North Carolina							
Totals	15/12/27	4.0/14	1.0/7	0	0	0	0

Martin's Defensive Statistics

Year	GP	T/A/TT	TFL	Sacks	INT	PB	FF	FR
2023	12	15/12/27	4.0/14	1.0/7	0	0	0	0
2022	12	17/17/34	8.0/35	4.0/27	0	0	1	0
2021	13	5/10/15	0.5/2	0	0	0	0	1
2020	5	0/0/0	0	0	0	0	0	0
Totals	42	37/39/76	13.5/52	5.0/34	0	0	1	1



DL, 6-3, 306, r-Jr.
Penn State
Harrisburg, Pa.

54 FATORMA MULBAH

- Has played in 12 games at WVU
- Posted one solo stop at Baylor
- Assisted on a TFL at Oklahoma
- Recorded a pair of tackles at UCF
- Added three tackles against Oklahoma State
- Finished with a pair of stops at Houston
- Posted two tackles at TCU
- WVU Blue Collar Award (Pitt)
- Added five tackles and a TFL in the Pitt game
- Tallied his first tackles for the Mountaineers against Duquesne, totaling three stops and one TFL

2023 Game-By-Game

Opponent	UT/AT/TT	TFL	Sacks	FF	FR	Int	PBU
Penn St.	0/0/0	0	0	0	0	0	0
Duquesne	1/2/3	1.0/2	0	0	0	0	0
Pitt	2/3/5	1.0/3	0	0	0	0	0
Texas Tech	1/0/1	0	0	0	0	0	0
TCU	0/2/2	0	0	0	0	0	0
Houston	1/1/2	0	0	0	0	0	0
Oklahoma St.	2/1/3	0	0	0	0	0	0
UCF	1/1/2	0	0	0	0	0	0
BYU	0/0/0	0	0	0	0	0	0
Oklahoma	1/1/2	0.5/1	0	0	0	0	0
Cincinnati	0/1/1	0	0	0	0	0	0
Baylor	1/0/1	0	0	0	0	0	0
North Carolina							
Totals	10/12/22	2.5/6	0	0	0	0	0

Mulbah's Defensive Statistics

Year	GP	T/A/TT	TFL	Sacks	INT	PB	FF	FR
2023	12	10/12/22	2.5/6	0	0	0	0	0



CB, 5-10, 193, r-Sr.
Nash Central
Nashville, N.C.

14 MALACHI RUFFIN

- Has played in 44 career games, including 15 starts
- Registered two solo tackles at Baylor
- Finished with three tackles and a pass breakup against UC
- Posted three stops at Oklahoma
- Added one tackle and a pass breakup against BYU
- Tallied five solo tackles and a pass breakup at UCF
- Assisted a pair of tackles against Oklahoma State
- Finished with seven tackles, including five solos, at Houston
- Totaled two solo stops at TCU
- Posted four solo tackles against Texas Tech
- WVU Special Teams Champion (Pitt)
- Intercepted a pass in the Pitt game; also added one solo tackle
- Registered one stop against Duquesne
- Added three tackles in the season opener at Penn State, including two solo stops

2023 Game-By-Game

Opponent	UT/AT/TT	TFL	Sacks	FF	FR	Int	PBU
Penn St.	2/1/3	0	0	0	0	0	0
Duquesne	0/1/1	0	0	0	0	0	1
Pitt	1/0/1	0	0	0	0	1	0
Texas Tech	4/0/4	0	0	0	0	0	0
TCU	2/0/2	0	0	0	0	0	1
Houston	5/2/7	0	0	0	0	0	0
Oklahoma St.	0/2/2	0	0	0	0	0	0
UCF	5/0/5	0	0	0	0	0	1
BYU	1/0/1	0	0	0	0	0	1
Oklahoma	2/1/3	0	0	0	0	0	0
Cincinnati	2/1/3	0	0	0	0	0	1
Baylor	2/0/2	0	0	0	0	0	0
North Carolina							
Totals	26/8/34	0	0	0	0	1	5

Ruffin's Defensive Statistics

Year	GP	T/A/TT	TFL	Sacks	INT	PB	FF	FR
2023	12	26/8/34	0	0	1	5	0	0
2022	12	15/11/26	0	0	2	6	0	1
2021	11	8/2/10	0	0	0	0	0	0
2020	9	3/1/4	0	0	0	0	0	0
Totals	44	52/22/74	0	0	3	11	0	1



CB, 5-11, 184, So.
American Heritage
Fort Lauderdale, Fla.

6 JACOLBY SPELLS


- Has played in 19 career games
- Posted two tackles against Cincinnati
- Added a pair of solo tackles against BYU
- Tallied his first pass breakup of the season at UCF
- Finished with one stop at Houston
- Recorded his first tackles of the season with two stops and an assist on a TFL against Duquesne

2023 Game-By-Game

Opponent	UT/AT/TT	TFL	Sacks	FF	FR	Int	PBU
Penn St.	0/0/0	0	0	0	0	0	0
Duquesne	1/1/2	0.5/0	0	0	0	0	0
Pitt	0/0/0	0	0	0	0	0	0
Texas Tech	0/0/0	0	0	0	0	0	0
TCU	0/0/0	0	0	0	0	0	0
Houston	1/0/1	0	0	0	0	0	0
Oklahoma St.	0/0/0	0	0	0	0	0	0
UCF	0/0/0	0	0	0	0	0	1
BYU	2/0/2	0	0	0	0	0	0
Oklahoma	0/0/0	0	0	0	0	0	0
Cincinnati	1/1/2	0	0	0	0	0	0
Baylor			DNP				
North Carolina							
Totals	5/2/7	0.5/0	0	0	0	0	0

Spells' Defensive Statistics

Year	GP	T/A/TT	TFL	Sacks	INT	PB	FF	FR
2023	11	5/2/7	0.5/0	0	0	1	0	0
2022	8	9/4/13	0	0	1	1	0	0
Totals	19	14/6/20	0.5/0	0	1	2	0	0



DT, 6-3, 283, Jr.
French Finnish School of Helsinki
Helsinki, Finland

96 EDWARD VESTERINEN

- Has played in 32 career games, including 13 starts
- Finished with two tackles and a sack at Baylor
- Posted two tackles at Oklahoma
- Assisted on a sack at Houston
- WVU Blue Collar Award (TCU, Texas Tech, Duquesne)
- Totaled four tackles and assisted on a sack at TCU
- Registered a career-best seven tackles, including three solo stops, against Texas Tech; also added a TFL
- Posted one solo stop in the Pitt game
- Assisted on a pair of tackles in the season opener at Penn State

2023 Game-By-Game

Opponent	UT/AT/TT	TFL	Sacks	FF	FR	Int	PBU
Penn St.	0/2/2	0	0	0	0	0	0
Duquesne	0/1/1	0	0	0	0	0	0
Pitt	1/0/1	0	0	0	0	0	0
Texas Tech	3/4/7	1.0/1	0	0	0	0	0
TCU	2/2/4	0.5/2	0.5/2	0	0	0	0
Houston	0/1/1	0.5/4	0.5/4	0	0	0	0
Oklahoma St.	1/0/1	0	0	0	0	0	0
UCF	0/0/0	0	0	0	0	0	0
BYU	0/0/0	0	0	0	0	0	0
Oklahoma	0/2/2	0	0	0	0	0	0
Cincinnati	0/1/1	0	0	0	0	0	0
Baylor	2/0/2	1.0/5	1.0/5	0	0	0	0
North Carolina							
Totals	9/13/22	3.0/12	2.0/11	0	0	0	0

Vesterinen's Defensive Statistics

Year	GP	T/A/TT	TFL	Sacks	INT	PB	FF	FR
2023	12	9/13/22	3.0/12	2.0/11	0	0	0	0
2022	12	4/6/10	2.5/11	1.0/9	0	0	0	0
2021	8	1/6/7	0.5/1	0.5/1	0	0	0	0
Totals	32	14/25/39	6/24	3.5/21	0	0	0	0



S, 5-9, 190, r-Jr.
Georgia Southern
Columbia, S.C.

12 ANTHONY WILSON


- Has played in and started 12 games for West Virginia
- Finished with four stops at Baylor
- Registered eight tackles, including four solos, and a pass breakup against Cincinnati
- Led the defense with 11 tackles, including eight solo stops, at Oklahoma
- Tallied five tackles, a TFL and a pass breakup against BYU
- Posted six solo tackles at UCF
- Finished with four stops at Houston
- WVU Blue Collar Award (TCU)
- Intercepted the first pass of his career and finished with a career-best eight tackles against Oklahoma State
- Added four tackles, including two solo stops, at TCU
- Posted his second straight seven-tackle performance against Texas Tech
- Registered six solo stops and a pass breakup in the Pitt game
- Totaled two tackles and added a pass breakup against Duquesne
- Made his Mountaineer debut in the season opener at Penn State; recorded five total tackles, including two solos, and assisted on a TFL

2023 Game-By-Game

Opponent	UT/AT/TT	TFL	Sacks	FF	FR	Int	PBU
Penn St.	2/3/5	0.5/0	0	0	0	0	0
Duquesne	1/1/2	0	0	0	0	0	1
Pitt	6/1/7	0	0	0	0	0	1
Texas Tech	6/1/7	0	0	0	0	0	0
TCU	2/2/4	0	0	0	0	0	0
Houston	2/2/4	0	0	0	0	0	0
Oklahoma St.	5/3/8	0	0	0	0	1	0
UCF	6/0/6	0	0	0	0	0	0
BYU	4/1/5	1.0/3	0	0	0	0	1
Oklahoma	8/3/11	0	0	0	0	0	0
Cincinnati	4/4/8	0	0	0	0	0	1
Baylor	3/1/4	0	0	0	0	0	0
North Carolina							
Totals	49/22/71	1.5/3	0	0	0	1	4

Wilson's Defensive Statistics

Year	GP	T/A/TT	TFL	Sacks	INT	PB	FF	FR
2023	12	49/22/71	1.5/3	0	1	3	0	0



PR, 5-10, 188, r-So.
Morgantown
Morgantown, W.Va.

29 PRESTON
FOX


- Has played in 27 career games
- Ranks No. 4 in the Big 12 and No. 32 nationally in yards per punt return (8.1)
- Posted two punt returns for a total of 32 yards at TCU
- WVU Special Teams Champion (Texas Tech)
- Returned three punts for 45 yards with a long of 20 against Texas Tech
- Tallied two punt returns for 15 yards in the Pitt game
- Returned three punts for 41 yards against Duquesne; long return went for 16 yards

2023 Game-By-Game Punt Returns

Opponent	No.	Yards	Avg.	TDs	Long
Penn. St.	1	4	4.0	0	4
Duquesne	3	41	13.7	0	16
Pitt	2	15	7.5	0	12
Texas Tech	3	45	15.0	0	20
TCU	2	32	16.0	0	17
Houston	2	3	1.5	0	3
Oklahoma St.	0	0	0	0	0
UCF	0	0	0	0	0
BYU	0	0	0	0	0
Oklahoma	2	5	2.5	0	5
Cincinnati	2	0	0	0	0
Baylor	1	0	0	0	0
North Carolina					
Totals	18	145	10.7	0	5

Fox's Punt Return Statistics

Year	Games	No.	Yards	Avg.	TD	Long
2023	12	18	145	10.7	0	20
2022	11	6	51	8.5	0	27
2021	4	0	0	0	0	0
Totals	27	22	196	9.3	0	27



K, 5-9, 187, r-Jr.
Georgia State
Florence, S.C.

22 MICHAEL
HAYES

- Enrolled at WVU in January 2023
- Has played in 12 career games at West Virginia
- Leads the Big 12 in field-goal percentage (.824)
- Made two first-half field goals at Baylor
- Connected on a season-high three field goals (46, 22, 23) and went 4-for-4 on PATs against BYU
- Converted two field-goal attempts at UCF, while going 5-of-5 on PATs
- Scored on a pair of field goals and went 4-for-4 on PATs against Oklahoma State
- Finished with a 27-yard field goal and seven kickoff attempts for 422 yards at Houston
- WVU Special Teams Champion (TCU)
- Scored a season-long 49-yard field goal at TCU
- Connected on two field goals against Texas Tech, including a then-season-long 46-yarder
- Scored his first field goal for the Mountaineers in the Pitt game; also registered four kickoffs for 258 yards
- WVU Special Teams Champion (Duquesne)
- Recorded six kickoffs that went for a total of 378 yards against Duquesne; also went 6-for-6 on PATs
- Made his Mountaineer debut in the season opener at Penn State; kicked off two times for a total of 130 yards and converted on one PAT

2023 Game-By-Game

Opponent	FGM/FGA	Pct.	Long	XP/XPA	Pts
Penn. St.	0/0	0	0	1/1	1
Duquesne	0/0	0	0	6/6	6
Pitt	1/1	100.0	42	2/2	5
Texas Tech	2/2	100.0	46	2/2	8
TCU	1/2	50.0	49	3/3	6
Houston	1/1	100.0	27	4/4	7
Oklahoma St.	2/2	100.0	34	4/4	10
UCF	2/2	100.0	41	5/5	11
BYU	3/3	100.0	46	4/4	13
Oklahoma	0/1	0	0	2/2	2
Cincinnati	0/1	0	0	6/6	6
Baylor	2/2	100.0	38	4/4	10
North Carolina					
Totals	14/17	82.4	49	37/37	85

2023 Field Goal Sequence

Penn. St.	--
Duquesne	--
Pitt	(42)
Texas Tech	(28), (46)
TCU	58, (49)
Houston	(27)
Oklahoma St.	(34), (29)
UCF	(24), (41)
BYU	(46), (22), (23)
Oklahoma	48
Cincinnati	52
Baylor	(38), (36)
North Carolina	

Made FGs in (x)

Hayes' Field Goal Statistics

Year	FG/A	Pct.	1/29	30/39	40/49	50+	LG
2023	14/17	82.4	6/6	3/3	5/6	0/2	49

Hayes' Kickoff Statistics

Year	Kickoffs	Yards	Avg.	TB
2023	67	4,123	61.5	19



P, 6-2, 210, So.
Mentone Grammar School
Melbourne, Australia

41 OLIVER
STRAW

- Has played in 23 career games
- Four punts at Baylor traveled a total of 158 yards, including a long of 42
- Finished with six punts for 248 yards and a long of 47 at Oklahoma
- Totaled 84 yards on two punts and placed two inside the 20-yard line at UCF
- Three punts against Oklahoma State traveled a total of 136 yards and an average of 45.3 yards per punt
- Punted three times for 111 yards and a long of 39 at Houston
- Had five punts for 230 yards, averaging 46.0 yards per punt at TCU; season-long of 58 yards and placed three inside the 20-yard line
- Season-high six punts went for a total of 246 yards and a long of 50 against Texas Tech
- Recorded three punts for 133 yards and a long of 50 in the Pitt game
- Lone punt against Duquesne went for 52 yards
- Punted four times for 168 yards in the season opener at Penn State, longest punt went for 50 yards
- 2023 Preseason All-Big 12 Conference Fourth Team (Phil Steele)
- 2023 Ray Guy Award Watch List

2023 Game-By-Game

Opponent	Punts	Yds.	Avg.	Lg.	TB	FC	50+	I-20
Penn. St.	4	168	42.0	50	0	4	1	2
Duquesne	1	52	52.0	52	0	0	1	1
Pitt	3	133	44.3	50	0	0	1	2
Texas Tech	6	246	41.0	50	0	3	1	2
TCU	5	230	46.0	58	0	3	1	3
Houston	3	111	37.0	39	0	1	0	0
Oklahoma St.	3	136	45.3	53	0	1	1	0
UCF	2	84	42.0	43	0	1	0	2
BYU	1	37	37.0	37	0	1	0	1
Oklahoma	6	248	41.3	47	0	3	0	3
Cincinnati	1	56	56.0	56	1	0	1	0
Baylor	4	158	39.5	42	0	3	0	2
North Carolina								
Totals	39	1,661	42.6	58	1	20	7	18

Straw's Punting Statistics

Year	Punts	Yards	Avg.	Long	TB	FC	50+	I-20
2023	39	1,661	42.6	58	1	20	7	18
2022	49	2,029	42.3	63	2	24	8	18
Totals	88	3,745	42.6	63	3	44	15	36

STATE COLLEGE, Pa. (Sept. 2, 2023) - West Virginia and Penn State opened the 2023 football season in front of 110,747 fans at Beaver Stadium, and an NBC national television audience watched as the No.7/7-ranked Nittany Lions came away with a 38-15 victory.

The Mountaineers were playing their first game at Penn State since 1991 and first game against the Nittany Lions since 1992. However, as in the overall history of the series between the two teams, Penn State prevailed to extend its record to 49-9-2 against WVU.

West Virginia made it tougher on the home team than a lot thought, especially after the Nittany Lions scored so easily on their first possession. Quarterback Drew Allar connected with KeAndre Lambert-Smith for a 72-yard aerial strike just four plays into PSU's first possession for a quick 7-0 lead.

However, West Virginia tied the game in the second quarter behind a 69-yard drive that was highlighted by a 37-yard completion from quarterback Garrett Greene to receiver Devin Carter. Running back CJ Donaldson Jr. finished the nine-play drive with a 1-yard run at the 14:14 mark of the second quarter.

Penn State finished the half missing two field goals, but did grab a 14-7 lead at the break on Nicholas Singleton's 2-yard run to end a 10-play, 81-yard drive at the 4:59 mark.

Second-half action saw Penn State outscore West Virginia 24-8 to take the victory. In the third quarter, Lambert-Smith reached the end zone again with a 12-yard reception from Allar, putting the score at 21-7 heading to the fourth quarter.

The Nittany Lions then put the game out of reach with an Alex Felkins 25-yard field goal early in the fourth and a Malik McClain 25-yard touchdown reception with 7:29 left in the game.

The Mountaineers' lone scoring drive of the second half was an impressive 10-play, 75-yard drive engineered by Greene. The quarterback completed passes of 23 and 22 yards to Carter before finishing it himself with a 1-yard run with 3:34 left in the contest.

After a WVU onside kick failed, Penn State added a late touchdown with just six seconds remaining on a 5-yard run from backup quarterback Beau Pribula.

Allar was strong in his first start, passing for 325 yards and three touchdowns on 21 completions. Singleton led the Penn State running game with 70 yards, while Lambert-Smith led all receivers with 123 yards. PSU's defensive effort was led by linebacker Curtis Jacobs with 10 tackles and one sack.

Greene rushed for 71 yards, while passing for 162 to total 233 yards of total offense. Donaldson finished with 81 yards, while Carter managed six catches for 90 yards in his Mountaineer debut. Linebacker Lee Kpogba was all over the field in leading the Mountaineer defense. The senior totaled 13 tackles and two TFLs in the effort.

Final numbers showed Penn State outgaining the Mountaineers by 170 yards. The Nittany Lions finished with 146 yards rushing and 332 passing for 478 total yards. West Virginia also gained 146 yards rushing but could only muster 162 passing yards to finish with 308 yards of total offense.

The two teams had not played each other in 31 years, but the victory now gives Penn State a five-game winning streak in the series.

GAME 1: NO. 7/7 PENN STATE 38, WEST VIRGINIA 15



MIKE LOCKHART

DEVIN CARTER

Scoring and Statistical Summary

	1	2	3	4	F
West Virginia	0	7	0	8	15
Penn State	7	7	7	17	38

- 1st PSU - KeAndre Lambert-Smith 72 pass from Drew Allar (Sander Sahaydak)
- 2nd WVU - CJ Donaldson Jr. 1 rush (Michael Hayes kick)
- PSU - Nicholas Singleton 2 rush (Sahaydak kick)
- 3rd PSU - Lambert-Smith 12 pass from Allar (Alex Felkins kick)
- 4th PSU - Felkins 25 FG
- PSU - Malik McClain 25 pass from Allar (Felkins kick) WVU - Garrett Greene 1 rush (Donaldson pass from Greene)
- PSU - Beau Pribula 5 rush (Felkins kick)

	WVU	PSU
First Downs	17	27
Rushes/Yards	40/146	35/146
Passing Yardage	162	332
Passes	16/27/0	22/30/0
Punts	4/168/42.0	2/75/37.5
Fumbles/Lost	0/0	0/0
Return Yardage	24	21
Penalties/Yards	5/55	2/75
Time of Possession	31:16	28:44

WVU RUSHING: Donaldson 18-81, Greene 15-71; WVU PASSING: Greene 16-27-0-162; WVU RECEIVING: Carter 6-90; WVU TACKLES (TFL/QS): Kpogba 13 (2/0), Bishop 7 (1/0); WVU INTERCEPTIONS: None.

PSU RUSHING: Singleton 13-70, Allen 10-51; PSU PASSING: Allar 21-29-0-325; PSU RECEIVING: Lambert-Smith 4-123, Wallace 7-72; PSU TACKLES (TFL/QS): Jacobs 10 (1/1), King 5; PSU INTERCEPTIONS: None.

Attendance - 110,747

GAME 2: WEST VIRGINIA 56, DUQUESNE 17

MORGANTOWN, W.Va. (Sept. 9, 2023)

- West Virginia got its first win of the 2023 season with a 56-17 victory over Duquesne at Milan Puskar Stadium.

The game was halted for 1:54 in the second quarter due to lightning in the area around the stadium as heavy rains dominated the early part of the evening. The delay was the first stoppage in play for lightning at Milan Puskar Stadium since 2011.

When play was stopped, West Virginia held a 14-10 lead, but when it resumed, the Mountaineers outscored the Dukes 42-7 to secure the victory.

The game also featured the emergence of redshirt freshman receiver Hudson Clement, who lit up the Dukes for 177 yards receiving and three touchdowns on five catches. Clement turned in 72 yards after the catch, and head coach Neal Brown awarded the Martinsburg, West Virginia, native a scholarship after the game.

Duquesne started the scoring in the first quarter by taking advantage of a WVU miscue by the punt return unit. The turnover gave the Dukes a fresh set of downs, and they responded with a 38-yard touchdown pass from quarterback Darius Perrantes to receiver D.J. Powell. At the 12:01 mark, Duquesne left a wake-up call and had a 7-0 advantage over the Mountaineers.

The lead was Duquesne's only in the game and it was short-lived. WVU quarterback Garrett Greene proceeded to get the Mountaineers on the board with a 14-yard scoring toss to Clement to close out a 46-yard drive.

Second-quarter action saw West Virginia up its lead to 14-7, when running back Jaylen Anderson ended a 94-yard drive with an 8-yard run. Before the rain hit, Duquesne added a 39-yard field goal by Brian Bruzdewicz, closing the visitors' deficit to 14-10.

When play resumed, the Mountaineers finished the second quarter by outscoring the Dukes 21-0. Clement struck again with a 70-yard scoring reception from Greene before the duo connected on a 46-yard aerial touchdown. Greene to Clement accounted for scores of 14, 70 and 46 yards in the first half to lead the Mountaineers.

Closing the scoring in the first half was Greene's fourth touchdown pass, a 22-yarder to Preston Fox, to give West Virginia a 35-10 lead moving to the third quarter.

Since both teams were idle for almost two hours, no halftime break was taken. West Virginia picked up where it left off as running back Jahiem White added a 19-yard rushing score on his way to leading all rushers in the game with 110 yards on 12 carries.

Duquesne stopped the 28-point Mountaineer run with a 16-yard touchdown pass from Perrantes to Tedy Afful to close the third quarter.

The Mountaineers added fourth quarter scores behind backup quarterback Nicco Marchiol's 1-yard run and a 5-yard rush from DJ Oliver, putting the final victory margin at 39 points.

Final numbers showed West Virginia with a strong and balanced 304 yards rushing and 315 passing to total 619 yards of offense. While Duquesne could only muster three yards rushing, the Dukes made up for it by passing for 231 yards to finish with 234 total yards.

The win gave the Mountaineers a 21-0 all-time record against teams from the FCS level.



HUDSON CLEMENT

JARED BARTLETT

Scoring and Statistical Summary

	1	2	3	4	F
Duquesne	7	3	7	0	17
West Virginia	7	28	7	14	56

- 1st DUQ - DJ Powell 38 pass from Darius Perrantes (Brian Bruzdewicz kick)
WVU - Hudson Clement 14 pass from Garrett Greene (Michael Hayes kick)
- 2nd WVU - Jaylen Anderson 8 rush (Hayes kick)
DUQ - Bruzdewicz 39 FG
WVU - Clement 70 pass from Greene (Hayes kick)
WVU - Clement 46 pass from Greene (Hayes kick kick)
WVU - Preston Fox 22 pass from Greene (Hayes kick)
- 3rd WVU - Jahiem White 19 pass from Greene (Hayes kick)
DUQ - Tedy Afful 16 pass from Perrantes (Bruzdewicz kick)
- 4th WVU - Nicco Marchiol 1 rush (Hayes kick)
WVU - DJ Oliver 5 rush (Hayes kick)

	DUQ	WVU
First Downs	10	30
Rushes/Yards	28/3	49/304
Passing Yardage	231	315
Passes	15/32/2	17/32/0
Punts	7/267/38.1	2/78/39.0
Fumbles/Lost	0/0	2/2
Return Yardage	0	66
Penalties/Yards	3/35	4/30
Time of Possession	28:21	31:39

WVU RUSHING: White 12-110; WVU PASSING: Greene 10-18-0-240, Marchiol 7-14-0-75; WVU RECEIVING: Clement 5-177, Taylor 3-55; WVU TACKLES (TFL/QS): Martin 4 (1/0), Bartlett 4 (2/1), Cutter 4 (1/0); WVU INTERCEPTIONS: Bishop, Wilcox.

DUQ RUSHING: Butts 10-23; DUQ PASSING: Perrantes 14-31-2-220; DUQ RECEIVING: Afful 4-83, Powell 3-74; DUQ TACKLES (TFL/QS): Epps 10, Harris 8; DUQ INTERCEPTIONS: None.

Attendance - 50,037

MORGANTOWN, W.Va. (Sept. 16, 2023) -

The 106th version of the "Backyard Brawl" saw West Virginia capture a 17-6 victory as the Mountaineers welcomed Pitt to Morgantown for the first time since 2011.

It might have been a low-scoring affair, but the anticipation and excitement was anything but as one of college football's oldest and best rivalries was played before 61,106 fans and an ABC national television audience.

At first, it looked like it was going to be a long night for the Mountaineers as Pitt marched down the field on its opening possession. In 11 plays, Pitt moved the ball 67 yards, but had to settle for a 21-yard field goal from kicker Ben Sauls as the West Virginia defense stiffened at the right time.

After quarterback Garrett Greene injured his ankle on WVU's second drive and could not return, backup Nicco Marchiol took the reins and ended the Pitt lead at the 4:45 mark of the second quarter.

An interception by WVU's Aubrey Burks set up the Mountaineer offense at the Pitt 7-yard line, one-play later, Marchiol connected with tight end Kole Taylor for a 7-yard touchdown and a lead WVU would never relinquish.

As the second quarter came to an end, Pitt used a 12-play, 57-yard drive to get into field goal range and Sauls delivered with a 36-yarder to put the score at 7-6 at the break.

Despite trailing by a point, Pitt outrushed the Mountaineers 105-71 and led the total yardage statistic by a 138-106 count after both teams combined for a meager 68 yards passing on six completions.

After holding the Panthers on the first drive of the third quarter, West Virginia then turned in its best drive of the night to take a 14-6 advantage with 4:59 left in the quarter. Possessing the ball for 7:48, the Mountaineers ran 13 plays, and running back CJ Donaldson scored from 1 yard out to extend WVU's lead.

Donaldson was impressive in the drive, carrying the ball on eight of the 13 plays and gaining 44 of the 61 yards.

As a Pitt miscue turned the momentum in West Virginia's favor in the first half, a second Phil Jurkovec interception essentially ended any hopes of a Panther comeback. West Virginia's Beanie Bishop returned the interception 40 yards to the Panther 30. Four plays later, WVU kicker Michael Hayes connected on a 42-yard field goal, giving the home team a 17-6 lead heading to the fourth quarter.

West Virginia's defense continued to come up big when needed and a third interception of Jurkovec ended one last Pitt threat as both teams went scoreless in the final quarter.

Donaldson paced a conservative Mountaineer offense with 102 rushing yards, while Hayes made his first field goal as a Mountaineer. Trey Lathan led the defense with eight tackles.

Final numbers showed West Virginia with 151 yards rushing and 60 passing to total 211 yards of offense. Pitt finished with 130 yards rushing and 81 passing to also total 211 yards of offense. In a game so evenly matched in statistics, it was Pitt's three interceptions that proved to be the difference in the game and propelled the Mountaineers to the win.

The victory gives WVU an 8-4 record in the last 12 games vs. Pitt as the Mountaineers have won four of the last five "Backyard Brawls" vs. the Panthers.

GAME 3: WEST VIRGINIA 17, PITT 6



CJ DONALDSON JR.

BEANIE BISHOP JR.

Scoring and Statistical Summary

	1	2	3	4	F
Pitt.....	3	3	0	0	6
West Virginia	0	7	10	0	17

- 1st PITT - Ben Sauls 21 FG
- 2nd WVU - Kole Taylor 7 pass from Nicco Marchiol (Michael Hayes kick)
- 2nd PITT - Sauls 36 FG
- 3rd WVU - CJ Donaldson 1 rush (Hayes kick)
- WVU - Hayes 42 FG

	PITT	WVU
First Downs	12	14
Rushes/Yards	36/130	51/151
Passing Yardage	81	60
Passes	8/20/3	6/11/0
Punts	4/204/51.0	4/133/33.2
Fumbles/Lost	0/0	1/1
Return Yardage	71	99
Penalties/Yards	9/65	4/52
Time of Possession	26:47	33:13

WVU RUSHING: Donaldson 18-102; WVU PASSING: Marchiol 6-9-0-60; WVU RECEIVING: Taylor 3-21; WVU TACKLES (TFL/QS): Lathan 8 (1/0), Wilson 7, Bishop 7, Kpogba 7; WVU INTERCEPTIONS: Bishop, Burks, Ruffin.

PITT RUSHING: Hammond 14-49, Jurkovec 11-35, Flemister 6-34; PITT PASSING: Jurkovec 8-20-3-81; PITT RECEIVING: Bartholomew 2-39, Means 2-25; PITT TACKLES (TFL/QS): McMillon 18, George 9, DeShields 8 (1/1); PITT INTERCEPTIONS: None.

Attendance - 61,106

GAME 4: WEST VIRGINIA 20, TEXAS TECH 13

MORGANTOWN, W.Va. (Sept. 23, 2023)
 - West Virginia ended a four-game losing streak to Texas Tech by defeating the Red Raiders, 20-13, on a rainy and soggy afternoon in Morgantown.

There is no doubt that West Virginia was looking to flip the script over Texas Tech. After beating the Red Raiders five straight times at one point in the series, Tech bounced back to win the last four and was the only Big 12 team before the expansion that WVU's Neal Brown hadn't defeated as the Mountaineers' head coach.

That all changed in game four of the 2023 season as West Virginia led for most of the game and held on behind a great defensive stand to defeat the Red Raiders.

The game turned out to be a battle of the backup quarterbacks. West Virginia's Garrett Greene was out with an ankle injury and backup Nicco Marchiol got his first start for the Gold and Blue. Texas Tech's starting quarterback, Tyler Shough, was injured in the first quarter and his backup, Behren Morton, finished the final three quarters for the Red Raiders.

Before leaving the game, Shough engineered the game's first score as he led the Tech offense to a 3-0 lead behind a 39-yard field goal from Gino Garcia. The 3-0 lead proved to be Texas Tech's only one in the game and was set up by a Malik Dunlap interception of Marchiol, which was returned 21 yards into West Virginia territory.

West Virginia answered the score before the end of the first quarter as the Mountaineers used 6:47 of the clock on 13 plays for a 7-3 lead behind running back CJ Donaldson's 2-yard run.

West Virginia scored the only points in the second quarter on two Michael Hayes field goals. The first one of 28 yards came at the 6:29 mark to end another six-minute-plus drive for the Mountaineers.

Leading 10-3, WVU took a 13-3 lead at the half on Hayes' 46-yard field goal, which was set up by the Mountaineer defense after it stopped the Red Raiders on fourth down in WVU territory.

Neither team scored in the third quarter, setting up a 17-point fourth and plenty of nervous excitement inside Milan Puskar Stadium.

The Red Raiders closed the deficit to 13-10 early in the quarter by taking advantage of a 27-yard run from Tahj Brooks to set up a 6-yard touchdown pass from Morton to Jerand Bradley.

However, it appeared as if West Virginia weathered the comeback, when it answered the score with a 9-yard touchdown pass from Marchiol to tight end Kole Taylor.

Tech followed with a Garcia 34-yard field goal with 4:38 left, putting the score at 20-13 in favor of WVU, but when the Mountaineer offense could not control the clock and went three-and-out, the Red Raiders had a chance to tie or win the game as they took possession with 3:45 left in the game.

The Red Raiders ran 15 plays and drove 61 yards to the WVU 11-yard line, but Morton's fourth-down pass fell incomplete with 19 seconds remaining, ending the drive and giving WVU the victory.

Neither team shined on offense as the defenses controlled the day and stood out for both teams. Final numbers showed WVU with 157 yards rushing and 99 passing for 256 total yards. Texas Tech came in at 160 yards on the ground behind the 149-yard effort from Brooks and 161 through the air for 321 total yards.

In all-time Big 12 play, the series is now tied at 6-6.



NICCO MARCHIOL

TREY LATHAN

Scoring and Statistical Summary

	1	2	3	4	F
Texas Tech	3	0	0	10	13
West Virginia	7	6	0	7	20

- 1st TTU - Gino Garcia 39 FG
WVU - CJ Donaldson 2 rush (Michael Hayes kick)
- 2nd WVU - Hayes 28 FG
WVU - Hayes 46 FG
- 4th TTU - Jerand Bradley 6 pass from Behren Morton (Garcia kick)
WVU - Kole Taylor 9 pass from Nicco Marchiol (Hayes kick)
TTU - Garcia 34 FG

	TTU	WVU
First Downs	18	16
Rushes/Yards	38/160	42/157
Passing Yardage	161	99
Passes	15/43/0	13/22/2
Punts	6/294/49.0	6/246/41.0
Fumbles/Lost	2/0	0/0
Return Yardage	134	76
Penalties/Yards	9/96	3/20
Time of Possession	25:10	34:50

WVU RUSHING: Marchiol 15-72, Donaldson 15-48; WVU PASSING: Marchiol 12-21-2-78; WVU RECEIVING: Taylor 3-39; WVU TACKLES (TFL/QS): Lathan 8, Wilson 7, Kpogba 7, Burks 7 (1/0), Vesterinen 7 (1/0); WVU INTERCEPTIONS: None.

TTU RUSHING: Brooks 25-149; TTU PASSING: Morton 13-37-0-158; TTU RECEIVING: White 3-22, Bradley 3-30; TTU TACKLES (TFL/QS): Pierre 12, Roberts 11 (1/0); TTU INTERCEPTIONS: Roberts, Dunlap.

Attendance - 50,071

GAME 5: WEST VIRGINIA 24, TCU 21

FORT WORTH, TEXAS (Sept. 30, 2023) - West Virginia survived a fast start from TCU and used key special teams plays down the stretch to earn its first road victory of the 2023 season with a 24-21 win at Amon G. Carter Stadium.

Three rushing touchdowns, an impressive second-half defensive performance and two blocked field goals propelled the Mountaineers to the upset victory. West Virginia entered the game as double-digit underdogs to the Horned Frogs.

TCU certainly had a strong offensive performance in the first half, totaling 312 yards. The home team scored four plays into its first possession of the game, causing concern for the visitors.

The four plays took only 51 seconds as quarterback Chandler Morris connected with receiver JP Richardson for a 59-yard touchdown reception, giving the Horned Frogs a 7-0 lead.

Before the end of the opening quarter, West Virginia answered the score behind the running of quarterback Garrett Greene, whose 35-yard run tied the score at 7-7. Greene's 30-yard completion to Devin Carter set up the scoring run.

TCU outscored the Mountaineers, 14-7, in the second quarter. Driving 81 yards, the Horned Frogs regained the lead on Morris' 31-yard touchdown run.

West Virginia again answered the TCU score with a 1-yard run from CJ Donaldson Jr. to tie the game at 14-14 with 1:50 left in the half.

Disaster struck for the Mountaineers in the final minute as the defense was unable to keep TCU off the board. Morris hit Dylan Wright for a 36-yard scoring strike with just 24 seconds left to take a 21-14 advantage at the half.

West Virginia's defense might have given up 312 yards in the first two quarters, but the unit had a strong second half, holding TCU to just 1 yard in the third quarter and 121 total yards and zero points in the second half.

In the third quarter, the Mountaineers tied the game at 21-21 on Greene's second touchdown run in the game, a 1-yarder.

After the TCU defense turned away the Mountaineer offense with a goal-line stand, WVU took its first lead off the leg of kicker Michael Hayes, who converted a 49-yard field goal with 9:23 remaining.

The Horned Frogs then embarked on two straight drives to win the game or send it to overtime and both times, the Mountaineer defense came up big.

The first play came from tackle Mike Lockhart, who blocked a 46-yard field goal attempt from TCU kicker Griffin Kell. On the Horned Frogs' next possession, fellow defensive lineman Sean Martin reached up to block Kell's 55-yard, game-tying attempt with 32 seconds remaining to seal the upset victory for the visitors.

While West Virginia won the game, it also suffered injuries to key defensive starters Aubrey Burks and Trey Lathan as both were carted off the field. Linebacker Lee Kpogba picked up the defense with 11 tackles, and Greene led the offense with 80 yards rushing and 142 passing.

TCU got 298 yards passing from Morris and two touchdowns, while Jamoi Hodge and Shad Banks combined for 19 tackles.

Final numbers showed West Virginia with 201 yards rushing and 142 passing for 343 total yards. The Horned Frogs came in at 135 on the ground and 298 through the air for 433 offensive yards.

The win improved West Virginia to 4-1 on the season and 2-0 in the Big 12, while TCU dropped to 3-2 overall and 1-1 in conference play.



ZACH FRAZIER

SEAN MARTIN (91), MIKE LOCKHART (93)

Scoring and Statistical Summary

	1	2	3	4	F
West Virginia	7	7	7	3	24
TCU	7	14	0	0	21

- 1st TCU - JP Richardson 59 pass from Chandler Morris (Griffin Kell kick)
WVU - Garrett Greene 35 rush (Michael Hayes kick)
- 2nd TCU - Morris 31 rush (Kell kick)
WVU - CJ Donaldson 1 rush (Hayes kick)
TCU - Dylan Wright 36 pass from Morris (Kell kick)
- 3rd WVU - Greene 1 rush (Hayes kick)
- 4th WVU - Hayes 49 FG

	WVU	TCU
First Downs	21	23
Rushes/Yards	43/201	38/135
Passing Yardage	142	298
Passes	10/21/0	23/41/0
Punts	5/230/46.0	5/218/43.6
Fumbles/Lost	1/0	1/0
Return Yardage	50	44
Penalties/Yards	2/10	7/39
Time of Possession	33:27	26:33

WVU RUSHING: Greene 12-80, Donaldson 22-61; WVU PASSING: Greene 10-21-0-142; WVU RECEIVING: Clement 3-43; WVU TACKLES (TFL/QS): Kpogba (1/1), Bishop 9; WVU INTERCEPTIONS: None.

TCU RUSHING: Bailey 19-55, Morris 11-51; TCU PASSING: Morris 23-41-0-298; TCU RECEIVING: Williams 4-59, Richardson 3-87, Wright 3-60; TCU TACKLES (TFL/QS): Hodge 10, Banks 9 (1/0), Obiazor 8 (1/0); TCU INTERCEPTIONS: None.

Attendance - 43,746

GAME 6: HOUSTON 41, WEST VIRGINIA 39

HOUSTON, TEXAS (Oct. 12, 2023) - Houston executed a 49-yard, Hail Mary pass, on the game's last play to defeat West Virginia, 41-39, at TDECU Stadium,

The game saw the two teams combine for 42 points in the fourth quarter as it took every tick of the clock to determine the winner on a Thursday night in front of a FS1 national television audience.

The game saw West Virginia run 82 offensive plays compared to 53 for the Cougars. The Mountaineers possessed the ball 13 minutes longer, but Houston used the quick strike on special teams and offense for the victory.

West Virginia marched down field on its first possession as the Mountaineers traveled 82 yards but could only come away with a 27-yard field goal from kicker Michael Hayes.

West Virginia's 3-0 lead didn't last long as Houston's talented kick returner, Matthew Golden, took the ensuing kickoff 100 yards, giving the Cougars a 7-3 lead with 4:03 left in the quarter.

The Mountaineers regained the lead with 13 seconds left in the opening frame as running back CJ Donaldson Jr., scored on a 5-yard run. Donaldson also contributed an 18-yard reception in the 69-yard scoring drive.

The Cougars closed the first-half scoring, when quarterback Donovan Smith rushed in from 2 yards out with 25 seconds left in the first half. Even though West Virginia outgained Houston 197-109 in total yards, the Cougars still led 14-10 at the half.

West Virginia's third quarter started off strong as the Mountaineers converted a 35-yard flea flicker from quarterback Garrett Greene to receiver Traylon Ray four plays into the quarter.

The scoring play gave the Mountaineers a 17-14 lead, which held until the 5:09 mark of the third as Houston took a 21-17 advantage on a 15-yard touchdown pass from Smith to Joseph Manjack.

The wild fourth quarter began with a Greene 1-yard touchdown run with 14:09 left, ending a 78-yard drive for the Mountaineers.

Trailing 24-21, Houston then scored on its next two possessions to open up a 35-24 advantage with 7:28 left. Smith connected with Sam Brown for an 8-yard score and then followed with a 21-yard scoring strike to Stephon Johnson for the 11-point lead.

But Greene would not let the Mountaineers go quietly as he led a 75-yard scoring drive capped by his 8-yard run. WVU's two-point conversion was successful, and the Mountaineers trailed 35-32 with 3:34 left in the game.

The Mountaineer defense gave the offense the ball back, and Greene took full advantage, completing passes of 17 and 21 yards before a 50-yard aerial strike to Hudson Clement for a 39-35 Mountaineer lead with 12 seconds remaining.

An unsportsmanlike penalty pushed the ensuing kickoff back 15 yards and ended up giving the Cougars the ball near midfield. Smith completed an 8-yard pass before heaving the 49-yard game winner into the end zone, which was caught by Johnson for the victory.

Greene passed for a career-high 391 yards in the game with 116 of those yards going to receiver Devin Carter. West Virginia totaled 546 total yards compared to 393 for Houston.

The game was the first-ever meeting on the gridiron for the two teams. The Mountaineers fell to 4-2 on the season, while Houston evened its record at 3-3.



GARRETT GREENE

SEAN MARTIN

Scoring and Statistical Summary

	1	2	3	4	F
West Virginia	10	0	7	22	39
Houston	7	7	7	20	41

1st	WVU - Michael Hayes 27 FG	
	HOU - Matthew Golden 100 kickoff return (Jack Martin kick)	
	WVU - CJ Donaldson 5 rush (Hayes kick)	
2nd	HOU - Donovan Smith 2 rush (Martin kick)	
3rd	WVU - Traylon Ray 35 pass from Garrett Greene (Hayes kick)	
	HOU - Joseph Manjack 15 pass from Smith (Martin kick)	
4th	WVU - Greene 1 rush (Hayes kick)	
	HOU - Sam Brown 8 pass from Smith (Martin kick)	
	HOU - Stephon Johnson 21 pass from Smith (Martin kick)	
	WVU - Greene 8 rush (Ray conversion pass from Greene)	
	WVU - Hudson Clement 50 pass from Greene (Hayes kick)	
	HOU - Johnson 49 pass from Smith	

	WVU	HOU
First Downs	26	20
Rushes/Yards	44/155	26/140
Passing Yardage	391	253
Passes	20/28/1	21/27/0
Punts	4/158/39.5	6/247/41.2
Fumbles/Lost	1/0	0/0
Return Yardage	95	202
Penalties/Yards	8/84	7/70
Time of Possession	36:46	23:14

WVU RUSHING: Donaldson 17-66, Greene 12-47; WVU PASSING: Greene 20-38-1-391; WVU RECEIVING: Carter 5-116, Taylor 5-62; WVU TACKLES (TFL/QS): Ruffin 7, Bartlett 7; WVU INTERCEPTIONS: None.

HOU RUSHING: Sneed 7-78; HOU PASSING: Smith 21-27-0-253; HOU RECEIVING: Johnson 4-96, Manjack 4-55; HOU TACKLES (TFL/QS): Haulcy 15 (1/0), Morris 9 (1/0), Nwankwo 9 (2/0); HOU INTERCEPTIONS: Hypolite.

Attendance - 32,152

GAME 7: OKLAHOMA STATE 48, WEST VIRGINIA 34

MORGANTOWN, W.Va. (Oct. 21, 2023) - Oklahoma State used a bruising running game to defeat West Virginia by a 48-34 score on Homecoming Day in Morgantown.

Rain fell off and on during the contest, but that didn't slow Oklahoma State running back Ollie Gordon as he finished with 282 rushing yards, four touchdowns and an average of 9.7 yards per carry. Gordon seemed to get stronger as the game went on, totaling 149 rushing yards and three touchdowns in the fourth quarter alone.

It was obvious that West Virginia had no answer for him, but the Mountaineers still took a 24-20 lead into the fourth quarter before a muffed punt and untimely penalties in the quarter took their toll on the home team.

The Cowboys started strong, taking a 10-0 lead after one quarter of play behind a 37-yard field goal from Alex Hale and Gordon's first touchdown in the game, which was a 2-yard run.

However, West Virginia not only used the second quarter to claw back into the game, but the Mountaineers took a 17-13 lead into the locker room at the half.

West Virginia outscored the Cowboys, 17-3, in the second quarter behind a 3-yard rush from running back Justin Johnson Jr., a 34-yard field goal from kicker Michael Hayes and a beautiful 45-yard touchdown strike from quarterback Garrett Greene to receiver Devin Carter.

OSU's lone score in the quarter was a 29-yard field goal from Hale, and statistically, the first half played mostly even for the two teams.

It wasn't until the fourth quarter where Oklahoma State's dominance started to take over as the third quarter played evenly as well.

The Cowboys regained the lead in the third behind a 5-yard scoring pass from quarterback Alan Bowman to receiver Jaden Bray.

The Mountaineers bounced back later in the quarter and regained the advantage on Greene's 32-yard touchdown strike to EJ Horton, giving the home team a 24-20 lead heading to the fourth.

OSU outscored the Mountaineers, 28-10, in the fourth. After a muffed punt set up a 16-yard scoring run by Gordon early in the quarter, WVU would not lead again. Hayes converted his second field goal to tie the score at 27-27 with 9:39 left but missed tackles and the powerful running from Gordon ended any hopes of a WVU win.

In the final 9:39, Oklahoma State added a 29-yard touchdown pass from Bowman to Brennan Presley and long scoring runs of 46 and 53 yards by Gordon to capture the Big 12 road win. WVU's lone touchdown in the fourth came at the 2:37 mark on CJ Donaldson Jr.'s 3-yard rush, but it wasn't enough.

Greene again proved to be a tough competitor as he finished with 249 yards passing and two scores, while rushing for an additional 117 yards to lead the Mountaineers.

Aside from Gordon's impressive performance, Bowman played a solid game with 210 yards passing and two touchdowns. Cowboy defenders Nickolas Martin, Kendal Daniels and Collin Oliver combined for 38 tackles to pace the defense for the visitors.

Final numbers showed West Virginia with 226 rushing yards and 249 passing to total 475 yards of offense. Oklahoma State finished with 281 yards on the ground and 210 through the air for 491 total yards. Considering lost yardage by his teammates, Gordon's 282 rushing yards was the entire team's effort.

The win allowed Oklahoma State to continue its dominance over WVU. OSU leads the series 10-5 overall and 9-3 in Big 12 play.



BEN CUTLER

EJ HORTON

Scoring and Statistical Summary

	1	2	3	4	F
Oklahoma State.....	10	3	7	28	48
West Virginia	0	17	7	10	34

1st	OSU - Alex Hale 37 FG OSU - Ollie Gordon 2 rush (Hale Martin kick)
2nd	WVU - Justin Johnson 3 rush (Michael Hayes kick) WVU - Hayes 34 FG OSU - Hale 29 FG WVU - Devin Carter 45 pass from Garrett Greene (Hayes kick)
3rd	OSU - Jaden Bray 5 pass from Alan Bowman (Hale kick) WVU - EJ Horton 32 pass from Greene (Hayes kick)
4th	OSU - Gordon 16 rush (Hale kick) WVU - Hayes 29 FG OSU - Brennan Presley 29 pass from Bowman (Hale kick) OSU - Gordon 46 rush (Hale kick) WVU - Donaldson 3 rush (Hayes kick) OSU - Gordon 53 rush (Hale kick)

	OSU	WVU
First Downs	21	24
Rushes/Yards	33/281	44/226
Passing Yardage	210	249
Passes	24/36/1	15/30/1
Punts	3/115/38.3	3/136/45.3
Fumbles/Lost	1/1	2/2
Return Yardage	82	21
Penalties/Yards	7/65	5/55
Time of Possession	27:24	32:36

WVU RUSHING: Greene 16-117, Johnson 14-72; WVU PASSING: Greene 15-30-1-249; WVU RECEIVING: Fox 4-81, Horton 3-79, Carter 3-54; WVU TACKLES (TFL/QS): Wilson 8, Cutter 7 (1/0); WVU INTERCEPTIONS: Wilson.

OSU RUSHING: Gordon 29-282; OSU PASSING: Bowman 24-36-1-210; OSU RECEIVING: Presley 9-62; OSU TACKLES (TFL/QS): Martin 17 (2/0), Daniels 11 (1/0), Oliver 10 (1/1); OSU INTERCEPTIONS: Black.

Attendance - 51,870

GAME 8: WEST VIRGINIA 41, UCF 28

ORLANDO, Fla. (Oct. 28, 2023) - West Virginia got a big road victory with a 41-28 decision at UCF in front of 44,136 fans at FBC Mortgage Stadium.

The Mountaineers took advantage of four UCF turnovers, three interceptions and one fumble, and scored 21 points off those Knight miscues to propel them to victory.

West Virginia quarterback Garrett Greene turned in yet another strong performance with three rushing touchdowns to lead the visitors. Greene's final numbers showed 55 yards rushing and 156 yards passing to go along with those three scores. The three rushing touchdown performance was the first by a Mountaineer quarterback since Pat White turned in three in 2008.

The Mountaineers struck first on the opening drive of the game, marching 75 yards to take a 7-0 lead on Greene's 6-yard run.

The advantage didn't last long as UCF answered on its first drive, when quarterback John Rhys Plumlee connected with Kobe Hudson for a 34-yard scoring toss.

WVU answered before the end of the first quarter with a 24-yard field goal by kicker Michael Hayes, which ended a 71-yard drive.

Second quarter action saw West Virginia extend its lead to 17-7, when running back Jahiem White scored on a 4-yard rush. The 64-yard scoring drive was set up by Beanie Bishop Jr.'s interception and subsequent 31-yard return.

UCF closed the first-half scoring on an 8-yard run from Plumlee to put the score at 17-14 in favor of the visitors at the intermission.

UCF got the ball first to start the third quarter and drove to the WVU 32-yard line before Bishop grabbed his second interception and returned it 20 yards. Greene and the Mountaineer offense took it from there, driving the remaining 68 yards to take a 24-14 lead on Greene's 7-yard run.

The Knights would not go away and closed their deficit to 24-21 later in the third, when Plumlee hit Javon Baker for a 7-yard scoring pass with 5:25 left.

However, that would be the Knights' last points until the final minute of the game, as West Virginia scored the game's next 17 points. Linebacker Lee Kpogba's sack and forced fumble by Plumlee at the 1:10 mark of the third quarter provided the spark for the 17-0 run.

Greene's 1-yard touchdown run at the start of the fourth quarter opened up a 31-21 advantage. Running back CJ Donaldson Jr., got in on the scoring with a 6-yard touchdown, which was set up by Greene's 13-yard completion to EJ Horton on fourth-and-2. Hayes ended the scoring run with a 41-yard field goal, putting the score at 41-21 with 5:07 left to play.

The Knights added a score late, but when West Virginia recovered the onside kick and Donaldson scampered for 32 yards, all that was left for the visitors to do was take a knee to end the game.

Aside from Greene's numbers, Donaldson added 121 yards rushing, and White chipped in 85 yards on the ground.

For the Knights, Plumlee finished with 274 yards passing and three scores, while RJ Harvey turned in 100 yards rushing.

Final numbers showed West Virginia with 286 rushing yards and 164 passing for 450 total yards. UCF gained 189 yards on the ground and 274 through the air for 463 total yards.

The win gave West Virginia a 3-0 lead in the all-time series against UCF with a 2-0 mark in Orlando. As conference members of the Big 12, the Mountaineers are 1-0 vs. UCF.



GARRETT GREENE

LEE KPOGBA

Scoring and Statistical Summary

	1	2	3	4	F
West Virginia	10	7	7	17	41
UCF	7	7	7	7	28

1st	WVU - Garrett Greene 6 rush (Michael Hayes kick)
	UCF - Kobe Hudson 34 pass from John Rhys Plumlee (Colton Boomer kick)
	WVU - Hayes 24 FG
2nd	WVU - Jahiem White 4 rush (Hayes kick)
	UCF - Plumlee 8 rush
3rd	WVU - Greene 7 rush (Hayes kick)
	UCF - Javon Baker 7 pass from Plumlee (Boomer kick)
4th	WVU - Greene 1 rush (Hayes kick)
	WVU - Donaldson 6 rush (Hayes kick)
	WVU - Hayes 41 FG
	UCF - Hudson 16 pass from Plumlee (Hale kick)

	WVU	UCF
First Downs	25	27
Rushes/Yards	50/286	33/189
Passing Yardage	164	274
Passes	15/24/0	25/36/3
Punts	2/84/42.0	1/36/36.0
Fumbles/Lost	3/1	1/1
Return Yardage	70	18
Penalties/Yards	4/35	6/56
Time of Possession	36:06	23:54

WVU RUSHING: Donaldson 17-121, White 9-85; WVU PASSING: Greene 14-23-0-156; WVU RECEIVING: Carter 3-47, Fox 3-33; WVU TACKLES (TFL/QS): Kpogba 8 (1/1); WVU INTERCEPTIONS: Bishop (2), Floyd.

UCF RUSHING: Harvey 14-100; UCF PASSING: Plumlee 25-36-3-274; UCF RECEIVING: Hudson 3-66, Baker 4-43; UCF TACKLES (TFL/QS): Johnson 11; UCF INTERCEPTIONS: None.

Attendance - 44,136

GAME 9: WEST VIRGINIA 37, BYU 7

MORGANTOWN, W.Va. (Nov. 4, 2023) - West Virginia turned in one of its most complete performances of the 2023 season with a convincing, 37-7 victory over the visiting BYU Cougars.

The Mountaineers got 100-yard rushing performances from Jahiem White and CJ Donaldson Jr., to lead a strong offensive attack as the home team scored the game's first 37 points.

Defensively, West Virginia held the visitors to just 67 yards rushing as the Cougars could not light their side of the scoreboard until 6:24 left in the contest.

West Virginia was playing BYU for only the second time in its history, the first time in Morgantown and the first time as members of the Big 12 Conference.

The Mountaineers jumped on the Cougars early and never looked back as they took the game's opening drive 75 yards on 11 plays to grab a 7-0 lead on Donaldson's 2-yard run.

Donaldson gave the Mountaineers a 14-0 advantage later in the quarter on his 1-yard plunge, ending a 52-yard scoring drive.

In the second quarter, West Virginia added three scores to up its lead to 27-0 at the half. The first came at the 10:47 mark, when kicker Michael Hayes connected on a 46-yard field goal.

Quarterback Garrett Greene tossed the first of his two touchdown passes in the game with 2:18 left in the half as his 12-yard strike to receiver Preston Fox gave the home team a 24-0 edge.

Later, as time expired, Hayes added his second field goal, this time from 22 yards, as the Mountaineers turned in an impressive 78-yard drive to take the 27-point lead into the locker room. The drive was set up by Aubrey Burks' forced fumble and recovery at the WVU 18-yard line to halt a Cougar scoring threat.

West Virginia put the game out of reach with a 10-point third quarter. Hayes was again spot on with his kicking as his third field goal in the game was good from 23 yards out.

Tight end Kole Taylor finished the Mountaineer scoring with a 43-yard touchdown reception from Greene with 1:09 left in the third. Taylor's touchdown ended another impressive drive as WVU drove 85 yards in seven plays, while also taking 4:14 off the clock.

The Cougars ended any chance of a WVU shutout as they got on the board with 6:24 left in the game. Running back Aidan Robbins scampered in from 10 yards out, ending an eight-play, 62-yard drive.

White finished the game for the Mountaineers with a career-high 146 yards rushing as he turned in the second 100-yard rushing performance of his freshman season. Meanwhile, Donaldson turned in his second straight 100-yard rushing game with 102 yards and two touchdowns.

Aside from the rushing numbers from White and Donaldson, West Virginia got 205 yards passing from Greene and 56 yards on three catches from receiver Devin Carter. The Mountaineer defensive effort was led by linebacker Lee Kpogba with eight tackles.

BYU quarterback Jake Retzlaff led the Cougar attack with 210 yards passing. Max Tooley and Eddie Heckard led the BYU defense as they combined for 22 tackles.

Final numbers showed West Virginia with 336 yards rushing and 231 passing to total 567 yards of offense. The 336 yards rushing was a team high for West Virginia in the Neal Brown era. BYU came in at 210 yards through the air and 67 on the ground for 277 yards of offense.

The win gave West Virginia a 2-0 mark in the all-time series with BYU and a 1-0 record against the Cougars in Big 12 play.



JAHIEM WHITE

BEN CUTLER

Scoring and Statistical Summary

	1	2	3	4	F
BYU	0	0	0	7	7
West Virginia	14	13	10	0	37

- 1st WVU - CJ Donaldson 2 rush (Michael Hayes kick)
WVU - Donaldson 1 rush (Hayes kick)
- 2nd WVU - Hayes 46 FG
WVU - Preston Fox 12 pass from Garrett Greene (Hayes kick)
WVU - Hayes 22 FG
- 3rd WVU - Hayes 23 FG
WVU - Kole Taylor 43 pass from Greene (Hayes kick)
- 4th BYU - Aidan Robbins 10 rush (Will Ferrin kick)

	BYU	WVU
First Downs	20	30
Rushes/Yards	21/67	48/336
Passing Yardage	210	231
Passes	24/42/0	16/28/0
Punts	4/181/45.2	1/37/37.0
Fumbles/Lost	1/1	0/0
Return Yardage	104	0
Penalties/Yards	10/98	10/71
Time of Possession	24:33	35:27

WVU RUSHING: White 16-146, Donaldson 14-102; WVU PASSING: Greene 12-24-0-205; WVU RECEIVING: Carter 3-56, Ray 3-42; WVU TACKLES (TFL/QS): Kpogba 8 (2/0), Floyd 7 (1/0); WVU INTERCEPTIONS: None.

BYU RUSHING: Robbins 10-37; BYU PASSING: Retzlaff 24-42-0-210; BYU RECEIVING: Kingston 6-57, Marion 6-53, Roberts 6-53; BYU TACKLES (TFL/QS): Tooley 12 (1/0), Heckard 10; INTERCEPTIONS: None.

Attendance - 50,266

NORMAN, Okla. (Nov. 11, 2023) - Playing for the last time as Big 12 conference members, No. 17/16 Oklahoma defended its home turf in a big way with a 59-20 victory over West Virginia.

The game was total domination by the Sooners, especially from their quarterback Dillon Gabriel who threw for 423 yards and five touchdowns against the Mountaineer defense. Gabriel added three touchdowns rushing for eight total touchdowns in the rout.

The game started favorably for the visitors from Morgantown as the Mountaineers took the game's opening drive 75 yards in eight plays for a 7-0 lead on running back CJ Donaldson Jr.'s 13-yard run. The big play in the drive was quarterback Garrett Greene's 32-yard completion to receiver Devin Carter.

That opening drive was the highlight of the night for the Mountaineers as Oklahoma took over and never looked back. The Sooners took their first drive to the end zone easily with gains of 19, 23, and 30 yards to tie the game on Gabriel's 2-yard run at the 8:27 mark of the first quarter.

Gabriel's first score started a string of 31 unanswered points by the home team that didn't end until seven seconds before halftime.

Before the end of the quarter, Gabriel added his second touchdown run, and kicker Zach Schmit converted a 23-yard field goal early in the second quarter for a 17-7 Sooner advantage.

Gabriel did the rest of the damage in the first half with his arm connecting on a 3-yard scoring toss to receiver Austin Stogner and then a 32-yard touchdown pass to Jayden Gibson, giving Oklahoma a 31-7 lead.

West Virginia stopped the onslaught with Greene's 3-yard touchdown completion to tight end Kole Taylor, ending a 75-yard drive before halftime with the score 31-14 in favor of the Sooners.

Oklahoma picked up where it left off to start the second half. The third quarter's opening drive saw receiver Drake Stoops haul in a 60-yard scoring reception to up the Sooner advantage to 38-14 just 1:12 into the third.

West Virginia scored its final points at the 9:28 mark on Carter's 7-yard touchdown catch, but the Sooners closed the game with 21 more points for the lopsided win.

Oklahoma's final 21 points was the Stoops and Gabriel show. The quarterback connected with Stoops for two touchdown receptions of 9 yards each and then finished the scoring with his 5-yard run for the 39-point win.

Aside from Gabriel's impressive day, Stoops had three touchdowns and 164 yards receiving, while Nate Anderson also added 100 yards receiving for the Sooners with 119 yards on four catches. Running back Gavin Sawchuk led the rushing attack with 135 yards and a 6.1 per carry average.

For WVU, Greene passed for 154 yards and two scores with Carter topping the passing game with 67 yards. Defensive back Anthony Wilson contributed 11 tackles in the effort.

Final numbers were strong for Oklahoma. The Sooners rushed for 221 yards and passed for 423 to total 644 yards of total offense. The Mountaineers were outgained by 314 yards as they finished with 176 on the ground and 154 through the air for 330 total yards.

The game was played before 83,525 fans at Gaylord Family-Oklahoma Memorial Stadium and a national television audience on FOX. The Sooners will leave the Big 12 Conference at the end of the 2023 season to join the SEC.

GAME 10: OKLAHOMA 59, WEST VIRGINIA 20



DEVIN CARTER

ANTHONY WILSON

Scoring and Statistical Summary

	1	2	3	4	F
West Virginia	7	7	6	0	20
Oklahoma	14	17	14	14	59

1st	WVU - CJ Donaldson 13 rush (Michael Hayes kick)
	OU - Dillon Gabriel 2 rush (Zach Schmit kick)
2nd	OU - Gabriel 2 rush (Schmit kick)
	OU - Schmit 23 FG
3rd	OU - Austin Stogner 3 pass from Gabriel (Schmit kick)
	OU - Jayden Gibson 32 pass from Gabriel (Schmit kick)
	WVU - Kole Taylor 3 pass from Garrett Greene (Hayes kick)
	OU - Drake Stoops 60 pass fromn Gabriel (Schmit kick)
4th	WVU - Kole Taylor 43 pass from Greene (Hayes kick)
	WVU - Devin Carter 7 pass from Greene (Fox pass from Greene conversion failed)
	OU - Stoops 9 pass from Gabriel (Schmit kick)
	OU - Stoops 9 pass from Gabriel (Schmit kick)

	WVU	OU
First Downs	17	25
Rushes/Yards	41/176	42/221
Passing Yardage	154	423
Passes	10/31/2	23/36/0
Punts	6/248/41.3	3/114/38.0
Fumbles/Lost	0/0	2/1
Return Yardage	60	42
Penalties/Yards	2/20	5/60
Time of Possession	30:32	29:28

WVU RUSHING: Donaldson 14-79; WVU PASSING: Greene 10-27-1-154; WVU RECEIVING: Carter 3-67, Ray 2-56; WVU TACKLES (TFL/QS): Wilson 11, McLaurin 9 (1/0); WVU INTERCEPTIONS: None.

OU RUSHING: Sawchuk 22-135; OU PASSING: Gabriel 23-36-0-423; OU RECEIVING: Stoops 10-164, Anderson 4-119; OU TACKLES (TFL/QS): Stutsman 8 (2/0); OU INTERCEPTIONS: Johnson, Pearson.

Attendance - 83,525

MORGANTOWN, W.Va. (Nov. 18, 2023) - West Virginia closed the home portion of its 2023 schedule with a convincing, 42-21, victory over Cincinnati.

The Mountaineers were fueled by the strong offensive performances of running back Jahiem White and quarterback Garrett Greene.

White rushed for 210 yards on 21 carries, averaging 9.7 yards per carry with one touchdown. He also turned in West Virginia's longest play from scrimmage on the year with his 75-yard touchdown reception in the second quarter. White's work for the day totaled 279 all-purpose yards.

Greene was a threat with arm and legs. The junior rushed for 154 yards and three touchdowns, averaging 14.0 yards per carry. He also contributed 210 yards passing and one score to finish with 364 yards of total offense.

West Virginia's win over the Bearcats also was special because it marked the day that legendary Hall of Fame Coach Don Nehlen's name was immortalized in Milan Puskar Stadium. West Virginia's all-time winningest football coach had his name placed in the stadium with the retired numbers in a special in-game ceremony.

Recognizing the importance of the day, which also included the final home game for the 2023 seniors, the Mountaineers jumped on the Bearcats early and never looked back.

By the middle of the second quarter, the Mountaineers had a 21-0 lead behind Greene's 3-yard run, White's 75-yard touchdown reception and CJ Donaldson Jr.'s 13-yard run. Donaldson's scoring run gave him a touchdown in nine straight games on the year.

Cincinnati got on the board with 1:32 left in the half on a 1-yard run from quarterback Emory Jones. However, the Bearcats left WVU with too much time as Greene engineered a 75-yard scoring drive in 52 seconds, capped by his 26-yard run, giving the home team a 28-7 advantage at the half.

The Mountaineers upped their advantage in the third quarter and put the game out of reach by outscoring Cincinnati 14-0 to take a commanding 42-7 lead into the fourth quarter.

Third-quarter scoring saw Greene use his legs again to inflict damage with an 18-yard run to end an 88-yard drive, while White continued to cause havoc on the ground with a 4-yard scoring run, ending a 74-yard drive.

The lead enabled West Virginia to rest its starters and play additional players in the final quarter, which saw Cincinnati eat into its deficit by scoring two touchdowns. Receiver Chamon Metayer hauled in touchdown passes of 30 and 7 yards from Jones to close out the scoring.

Aside from Greene and White, the Mountaineers got a 10-tackle performance from linebacker Lee Kpogba as the WVU defense held Cincinnati to just 173 total yards in three quarters of play before the Bearcats added 159 yards in the fourth quarter.

Leading the way for Cincinnati was receiver Xzavier Henderson with 104 yards receiving on six catches. Jones finished with 166 yards passing and 44 rushing, while the Bearcat defense was led by Deshaen Price with 12 stops.

Final numbers showed that West Virginia turned in two of its highest offensive totals under Neal Brown. WVU rushed for a Brown-era high 424 yards and passed for 210 to total a Brown-era high of 634 yards of total offense. The Bearcats finished with 141 yards rushing and 191 passing to total 332 yards of offense.

West Virginia now leads the overall series with Cincinnati by a 17-3-1 mark, which includes a 1-0 mark in Big 12 play.

GAME 11: WEST VIRGINIA 42, CINCINNATI 21



LEE KPOGBA

JAHIEM WHITE

Scoring and Statistical Summary

	1	2	3	4	F
Cincinnati.....	0	7	0	14	21
West Virginia.....	7	21	14	0	42

- 1st WVU - Garrett Greene 3 rush (Michael Hayes kick)
- 2nd WVU - Jahiem White 75 pass from Greene (Hayes kick)
WVU - CJ Donaldson 13 rush (Hayes kick)
CINN - Emory Jones 1 rush (Carter Brown kick)
WVU - Greene 26 rush (Hayes kick)
- 3rd WVU - Greene 18 rush (Hayes kick)
WVU - White 4 rush (Hayes kick)
- 4th CINN - Chamon Metayer 30 pass from Jones (Brown kick)
CINN - Metayer 7 pass from Jones (Brown kick)

	CINN	WVU
First Downs	18	31
Rushes/Yards	31/141	46/424
Passing Yardage	191	210
Passes	16/27/0	12/19/1
Punts	6/251/41.8	1/56/56.0
Fumbles/Lost	3/0	0/0
Return Yardage	30	21
Penalties/Yards	5/38	5/45
Time of Possession	25:11	34:49

WVU RUSHING: White 21-204, Greene 11-154; WVU PASSING: Greene 12-19-1-210; WVU RECEIVING: Taylor 3-39, White 1-75; WVU TACKLES (TFL/QS): Kpogba 10 (1/1), Wilson 8; WVU INTERCEPTIONS: None.

CINN RUSHING: Kiner 13-56, Jones 10-44; CINN PASSING: Jones 14-24-0-66; CINN RECEIVING: Henderson 6-104; CINN TACKLES (TFL/QS): Pace 12 (1/0), Grzesiak 8; CINN INTERCEPTIONS: Young.

Attendance - 43,588

GAME 12: WEST VIRGINIA 34, BAYLOR 31

WACO, TEXAS (Nov. 25, 2023) - West Virginia closed the 2023 regular season in exciting fashion with a 34-31, come-from-behind win over Baylor at McLane Stadium.

The Mountaineers dominated the game for two quarters both on the field and statistically, but the Bears hung around, and not only took the lead, but came within a minute of recording the upset.

West Virginia started strong and used a 30-yard touchdown pass from quarterback Garrett Greene to Traylor Ray for a 7-0 lead in the first quarter.

WVU kicker Michael Hayes extended the lead to 10-0 with a 38-yard field goal at the 14:10 mark of the second quarter, and that's when Baylor started its comeback.

On the ensuing kickoff, Richard Reese put Baylor on the board with an untouched, 96-yard kickoff return, eating into the WVU lead.

Greene answered the kick return with a 23-yard touchdown run to end an 82-yard drive. The only problem with Greene's score was that the Mountaineers had to kickoff again.

Leading 17-7 at the 10:28 mark of the second quarter, Reese again took a Hayes kick and this time scampered 93 yards virtually untouched for his second touchdown return in the game. The Mountaineers had not had two kickoff returns for a touchdown against them in one game since 1904.

West Virginia, however, regained its composure and closed the first half with two more scores for a 27-14 advantage. Hayes converted his second field goal in the contest, this time from 36 yards, for a 20-14 WVU lead.

Greene put the visitors on the board again with 15 seconds to go before halftime with a 1-yard scoring run. The impressive drive covered 74 yards in only 1:31. Halftime stats gave the Mountaineers a 365-86 edge in total offense, which included a 207-35 rushing advantage.

Unfortunately for West Virginia, Greene's score would be its last until the closing seconds of the game. Baylor's comeback was fueled by controlling the third and fourth quarters.

A 38-yard touchdown pass cut the WVU lead to 27-21 at the 10:57 mark before a 2-yard run by Dominic Richardson suddenly gave Baylor a 28-27 lead heading to the fourth.

The Bears extended their lead to 31-27 on Isaiah Hankins' 39-yard field goal, but when Hankins missed from 32-yards away with 1:14 left in the game, the Mountaineers had the opening they needed.

Greene was terrific in marching WVU 80 yards in six plays for the winning touchdown. He completed passes of 11 and 23 yards, before his runs of 8 and 9 yards set up the winning play. Running back Jahiem White was the recipient of a 29-yard touchdown strike from Greene with just 23 ticks left on the clock to secure the eighth win of the season for the Mountaineers.

White finished with 133 yards rushing to go along with 103 from Greene, who also added 269 yards passing to account for 372 yards of offense and four touchdowns.

Reese stole the show for Baylor with 247 yards on five kickoff returns, which included the two touchdown returns that kept Baylor in the game during the first half.

Final numbers turned out closer than the halftime numbers. The Mountaineers finished with 250 yards rushing and 269 passing for 519 yards of offense. Baylor came in at 119 on the ground and 215 through the air for 334 total offensive yards.

The win was West Virginia's second all-time in Waco, and the Mountaineers now lead the overall series with Baylor by an 8-4 count.



GARRETT GREENE

MARCIS FLOYD

Scoring and Statistical Summary

	1	2	3	4	F
West Virginia	7	20	0	7	34
Baylor	0	14	14	3	31

- 1st WVU - Traylor Ray 30 pass from Garrett Greene (Michael Hayes kick)
- 2nd WVU - Hayes 38 FG
- BU - Richard Reese 96 kickoff return (Isaiah Hankins kick)
- WVU - Greene 23 rush (Hayes kick)
- BU - Reese 93 kickoff return (Hankins kick)
- WVU - Hayes 36 FG
- WVU - Greene 1 rush (Hayes kick)
- 3rd BU - Ketrion Jackson 38 pass from Sawyer Robertson (Hankins kick)
- BU - Dominic Richardson 2 rush (Hankins kick)
- 4th BU - Hankins 39 FG
- WVU - Jahiem White 29 pass from Greene (Hayes kick)

	WVU	BU
First Downs	23	17
Rushes/Yards	37/250	37/119
Passing Yardage	269	215
Passes	16/25/0	17/20/0
Punts	4/158/39.5	3/123/41.0
Fumbles/Lost	1/0	0/0
Return Yardage	67	279
Penalties/Yards	5/55	5/50
Time of Possession	28:55	31:05

WVU RUSHING: White 17-133, Greene 14-103; WVU PASSING: Greene 16-25-0-269; WVU RECEIVING: Clement 4-80, Taylor 4-64; WVU TACKLES (TFL/QS): Cutter 10; WVU INTERCEPTIONS: None.

BU RUSHING: Reese 6-42; BU PASSING: Robertson 17-19-0-215; BU RECEIVING: Jackson 3-88; BU TACKLES (TFL/QS): Bobby 9, Jones 8 (2/0); BU INTERCEPTIONS: None.

Attendance - 36,200

WEST VIRGINIA DEPTH CHART

CAREER GAMES PLAYED/STARTED

	GP/GS	2023	2022	2021	2020
@Beanie Bishop Jr., r-Sr., CB	61/23	12/12	13/0	13/10	6/1
!Devin Carter, r-Sr., WR	60/51	11/9	9/9	12/12	12/10
~Lee Kpogba, Sr., LB	56/34	12/12	12/12	10/10	11/0
*Marcis Floyd, r-Sr., S	56/39	10/7	12/11	11/11	7/5
\$Doug Nester, Sr., OL	56/51	11/10	11/11	13/13	8/7
+Anthony Wilson, r-Sr., S	51/48	12/12	13/13	12/12	12/11
=Davaon Hawkins, r-Sr., DL	51/17	12/0	12/12	11/4	7/1
^Jared Bartlett, r-Jr., LB	49/25	12/12	10/9	13/3	9/1
Zach Frazier, Jr., OL	47/46	12/12	12/12	13/13	10/9
Michael Hayes, r-Sr., K	47/47	12/12	12/12	13/13	10/10
Brandon Yates, r-Jr., OL	47/32	12/12	12/0	13/13	10/9
Malachi Ruffin, r-Sr., CB	45/15	12/10	12/5	11/0	10/0
Kole Taylor, Jr., TE	44/18	12/11	13/2	12/3	7/2
Jalen Thornton, r-Jr., DL	43/0	12/0	9/0	12/0	10/0
Sean Martin, Jr., DL	42/20	12/12	12/8	13/0	5/0
%Montre Miller, r-Sr., CB	42/25	1/0	12/12	13/13	4/0
Graeson Malashevich, r-Jr., WR	41/0	10/0	8/0	13/0	10/0
Nick Malone, r-Jr., OL	39/4	12/4	12/0	12/0	2/0
Austin Brinkman, Jr., LS	37/37	12/12	12/12	13/13	--
&Luke Hamilton, r-Sr., FB	36/5	11/0	4/0	7/5	--
Taurus Simmons, Jr., BAN	36/0	11/0	10/0	12/0	3/0
Wyatt Milum, Jr., OL	35/31	11/11	12/12	12/8	--
Garrett Greene, r-So., QB	33/13	11/11	9/2	11/0	2/0
Edward Vesterinen, Jr., DL	32/13	12/12	12/0	8/1	--
Fatorma Mulbah, Jr., DL	31/0	12/0	13/0	6/0	--
Tyrin Bradley, Jr., BAN	29/11	11/0	11/11	7/0	--
Aubrey Burks, Jr., S	28/22	11/11	11/11	6/0	--
Treylan Davis, r-So., TE	28/5	12/5	12/0	4/0	--
Preston Fox, r-So., WR	28/6	12/6	12/0	4/0	--
EJ Horton Jr., Jr., WR	28/6	10/2	12/4	6/0	--
Ja'Quay Hubbard, r-Jr., OL	26/14	11/3	12/11	3/0	--
Tomas Rimac, r-So., OL	24/15	10/10	12/5	2/0	--
Caden Biser, r-Fr., LB	23/0	12/0	11/0	--	--
Jairo Faverus, r-So., LB	23/0	7/0	12/0	0/0	4/0
CJ Cole, r-So., WR	23/0	12/0	9/0	2/0	--
Oliver Straw, So., P	23/23	12/12	11/0	--	--
Jacoby Spells, So., CB	20/0	11/0	9/0	--	--
CJ Donaldson Jr., So., RB	19/10	12/10	7/1	--	--
Tomiwa Durojaiye, r-Fr., DL	15/0	12/0	3/0	--	--
Tirek Austin-Cave, r-Jr., LB	13/0	3/0	10/0	--	--
Hammond Russell IV, r-So., DL	13/0	11/0	2/0	--	--
Asani Redwood, Jr., DL	13/0	10/0	3/0	--	--
Avery Wilcox, r-So., S	13/0	12/0	1/0	--	--
Jarel Williams, r-Fr., WR	13/0	12/0	1/0	--	--
Jaylan Anderson, r-So., RB	12/1	6/1	6/0	--	--
Ben Cutter, Fr., LB	12/7	12/7	--	--	--
Raleigh Collins III, r-Fr., S	12/1	8/0	4/1	--	--
Rodney Gallagher, Fr., WR	12/2	12/2	--	--	--
Traylon Ray, Fr., WR	11/4	11/4	--	--	--
Jahiem White, Fr., RB	11/2	11/2	--	--	--
Nicco Marchiol, r-Fr., QB	10/1	8/1	2/0	--	--
Hudson Clement, r-Fr., WR	10/7	10/7	--	--	--
Victor Wikstrom, r-So., TE	10/0	8/0	0/0	2/0	--
Trey Lathan, Fr., LB	9/5	5/5	4/0	--	--
Leighton Bechdel, r-Jr., P	8/0	6/0	1/0	1/0	--
Bryce Biggs, r-So., OL	7/0	6/0	1/0	--	--
Sullivan Weidman, r-Fr., OL	7/0	7/0	--	--	--
Colin McBee, r-Fr., FB	5/0	5/0	--	--	--
DJ Oliver, Fr., RB	4/0	4/0	--	--	--
Donald Brandel, r-Fr., LB	4/0	4/0	--	--	--
Will Dixon, r-Fr., TE	4/0	4/0	--	--	--
Johnny Williams, Fr., OL	4/0	4/0	--	--	--
Brayden Dudley, r-Fr., DL	3/0	0/0	2/0	1/0	--
Corey McIntyre, Fr., DL	3/0	3/0	--	--	--
Tyler Evans, r-Fr., WR	3/0	3/0	--	--	--
Derek Berlitz, r-Fr., DL	2/0	1/0	1/0	--	--
Jordan Jackson, Fr., S	2/0	2/0	--	--	--
Josiah Jackson, Fr., CB	2/0	2/0	--	--	--
Charlie Katarincic, r-Fr., OL	2/0	2/0	--	--	--
Nick Krahe, Fr., OL	2/0	2/0	--	--	--
Landen Livingston, r-Fr., OL	2/0	2/0	--	--	--
Noah Massey, r-Sr., WR	2/0	2/0	--	--	--
Cooper Young, Fr., OL	2/0	2/0	--	--	--
Tyler Cain, Fr., LB	2/0	2/0	--	--	--
DJ Cotton, Fr., DL	1/0	1/0	--	--	--
Oreyend Fisher, Fr., DL	1/0	1/0	--	--	--
Harry Hilvert, r-Fr., DL	1/0	1/0	--	--	--
Zeiqui Lawton, r-Fr., DL	1/0	1/0	--	--	--
Maguire Moss, r-Fr., LS	1/0	1/0	--	--	--
Aden Tagaloa-Nelson, Fr., S	1/0	1/0	--	--	--

^ - Jared Bartlett's totals include 4 GP in 2019
 @ - Beanie Bishop 13/0 in 2019 and 4/0 in 2018
 ! - Devin Carter 4/0 in 2018 and 12/11 in 2019
 \$ - Doug Nester 11/0 in 2019
 * - Marcis Floyd 12/7 in 2019 and 4/0 in 2018
 % - Montre Miller 8/0 in 2019 and 4/0 in 2018
 + - Anthony Wilson 2/0 in 2019
 ~ - Lee Kpogba 11/0 in 2019
 = - Luke Hamilton 12/0 in 2019 and 2/0 in 2018

Offense

Position	No.	Name	Ht.	Wt.	Cl.	GP	GS	Hometown
WR (Z)	7	Traylon Ray	6-3	190	Fr.	11	4	Tallahassee, Fla./North Florida Christian
or	84	Hudson Clement	6-1	197	r-Fr.	10	7	Martinsburg, W.Va./Martinsburg
WR (H)	5	Devin Carter	6-3	215	r-Sr.	60	51	Clayton, N.C./Clayton/NC State
	2	Rodney Gallagher III	5-10	167	Fr.	12	2	Uniontown, Pa./Laurel Highlands
LT	74	Wyatt Milum	6-6	310	Jr.	35	31	Kenova, W.Va./Spring Valley
	60	Johnny Williams IV	6-7	308	Fr.	4	0	Macon, Ga. (Northeast)
LG	55	Tomas Rimac	6-6	318	r-So.	24	15	Brunswick, Ohio/Brunswick
	56	Sullivan Weidman	6-5	323	r-Fr.	7	0	Ashland, Ky./Spring Valley
C	50	Brandon Yates	6-4	316	r-Jr.	47	32	Middletown, Del./Liberty (Las Vegas, Nev.)
	67	Landen Livingston	6-4	294	r-Fr.	2	0	Leo, Ind./Leo
RG	66	Ja'Quay Hubbard	6-5	326	r-Jr.	26	14	Sharpsville, Pa./Sharpsville/Virginia
	56	Sullivan Weidman	6-5	323	r-Fr.	7	0	Ashland, Ky./Spring Valley
RT	72	Doug Nester	6-7	320	Sr.	56	51	Kenova, W.Va./Spring Valley/Virginia Tech
	58	Nick Malone	6-5	298	r-Jr.	39	4	Morgantown, W.Va./Morgantown
TE (Y)	87	Kole Taylor	6-7	246	Jr.	44	18	Grand Junction, Colo./Central/LSU
	81	Treylan Davis	6-3	255	r-So.	28	5	Jackson, Ohio/Jackson
WR (X)	29	Preston Fox	5-10	188	r-Fr.	28	6	Morgantown, W.Va./Morgantown
or	13	EJ Horton	6-0	178	Jr.	28	6	Louisville, Ky./Palmetto Academy/Marshall
QB	6	Garrett Greene	5-11	198	Jr.	33	13	Tallahassee, Fla./Chiles
	8	Nicco Marchiol	6-1	226	r-Fr.	10	1	Chandler, Ariz./Hamilton
RB (F)	22	Jahiem White	5-7	190	Fr.	11	2	York, Pa./William Penn Senior
	0	Jaylan Anderson	5-11	214	r-So.	12	1	Perry, Ohio/Perr

Defense

Position	No.	Name	Ht.	Wt.	Cl.	GP	GS	Hometown
DT	96	Edward Vesterinen	6-3	283	Jr.	32	13	Helsinki, Finland/French Finnish School of Helsinki
	97	Jalen Thornton	6-2	277	r-Jr.	43	0	Cincinnati, Ohio/Indian Hill
	92	Asani Redwood	6-3	290	r-Fr.	13	0	Suwanee, Ga./Collins Hill
NT	54	Fatorma Mulbah	6-3	306	r-Jr.	31	0	Harrisburg, Pa./Susquehanna Tnshp/Penn State
	94	Hammond Russell IV	6-3	307	r-So.	13	0	Dublin, Ohio/Dublin Coffman
	92	Corey McIntyre Jr.	6-3	298	Fr.	3	0	Port St. Lucie, Fla./Treasure Coast
DE	51	Sean Martin	6-5	291	Jr.	42	20	Bluefield, W.Va./Bluefield
	3	Tomiwa Durojaiye	6-4	278	r-Fr.	15	0	Philadelphia, Pa./Middletown (Del.)/Kentucky
	55	Davaon Hawkins	6-3	270	s-Sr.	51	17	Lauderhill, Fla./Chaminade-Madonna/Kentucky/Tennessee State
BANDIT	10	Jared Bartlett	6-2	236	r-Jr.	49	25	Miami, Fla./Collins Hill (Ga.)
	8	Tyrin Bradley	6-2	251	Jr.	29	11	Lubbock, Texas/Monterey/Abilene Christian
WLB	1	Lee Kpogba	6-1	234	Sr.	56	34	Winston-Salem, N.C./Parkland/Syracuse/E. Miss. CC
	36	Caden Biser	6-0	230	r-So.	23	0	Keyser, W.Va./Morgantown
MLB	15	Ben Cutter	6-0	223	Fr.	12	7	Denver, N.C./East Lincoln
	18	Tirek Austin-Cave	6-0	230	r-So.	13	0	Keyser, W.Va./Morgantown
SPEAR	24	Marcis Floyd	6-0	197	r-Sr.	56	39	Louisville, Ky./Du Pont Manual/Murray State
	32	Raleigh Collins III	6-2	199	r-Fr.	12	1	Newark, Del./Newmann Gorretti
LCB	14	Malachi Ruffin	5-10	193	r-Jr.	45	15	Nashville, N.C./Nash Central
	6	Jacoby Spells	5-11	184	So.	20	0	Fort Lauderdale, Fla./American Heritage
FS	2	Aubrey Burks	5-11	204	Jr.	28	22	Oakridge, Fla./Auburndale
	34	Avery Wilcox	6-0	204	r-So.	13	0	Ft. Mill, S.C./Ft. Mill
CS	12	Anthony Wilson	5-9	190	r-Jr.	51	48	Columbia, S.C./Spring Valley/Ga. Southern
	24	Marcis Floyd	6-0	197	r-Sr.	56	39	Louisville, Ky./Du Pont Manual/Murray State
RCB	11	Beanie Bishop	5-10	181	r-Sr.	61	23	Louisville, Ky./Pleasure Ridge Park/Minnesota
	6	Jacoby Spells	5-11	184	So.	20	0	Fort Lauderdale, Fla./American Heritage

Special Teams

Position	No.	Name	Ht.	Wt.	Cl.	GP	GS	Hometown
K	22	Michael Hayes	5-9	187	r-Jr.	47	47	Florence, S.C./West Florence/Georgia State
	42	RJ Kocan	5-10	226	r-Fr.	0	0	West Islip, N.Y./St. John the Baptist
H	19	Graeson Malashevich	5-9	183	r-Jr.	41	0	Ceredo, W.Va./Spring Valley
	41	Oliver Straw	6-2	210	So.	23	23	Melbourne, Australia/Mentone Grammar School
P	41	Oliver Straw	6-2	210	So.	23	23	Melbourne, Australia/Mentone Grammar School
	98	Leighton Bechdel	6-0	211	r-Jr.	8	0	Towson, Md./Towson
KO	22	Michael Hayes	5-9	187	r-Jr.	47	47	Florence, S.C./West Florence/Georgia State
LS	43	Austin Brinkman	6-4	235	Jr.	37	37	Bel Air, Md./The John Carroll School
	38	Macquire Moss	6-1	229	r-Fr.	1	0	Batavia, Ill./Batavia
KR	29	Preston Fox	5-10	188	r-Fr.	28	6	Morgantown, W.Va./Morgantown
PR	29	Preston Fox	5-10	188	r-Fr.	28	6	Morgantown, W.Va./Morgantown
	11	Beanie Bishop	5-10	181	r-Sr.	61	23	Louisville, Ky./Pleasure Ridge Park/Minnesota



**2023-24 West Virginia Football
Results and Comparison
All games**

	Date	Opponent		Score	Overall	Conf	Time	Attend
	09/02/2023	at Penn St.	L	15-38	0-1	0-0	3:14	110747
	09/09/2023	Duquesne	W	56-17	1-1	0-0	5:09	50037
	09/16/2023	Pittsburgh	W	17-6	2-1	0-0	3:19	61106
*	09/23/2023	Texas Tech	W	20-13	3-1	1-0	3:41	50071
*	09/30/2023	at TCU	W	24-21	4-1	2-0	3:46	43736
*	10/12/2023	at Houston	L	39-41	4-2	2-1	3:35	32152
*	10/21/2023	Oklahoma St.	L	34-48	4-3	2-2	3:39	51870
*	10/28/2023	at UCF	W	41-28	5-3	3-2	3:19	44136
*	11/04/2023	BYU	W	37-7	6-3	4-2	3:27	50266
*	11/11/2023	at Oklahoma	L	20-59	6-4	4-3	3:35	83525
*	11/18/2023	Cincinnati	W	42-21	7-4	5-3	3:23	43588
*	11/25/2023	at Baylor	W	34-31	8-4	6-3	3:09	36200

Opponent	Score	First Downs				Pen	Rushing Number-Yards	Passing		Total Offense Plays-Yards	Return Yards	Turn- Overs
		Total	Rush	Pass	Comp-Att.-Int			Yards				
Penn St.	15-38	17 / 27	10 / 9	7 / 16	0 / 2	40-146 / 35-146	16-27-0 / 22-30-0	162 / 332	67-308 / 65-478	24 / 17	0 / 0	
Duquesne	56-17	30 / 10	17 / 1	12 / 9	1 / 0	49-304 / 28-3	17-32-0 / 15-32-2	315 / 231	81-619 / 60-234	66 / 0	2 / 2	
Pittsburgh	17-6	14 / 12	9 / 8	3 / 3	2 / 1	51-151 / 36-130	6-11-0 / 8-20-3	60 / 81	62-211 / 56-211	99 / 71	1 / 3	
Texas Tech	20-13	16 / 18	7 / 11	4 / 7	5 / 0	42-157 / 38-160	13-22-2 / 15-43-0	99 / 161	64-256 / 81-321	76 / 134	2 / 0	
TCU	24-21	21 / 23	10 / 12	7 / 11	4 / 0	43-201 / 38-135	10-21-0 / 23-41-0	142 / 298	64-343 / 79-433	50 / 44	0 / 0	
Houston	39-41	26 / 20	11 / 4	14 / 13	1 / 3	44-155 / 26-140	20-38-1 / 21-27-0	391 / 253	82-546 / 53-393	95 / 202	1 / 0	
Oklahoma St.	34-48	24 / 21	13 / 9	9 / 10	2 / 2	44-226 / 33-281	15-30-1 / 24-36-1	249 / 210	74-475 / 69-491	21 / 82	3 / 2	
UCF	41-28	25 / 27	16 / 11	7 / 15	2 / 1	50-286 / 33-189	15-24-0 / 25-36-3	164 / 274	74-450 / 69-463	70 / 18	1 / 4	
BYU	37-7	30 / 20	15 / 7	10 / 12	5 / 1	48-336 / 21-67	16-28-0 / 24-42-0	231 / 210	76-567 / 63-277	0 / 104	0 / 1	
Oklahoma	20-59	17 / 25	10 / 10	5 / 15	2 / 0	41-176 / 42-221	10-31-2 / 23-36-0	154 / 423	72-330 / 78-644	60 / 42	2 / 1	
Cincinnati	42-21	31 / 18	23 / 10	7 / 7	1 / 1	46-424 / 31-141	12-19-1 / 16-27-0	210 / 191	65-634 / 58-332	21 / 30	1 / 0	
Baylor	34-31	23 / 17	11 / 7	10 / 9	2 / 1	37-250 / 37-119	16-25-0 / 17-20-0	269 / 215	62-519 / 57-334	67 / 279	0 / 0	
Totals	379-330	274 / 238	152 / 99	95 / 127	27 / 12	535-2812 / 398-1732	166-308-7 / 233-390-9	2446 / 2879	843-5258 / 788-4611	649 / 1023	13 / 13	



2023-24 West Virginia Football
Overall Team Statistics
All games

Team Statistics

	WVU	OPP
Scoring	379	330
Points per game	31.6	27.5
Points Off Turnovers	41	48
First Downs	274	238
Rushing	152	99
Passing	95	127
Penalty	27	12
Rushing Yardage	2812	1732
Yards gained rushing	2995	2002
Yards lost rushing	183	270
Rushing attempts	535	398
Average per rush	5.3	4.4
Average per game	234.3	144.3
TDs Rushing	31	15
Passing Yardage	2446	2879
Comp-Att-Int	166-308-7	233-390-9
Average per pass	7.9	7.4
Average per catch	14.7	12.4
Average per game	203.8	239.9
TDs Passing	17	25
Total offense	5258	4611
Total plays	843	788
Average per play	6.2	5.9
Average per game	438.2	384.3
Kick returns: #-Yards	19-360	37-953
Punt returns: #-Yards	20-143	12-0
Int returns: #-Yards	9-146	7-70
Kick return average	18.9	25.8
Punt return average	7.2	0.0
Int return average	16.2	10.0
Fumbles-Lost	11-6	11-4
Penalties-Yards	58-532	74-677
Average per game	44.3	56.4
Punts-Yards	42-1732	50-2125
Average per punt	41.2	42.5
Net punt average	41.1	38.7
Kickoffs-Yards	71-4383	63-3770
Average per kick	61.7	59.8
Net kick average	37.2	40.0
Time of possession / game	33:18	26:42
3rd-down conversion	65/161	60/156
3rd-down pct	40%	38%
4rd-down conversion	18/34	13/24



**2023-24 West Virginia Football
Overall Team Statistics
All games**

	WVU	OPP
4rd-down pct	53%	54%
Sacks by-Yards	26-170	9-53
Misc Yards	0	0
Touchdowns scored	48	43
Field goals - attempts	14-17	10-19
On-Side kicks	0-2	1-1
Red-zone scores	(45-54) 83%	(32-38) 84%
Red-zone touchdowns	(34-54) 63%	(24-38) 63%
PAT-attempts	(45-45) 100%	(42-42) 100%
2-point conversion-attempts	(2-3) 67%	(0-0) 0%
Attendance	306938	350496
Games / Avg per game	6/51156	6/58416
Neutral site games	-	0/0

Score by Periods

Team	1st	2nd	3rd	4th	OT	TOT
West Virginia	76	140	75	88	0	379
Opponents	65	82	63	120	0	330



**2023-24 West Virginia Football
Individual Statistics
All games**

Rushing

Player	gp	att	gain	loss	net	avg	td	lg	avg/g
CJ Donaldson	12	171	820	22	798	4.7	11	32	66.5
Jahiem White	11	97	817	25	792	8.2	3	53	72.0
Garrett Greene	11	111	747	39	708	6.4	13	35	64.4
Justin Johnson Jr.	9	38	161	11	150	3.9	1	30	16.7
Jaylen Anderson	6	41	141	12	129	3.1	1	15	21.5
Nicco Marchiol	8	35	169	42	127	3.6	1	22	15.9
Rodney Gallagher	11	15	87	0	87	5.8	0	15	7.9
DJ Oliver	4	10	38	0	38	3.8	1	6	9.5
EJ Horton	10	2	8	0	8	4.0	0	4	0.8
Jarel Williams	12	1	4	0	4	4.0	0	4	0.3
Preston Fox	12	1	3	0	3	3.0	0	3	0.3
Team	12	13	0	32	-32	-2.5	0	0	-2.7
Total	12	535	2995	183	2812	5.3	31	53	234.3
Opponents	12	398	2002	270	1732	4.4	15	58	144.3

Punt Returns

Player	no.	yds	avg	td	lg
Preston Fox	18	145	8.1	0	20
Jacolby Spells	1	-4	-4.0	0	0
Total	20	143	7.2	0	20
Opponents	12	0	0.0	0	11

Interceptions

Player	no.	yds	avg	td	lg
Beanie Bishop Jr.	4	86	21.5	0	40
Malachi Ruffin	1	0	0.0	0	0
Marcis Floyd	1	0	0.0	0	0
Aubrey Burks	1	26	26.0	0	26
Avery Wilcox	1	34	34.0	0	34
Anthony Wilson	1	0	0.0	0	0
Total	9	146	16.2	0	40
Opponents	7	70	10.0	0	21

Passing

Player	gp	effic	comp-att-int	pct	yds	td	lg	avg/g
Garrett Greene	11	141.5	135-254-4	53.1	2178	15	75	198.0
Nicco Marchiol	8	96.9	30-53-3	56.6	247	2	29	30.9
Traylon Ray	11	276.4	1-1-0	100.0	21	0	21	1.9
Total	12	134.3	166-308-7	53.9	2446	17	75	203.8
Opponents	12	138.3	233-390-9	59.7	2879	25	72	239.9

Kick Returns

Player	no.	yds	avg	td	lg
Preston Fox	8	172	21.5	0	33
Jahiem White	7	119	17.0	0	24
Beanie Bishop Jr.	4	69	17.3	0	20
Total	19	360	18.9	0	33
Opponents	37	953	25.8	3	100

Receiving

Player	gp	no.	yds	avg	td	lg	avg/g
Kole Taylor	12	33	411	12.5	4	43	34.3
Devin Carter	11	27	501	18.6	2	49	45.5
Preston Fox	12	26	368	14.2	2	34	30.7
Hudson Clement	10	17	391	23.0	4	70	39.1
Traylon Ray	11	15	230	15.3	2	49	20.9
Rodney Gallagher	11	10	74	7.4	0	14	6.7
EJ Horton	10	10	201	20.1	1	45	20.1
CJ Donaldson	12	9	59	6.6	0	18	4.9
Jaylen Anderson	6	4	42	10.5	0	10	7.0
Cortez Braham	4	3	17	5.7	0	9	4.3
Jahiem White	11	3	110	36.7	2	75	10.0
Justin Johnson Jr.	9	2	4	2.0	0	3	0.4
Treyllan Davis	12	2	2	1.0	0	1	0.2
CJ Cole	11	2	17	8.5	0	10	1.5
Ja'Shaun Poke	2	2	11	5.5	0	11	5.5
Jeremiah Aaron	4	1	8	8.0	0	8	2.0
Total	12	166	2446	14.7	17	75	203.8
Opponents	12	233	2879	12.4	25	72	239.9

Fumble Returns

Player	no.	yds	avg	td	lg
Jared Bartlett	1	0	0.0	0	0
Jalen Thornton	1	0	0.0	0	0
Aubrey Burks	1	0	0.0	0	0
Hudson Clement	1	0	0.0	0	0
Total	4	0	0.0	0	0
Opponents	6	0	0.0	0	0



**2023-24 West Virginia Football
Individual Statistics
All games**

Scoring

Player	td	fg	PAT						pts
			kick	rush	rcv	pass	dxp	saf	
Michael Hayes	-	14-17	43-43	-	-	-	-	-	85
Garrett Greene	13	-	-	-	-	2	-	-	78
CJ Donaldson	11	-	-	-	1	-	-	-	68
Jahiem White	5	-	-	-	-	-	-	-	30
Hudson Clement	4	-	-	-	-	-	-	-	24
Kole Taylor	4	-	-	-	-	-	-	-	24
Traylon Ray	2	-	-	-	1	-	-	-	14
Preston Fox	2	-	-	-	-	-	-	-	12
Devin Carter	2	-	-	-	-	-	-	-	12
Justin Johnson Jr.	1	-	-	-	-	-	-	-	6
Nicco Marchiol	1	-	-	-	-	-	-	-	6
Jaylen Anderson	1	-	-	-	-	-	-	-	6
EJ Horton	1	-	-	-	-	-	-	-	6
DJ Oliver	1	-	-	-	-	-	-	-	6
Danny King	-	-	2-2	-	-	-	-	-	2
Total	48	14-17	45-45	0	2	2	0	0	379
Opponents	43	10-19	42-42	0	0	0	0	0	330

Field Goals

Player	fg	pct.	01-19	20-29	30-39	40-49	50-99	lg	blk
Michael Hayes	14-17	82.4	0-0	6-6	3-3	5-6	0-2	49	0
Opponents	10-19	52.6	0-0	4-4	6-10	0-2	0-3	39	2

FG Sequence

Team Name	West Virginia	Opponents
Pittsburgh	(42)	(21),(36)
Texas Tech	(28),(46)	(39),(34)
TCU	58,(49)	53,46,55
Houston	(27)	
Oklahoma St.	(34),(29)	(37),(29),31
UCF	(24),(41)	
BYU	(46),(22),(23)	50
Oklahoma	48	(23)
Cincinnati	52	
Baylor	(38),(36)	43,(39),32
Penn St.		38,34,(25)
Duquesne		(39)

Numbers in (parentheses) indicate field goal was made

Total Offense

Player	g	plays	rush	pass	total	avg/g
Garrett Greene	11	365	708	2178	2886	262.4
CJ Donaldson	12	171	798	0	798	66.5
Jahiem White	11	97	792	0	792	72.0
Nicco Marchiol	8	88	127	247	374	46.8
Justin Johnson Jr.	9	38	150	0	150	16.7
Jaylen Anderson	6	41	129	0	129	21.5
Rodney Gallagher	11	15	87	0	87	7.9
DJ Oliver	4	10	38	0	38	9.5
Traylon Ray	11	1	0	21	21	1.9
EJ Horton	10	2	8	0	8	0.8
Jarel Williams	12	1	4	0	4	0.3
Preston Fox	12	1	3	0	3	0.3
Team	12	0	-32	0	-32	-2.7
Total	12	843	2812	2446	5258	438.2
Opponents	12	788	1732	2879	4611	384.3

Punting

Player	no.	yds	avg	lg	tb	fc	i20	50+	blk
Oliver Straw	40	1706	42.7	58	1	19	18	7	0
Leighton Bechdel	1	26	26.0	26	0	0	0	0	0
Team	1	0	0.0	0	0	0	0	0	1
Total	42	1732	41.2	58	1	19	18	7	1
Opponents	50	2125	42.5	57	1	18	13	9	1

Kickoffs

Player	no.	yds	avg	tb	ob	retn	net	ydln
Michael Hayes	67	4123	61.5	19	0			
Danny King	4	260	65.0	2	0			
Total	71	4383	61.7	21	0	36	37.2	27
Opponents	63	3770	59.8	28	2	19	40	25



2023-24 West Virginia Football
Individual Statistics
All games

All Purpose

Player	g	rush	rcv	pr	kr	ir	total	avg/g
Jahiem White	11	792	110	0	119	0	1021	92.8
CJ Donaldson	12	798	59	0	0	0	857	71.4
Garrett Greene	11	708	0	0	0	0	708	64.4
Preston Fox	12	3	368	145	172	0	688	57.3
Devin Carter	11	0	501	0	0	0	501	45.5
Kole Taylor	12	0	411	0	0	0	411	34.3
Hudson Clement	10	0	391	0	0	0	391	39.1
Traylon Ray	11	0	230	0	0	0	230	20.9
EJ Horton	10	8	201	0	0	0	209	20.9
Jaylen Anderson	6	129	42	0	0	0	171	28.5
Rodney Gallagher	11	87	74	0	0	0	161	14.6
Beanie Bishop Jr.	12	0	0	0	69	86	155	12.9
Justin Johnson Jr.	9	150	4	0	0	0	154	17.1
Nicco Marchiol	8	127	0	0	0	0	127	15.9
DJ Oliver	4	38	0	0	0	0	38	9.5
Avery Wilcox	11	0	0	0	0	34	34	3.1
Aubrey Burks	11	0	0	0	0	26	26	2.4
CJ Cole	11	0	17	0	0	0	17	1.5
Cortez Braham	4	0	17	0	0	0	17	4.3
Ja'Shaun Poke	2	0	11	0	0	0	11	5.5
Jeremiah Aaron	4	0	8	0	0	0	8	2.0
Jarel Williams	12	4	0	0	0	0	4	0.3
Treylan Davis	12	0	2	0	0	0	2	0.2
Jacolby Spells	10	0	0	-4	0	0	-4	-0.4
Team	12	-32	0	2	0	0	-30	-2.5
Total	12	2812	2446	143	360	146	5907	492.3
Opponents	12	1732	2879	0	953	70	5634	469.5



**2023-24 West Virginia Football
Overall Defense Statistics
All games**

Team Defense

##	Player	gp	Tackles				tfl/yds	Sacks no-yds	Pass defense			Fumbles		blkd	
			ua	a	tot				int-yds	brup	qbh	fr-yds	ff	kick	saf
1	Lee Kpogba	12	39	46	85	6.5-27	3-20	.	1	8	.	1	.	.	
12	Anthony Wilson	12	49	22	71	1.5-3	.	1-0	5	
11	Beanie Bishop Jr.	12	48	11	59	0.5-1	.	4-86	20	
15	Ben Cutter	12	27	24	51	6-28	2-13	.	1	
10	Jared Bartlett	12	26	18	44	4-24	3.5-23	.	1	2	1-0	.	.	.	
13	Hershey McLaurin	11	24	20	44	6-16	0.5-6	.	3	1	
24	Marcis Floyd	10	28	15	43	3.5-19	1-14	1-0	7	5	
2	Aubrey Burks	11	36	7	43	3.5-8	1-2	1-26	4	.	1-0	1	.	.	
14	Malachi Ruffin	12	26	8	34	.	.	1-0	5	
19	Trey Lathan	5	11	16	27	1-1	.	.	2	7	.	1	.	.	
91	Sean Martin	12	15	12	27	5-14	1-7	.	.	4	.	.	1	.	
96	Edward Vesterinen	12	9	13	22	3-12	2-11	.	.	1	
54	Fatorma Mulbah	12	10	12	22	2.5-6	
93	Mike Lockhart	12	10	11	21	9-29	2.5-14	1	.	
3	Tomiwa Durojaiye	12	8	11	19	5-19	3-13	
36	Caden Biser	12	12	7	19	1-1	
8	Tyrin Bradley	11	11	8	19	4-26	2.5-20	.	1	
5	Lance Dixon	6	11	3	14	1-1	.	.	1	
97	Jalen Thornton	12	3	7	10	3.5-14	1.5-8	.	.	.	1-0	.	.	.	
94	Hammond Russell IV	11	4	5	9	0.5-6	0.5-6	
45	Taurus Simmons	11	4	4	8	
6	Jacolby Spells	10	5	2	7	0.5-0	.	.	1	
55	Davoan Hawkins	12	2	4	6	2-8	1-6	.	1	2	.	.	1	.	
33	Jairo Faverus	7	3	2	5	0.5-1	
7	Andrew Wilson-Lamp	11	4	1	5	
32	Raleigh Collins III	8	3	2	5	
18	Tirek Austin-Cave	3	.	3	3	0.5-1	
0	Montre Miller	1	3	.	3	
23	Keyshawn Cobb	2	.	2	2	
20	DJ Oliver	4	1	1	2	
92	Asani Redwood	10	.	2	2	0.5-7	0.5-7	
54	Zach Frazier	12	.	2	2	
31	Christion Stokes	4	.	2	2	0.5-1	
84	Hudson Clement	10	1	.	1	1-0	.	.	.	
34	Avery Wilcox	11	.	1	1	.	.	1-34	
35	Luke Hamilton	11	1	.	1	
7	Traylon Ray	11	.	1	1	
99	Zeiqui Lawton	1	.	1	1	0.5-1	
52	Corey McIntyre Jr.	3	1	.	1	
4	CJ Donaldson	12	.	1	1	
22	Michael Hayes	12	1	.	1	



2023-24 West Virginia Football
Overall Defense Statistics
All games

##	Player	gp	Tackles				Sacks	Pass defense			Fumbles		blkd	
			ua	a	tot	tfl/yds		no-yds	int-yds	brup	qbh	fr-yds	ff	kick
5	Devin Carter	11	1	.	1
87	Kole Taylor	12	.	1	1
55	Tomas Rimac	10	.	1	1
44	Oreyend Fisher	1	.	1	1	0.5-1
58	Nick Malone	12	.	1	1
22	Josiah Jackson	1	1	.	1
26	Justin Johnson Jr.	9	1	.	1
	Totals	12	439	312	751	73-275	26-170	9-146	53	30	4-0	3	3	0
	Opponents	12	458	396	854	59-152	9-53	7-70	39	17	6-0	4	1	0



2023-24 West Virginia Football Team Game-by-Game Comparison All games

Opponent	Score	First Downs				Pen	Rushing Number-Yards	Passing		Total Offense Plays-Yards	Return Yards	Turn- Overs
		Total	Rush	Pass	Comp-Att-Int			Yards				
Penn St.	15-38	17 / 27	10 / 9	7 / 16	0 / 2	40-146 / 35-146	16-27-0 / 22-30-0	162 / 332	67-308 / 65-478	24 / 17	0 / 0	
Duquesne	56-17	30 / 10	17 / 1	12 / 9	1 / 0	49-304 / 28-3	17-32-0 / 15-32-2	315 / 231	81-619 / 60-234	66 / 0	2 / 2	
Pittsburgh	17-6	14 / 12	9 / 8	3 / 3	2 / 1	51-151 / 36-130	6-11-0 / 8-20-3	60 / 81	62-211 / 56-211	99 / 71	1 / 3	
Texas Tech	20-13	16 / 18	7 / 11	4 / 7	5 / 0	42-157 / 38-160	13-22-2 / 15-43-0	99 / 161	64-256 / 81-321	76 / 134	2 / 0	
TCU	24-21	21 / 23	10 / 12	7 / 11	4 / 0	43-201 / 38-135	10-21-0 / 23-41-0	142 / 298	64-343 / 79-433	50 / 44	0 / 0	
Houston	39-41	26 / 20	11 / 4	14 / 13	1 / 3	44-155 / 26-140	20-38-1 / 21-27-0	391 / 253	82-546 / 53-393	95 / 202	1 / 0	
Oklahoma St.	34-48	24 / 21	13 / 9	9 / 10	2 / 2	44-226 / 33-281	15-30-1 / 24-36-1	249 / 210	74-475 / 69-491	21 / 82	3 / 2	
UCF	41-28	25 / 27	16 / 11	7 / 15	2 / 1	50-286 / 33-189	15-24-0 / 25-36-3	164 / 274	74-450 / 69-463	70 / 18	1 / 4	
BYU	37-7	30 / 20	15 / 7	10 / 12	5 / 1	48-336 / 21-67	16-28-0 / 24-42-0	231 / 210	76-567 / 63-277	0 / 104	0 / 1	
Oklahoma	20-59	17 / 25	10 / 10	5 / 15	2 / 0	41-176 / 42-221	10-31-2 / 23-36-0	154 / 423	72-330 / 78-644	60 / 42	2 / 1	
Cincinnati	42-21	31 / 18	23 / 10	7 / 7	1 / 1	46-424 / 31-141	12-19-1 / 16-27-0	210 / 191	65-634 / 58-332	21 / 30	1 / 0	
Baylor	34-31	23 / 17	11 / 7	10 / 9	2 / 1	37-250 / 37-119	16-25-0 / 17-20-0	269 / 215	62-519 / 57-334	67 / 279	0 / 0	
Totals	379-330	274 / 238	152 / 99	95 / 127	27 / 12	535-2812 / 398-1732	166-308-7 / 233-390-9	2446 / 2879	843-5258 / 788-4611	649 / 1023	13 / 13	

Opponents	3rd Down Conversion	4th Down Conversion	Time of Possession	TOP Margin	Avg Yds/Rush	Avg Yds/Pass	Avg Yds/Play	Punting Number-Avg	Penalties Number-Yards	Sacks
Penn St.	4-14 / 3-9	3-6 / 1-1	31:16 / 28:44	02:32	3.7 / 4.2	6.0 / 11.1	4.6 / 7.4	4-42.0 / 2-37.5	5-55.0 / 1-5.0	1 / 3
Duquesne	6-13 / 5-16	3-5 / 0-1	31:39 / 28:21	03:18	6.2 / 0.1	9.8 / 7.2	7.6 / 3.9	2-39.0 / 7-38.1	4-30.0 / 3-35.0	3 / 1
Pittsburgh	4-12 / 4-13	1-3 / 0-2	33:13 / 26:47	06:26	3.0 / 3.6	5.5 / 4.1	3.4 / 3.8	4-33.3 / 4-51.0	4-52.0 / 9-65.0	1 / 2
Texas Tech	3-13 / 2-18	1-1 / 5-8	34:50 / 25:10	09:40	3.7 / 4.2	4.5 / 3.7	4.0 / 4.0	6-41.0 / 6-49.0	3-20.0 / 9-96.0	2 / 1
TCU	4-13 / 6-16	1-3 / 1-2	33:27 / 26:33	06:54	4.7 / 3.6	6.8 / 7.3	5.4 / 5.5	5-46.0 / 5-43.6	2-10.0 / 7-39.0	5 / 0
Houston	13-19 / 3-9	1-1 / 0-0	36:46 / 23:14	13:32	3.5 / 5.4	10.3 / 9.4	6.7 / 7.4	4-39.5 / 6-41.2	9-84.0 / 7-70.0	2 / 0
Oklahoma St.	8-15 / 8-14	0-2 / 0-0	32:36 / 27:24	05:12	5.1 / 8.5	8.3 / 5.8	6.4 / 7.1	3-45.3 / 3-38.3	5-55.0 / 7-65.0	0 / 1
UCF	7-15 / 9-12	2-2 / 1-2	36:06 / 23:54	12:12	5.7 / 5.7	6.8 / 7.6	6.1 / 6.7	2-42.0 / 1-36.0	4-35.0 / 6-56.0	1 / 1
BYU	3-10 / 3-11	2-4 / 0-3	35:27 / 24:33	10:54	7.0 / 3.2	8.3 / 5.0	7.5 / 4.4	1-37.0 / 4-45.3	10-71.0 / 10-98.0	3 / 0
Oklahoma	4-16 / 8-14	2-4 / 2-2	30:32 / 29:28	01:04	4.3 / 5.3	5.0 / 11.8	4.6 / 8.3	6-41.3 / 3-38.0	2-20.0 / 5-60.0	2 / 0
Cincinnati	6-11 / 5-12	2-2 / 1-1	34:49 / 25:11	09:38	9.2 / 4.5	11.1 / 7.1	9.8 / 5.7	1-56.0 / 6-41.8	5-45.0 / 5-38.0	3 / 0
Baylor	3-10 / 4-12	0-1 / 2-2	28:55 / 31:05	-02:10	6.8 / 3.2	10.8 / 10.8	8.4 / 5.9	4-39.5 / 3-41.0	5-55.0 / 5-50.0	3 / 0
Totals	65-161 / 60-156	18-34 / 13-24	399:36 / 320:24	79:12	5.3 / 4.4	7.9 / 7.4	6.2 / 5.9	42-41.2 / 50-42.5	58-532.0 / 74-677.0	26 / 9

Note: Game totals are displayed in the format TEAM/OPPONENT for each category



**2023-24 West Virginia Football
Team Game-by-Game
All games**

Date	Opponent	Rushing				Receiving				Passing				Kick Returns				Punt Returns				tot off		
		no.	yds	td	lg	no.	yds	td	lg	cmp	att	int	yds	td	lg	no.	yds	td	lg	no.	yds		td	lg
09/02/2023	at Penn St.	40	146	2	17	16	162	0	37	16	27	0	162	0	37	1	20	0	20	1	4	0	4	308
09/09/2023	Duquesne	49	304	4	39	17	315	4	70	17	32	0	315	4	70	0	0	0	0	4	37	0	16	619
09/16/2023	Pittsburgh	51	151	1	17	6	60	1	15	6	11	0	60	1	15	1	18	0	18	2	15	0	12	211
09/23/2023	Texas Tech	42	157	1	19	13	99	1	21	13	22	2	99	1	21	2	31	0	16	3	45	0	20	256
09/30/2023	at TCU	43	201	3	35	10	142	0	30	10	21	0	142	0	30	1	18	0	18	2	32	0	17	343
10/12/2023	at Houston	44	155	3	17	20	391	2	50	20	38	1	391	2	50	5	92	0	24	2	3	0	3	546
10/21/2023	Oklahoma St.	44	226	2	30	15	249	2	45	15	30	1	249	2	45	1	19	0	19	1	2	0	2	475
10/28/2023	at UCF	50	286	5	32	15	164	0	28	15	24	0	164	0	28	1	19	0	19	0	0	0	0	450
11/04/2023	BYU	48	336	2	32	16	231	2	43	16	28	0	231	2	43	0	0	0	0	0	0	0	0	567
11/11/2023	at Oklahoma	41	176	1	15	10	154	2	49	10	31	2	154	2	49	2	55	0	33	2	5	0	5	330
11/18/2023	Cincinnati	46	424	5	47	12	210	1	75	12	19	1	210	1	75	1	21	0	21	2	0	0	0	634
11/25/2023	at Baylor	37	250	2	53	16	269	2	36	16	25	0	269	2	36	4	67	0	24	1	0	0	0	519
West Virginia		535	2812	31	53	166	2446	17	75	166	308	7	2446	17	75	19	360	0	33	20	143	0	20	5258
Opponents		398	1732	15	58	233	2879	25	72	233	390	9	2879	25	72	37	953	3	100	12	0	0	11	4611

West Virginia Averages

Games	Avg/ rush	Avg/ catch	Pass effic	KR avg	PR avg	All purpose avg/game	Total offense avg/game
12	5.3	14.7	134.3	18.9	7.2	492.3	438.2

Date	Opponent	Tackles				Sacks no-yds	Fumble ff fr-yds	Pass Defense			blkd kick	PAT attempts			off				
		ua	a	total	tfl-yds			int-yds	qbh	brup		kick	kick	rush	rcv	saf	t/o	pts	
09/02/2023	at Penn St.	41	22	63	4.0-11	1-6	0	0-0	0-0	3	2	0	1-1	0	1	0	0	0	15
09/09/2023	Duquesne	22	34	56	14.0-39	3-19	0	0-0	2-29	4	3	0	8-8	0	0	0	14	56	
09/16/2023	Pittsburgh	32	34	66	5.0-16	1-9	0	0-0	3-66	2	4	0	2-2	0	0	0	10	17	
09/23/2023	Texas Tech	42	28	70	4.0-24	2-20	1	0-0	0-0	5	11	0	2-2	0	0	0	0	20	
09/30/2023	at TCU	45	28	73	9.0-35	5-23	0	0-0	0-0	5	6	2	3-3	0	0	0	0	24	
10/12/2023	at Houston	32	22	54	6.0-21	2-13	0	0-0	0-0	1	1	0	4-4	0	1	0	0	39	
10/21/2023	Oklahoma St.	40	24	64	6.0-18	0-0	0	1-0	1-0	2	6	1	4-4	0	0	0	0	34	
10/28/2023	at UCF	45	14	59	3.0-11	1-9	1	1-0	3-51	1	4	0	5-5	0	0	0	14	41	
11/04/2023	BYU	36	20	56	8.0-40	3-22	1	1-0	0-0	4	8	0	4-4	0	0	0	3	37	
11/11/2023	at Oklahoma	35	44	79	5.0-19	2-14	0	1-0	0-0	1	2	0	2-2	0	0	0	0	20	
11/18/2023	Cincinnati	31	28	59	4.0-23	3-22	0	0-0	0-0	2	4	0	6-6	0	0	0	0	42	
11/25/2023	at Baylor	38	14	52	5.0-18	3-13	0	0-0	0-0	0	2	0	4-4	0	0	0	0	34	
West Virginia		439	312	751	73.0-275	26-170	3	4-0	9-146	30	53	3	45-45	0	2	0	41	379	
Opponents		458	396	854	59.0-152	9-53	4	6-0	7-70	17	39	1	42-42	0	0	0	48	330	

Date	Opponent	Punting										Field Goals			Kickoffs			
		no.	yds	avg	long	blkd	tb	fc	50+	i20	md-att	long	blkd	no.	yds	avg	tb	ob
09/02/2023	at Penn St.	4	168	42.0	50	0	0	3	1	2	0-0	0	0	2	130	65.0	1	0
09/09/2023	Duquesne	2	78	39.0	52	0	0	0	1	1	0-0	0	0	9	573	63.7	5	0
09/16/2023	Pittsburgh	4	133	33.3	50	1	0	0	1	2	1-1	42	0	4	258	64.5	1	0
09/23/2023	Texas Tech	6	246	41.0	50	0	0	3	1	2	2-2	46	0	5	308	61.6	0	0
09/30/2023	at TCU	5	230	46.0	58	0	0	3	1	3	1-2	49	0	5	324	64.8	3	0
10/12/2023	at Houston	4	158	39.5	47	0	0	1	0	0	1-1	27	0	7	422	60.3	2	0
10/21/2023	Oklahoma St.	3	136	45.3	53	0	0	1	1	0	2-2	34	0	6	368	61.3	2	0
10/28/2023	at UCF	2	84	42.0	43	0	0	1	0	2	2-2	41	0	8	517	64.6	6	0
11/04/2023	BYU	1	37	37.0	37	0	0	1	0	1	3-3	46	0	7	419	59.9	0	0
11/11/2023	at Oklahoma	6	248	41.3	47	0	0	3	0	3	0-1	0	0	4	251	62.8	1	0
11/18/2023	Cincinnati	1	56	56.0	56	0	1	0	1	0	0-1	0	0	7	427	61.0	0	0
11/25/2023	at Baylor	4	158	39.5	42	0	0	3	0	2	2-2	38	0	7	386	55.1	0	0



2023-24 West Virginia Football
Team Game-by-Game
All games

Date	Opponent	Punting										Field Goals			Kickoffs			
		no.	yds	avg	long	blkd	tb	fc	50+	i20	md-att	long	blkd	no.	yds	avg	tb	ob
West Virginia		42	1732	41.2	58	1	1	19	7	18	14-17	49	0	71	4383	61.7	21	0
Opponents		50	2125	42.5	57	1	1	18	9	13	10-19	39	2	63	3770	59.8	28	2



**2023-24 West Virginia Football
Opponents Game-by-Game
All games**

Date	Opponent	Rushing				Receiving				Passing				Kick Returns				Punt Returns				tot off
		no.	yds	td	lg	no.	yds	td	lg	cmp-att-int	yds	td	lg	no.	yds	td	lg	no.	yds	td	lg	
09/02/2023	at Penn St.	35	146	2	14	22	332	3	72	22-30-0	332	3	72	1	19	0	19	1	-2	0	0	478
09/09/2023	Duquesne	28	3	0	7	15	231	2	45	15-32-2	231	2	45	0	0	0	0	0	0	0	0	234
09/16/2023	Pittsburgh	36	130	0	16	8	81	0	27	8-20-3	81	0	27	3	69	0	29	3	2	0	9	211
09/23/2023	Texas Tech	38	160	0	27	15	161	1	26	15-43-0	161	1	26	5	108	0	32	1	0	0	0	321
09/30/2023	at TCU	38	135	1	31	23	298	2	59	23-41-0	298	2	59	2	43	0	23	2	1	0	5	433
10/12/2023	at Houston	26	140	1	58	21	253	4	49	21-27-0	253	4	49	5	184	1	100	2	18	0	11	393
10/21/2023	Oklahoma St.	33	281	4	53	24	210	2	29	24-36-1	210	2	29	4	68	0	25	1	-2	0	0	491
10/28/2023	at UCF	33	189	1	29	25	274	3	34	25-36-3	274	3	34	1	18	0	18	0	0	0	0	463
11/04/2023	BYU	21	67	1	10	24	210	0	23	24-42-0	210	0	23	5	104	0	31	0	0	0	0	277
11/11/2023	at Oklahoma	42	221	3	30	23	423	5	63	23-36-0	423	5	63	2	47	0	28	2	-17	0	0	644
11/18/2023	Cincinnati	31	141	1	25	16	191	2	55	16-27-0	191	2	55	2	14	0	14	0	0	0	0	332
11/25/2023	at Baylor	37	119	1	19	17	215	1	38	17-20-0	215	1	38	7	279	2	96	0	0	0	0	334
Opponents		398	1732	15	58	233	2879	25	72	233-390-9	2879	25	72	37	953	3	100	12	0	0	11	4611
West Virginia		535	2812	31	53	166	2446	17	75	166-308-7	2446	17	75	19	360	0	33	20	143	0	20	5258

Opponents Averages

Games	Avg/ rush	Avg/ catch	Pass effic	KR avg	PR avg	All purpose avg/game	Total offense avg/game
12	4.4	12.4	138.3	25.8	0.0	469.5	384.3

Date	Opponent	Tackles				Sacks no-yds	Fumble ff fr-yds	Pass Defense			blkd kick	PAT attempts			off					
		ua	a	total	tfl-yds			int-yds	qbh	brup		kick	kick	rush	rcv	saf	t/o	pts		
09/02/2023	at Penn St.	45	20	65	6.0-22	3-17	0	0-0	0-0	3	2	0	5-5	0	0	0	0	0	0	38
09/09/2023	Duquesne	36	50	86	4.0-11	1-2	0	2-0	0-0	0	4	0	2-2	0	0	0	0	7	17	
09/16/2023	Pittsburgh	32	48	80	2.0-16	2-16	0	1-0	0-0	0	3	1	0-0	0	0	0	0	0	6	
09/23/2023	Texas Tech	35	42	77	4.0-13	1-6	0	0-0	2-26	0	1	0	1-1	0	0	0	3	13		
09/30/2023	at TCU	32	28	60	5.0-6	0-0	1	0-0	0-0	0	5	0	3-3	0	0	0	0	21		
10/12/2023	at Houston	48	28	76	6.0-12	0-0	0	0-0	1-0	0	7	0	5-5	0	0	0	7	41		
10/21/2023	Oklahoma St.	39	28	67	9.0-15	1-3	1	2-0	1-16	1	1	0	6-6	0	0	0	17	48		
10/28/2023	at UCF	45	26	71	2.0-11	1-9	2	1-0	0-0	3	3	0	4-4	0	0	0	0	28		
11/04/2023	BYU	40	36	76	4.0-5	0-0	0	0-0	0-0	1	2	0	1-1	0	0	0	0	7		
11/11/2023	at Oklahoma	30	44	74	8.0-15	0-0	0	0-0	2-12	8	6	0	8-8	0	0	0	7	59		
11/18/2023	Cincinnati	42	24	66	4.0-9	0-0	0	0-0	1-16	0	1	0	3-3	0	0	0	7	21		
11/25/2023	at Baylor	34	22	56	5.0-17	0-0	0	0-0	0-0	1	4	0	4-4	0	0	0	0	31		
Opponents		458	396	854	59.0-152	9-53	4	6-0	7-70	17	39	1	42-42	0	0	0	48	330		
West Virginia		439	312	751	73.0-275	26-170	3	4-0	9-146	30	53	3	45-45	0	2	0	41	379		

Date	Opponent	Punting										Field Goals			Kickoffs			
		no.	yds	avg	long	blkd	tb	fc	50+	i20	md-att	long	blkd	no.	yds	avg	tb	ob
09/02/2023	at Penn St.	2	75	37.5	46	0	0	0	0	0	1-3	25	0	7	443	63.3	6	0
09/09/2023	Duquesne	7	267	38.1	49	0	0	0	0	0	1-1	39	0	4	175	43.8	0	1
09/16/2023	Pittsburgh	4	204	51.0	56	0	1	1	2	1	2-2	36	0	3	189	63.0	2	0
09/23/2023	Texas Tech	6	294	49.0	54	0	0	2	4	0	2-2	39	0	4	244	61.0	2	0
09/30/2023	at TCU	5	218	43.6	57	0	0	2	1	0	0-3	0	2	4	228	57.0	2	0
10/12/2023	at Houston	6	247	41.2	50	0	0	4	1	3	0-0	0	0	6	364	60.7	1	0
10/21/2023	Oklahoma St.	3	115	38.3	46	1	0	0	0	1	2-3	37	0	9	585	65.0	7	0
10/28/2023	at UCF	1	36	36.0	36	0	0	1	0	0	0-0	0	0	4	187	46.8	1	1
11/04/2023	BYU	4	181	45.3	50	0	0	4	1	3	0-1	0	0	2	103	51.5	1	0
11/11/2023	at Oklahoma	3	114	38.0	45	0	0	1	0	0	1-1	23	0	10	628	62.8	4	0
11/18/2023	Cincinnati	6	251	41.8	48	0	0	2	0	3	0-0	0	0	4	260	65.0	2	0
11/25/2023	at Baylor	3	123	41.0	49	0	0	1	0	2	1-3	39	0	6	364	60.7	0	0



2023-24 West Virginia Football
Opponents Game-by-Game
All games

Date	Opponent	Punting										Field Goals			Kickoffs			
		no.	yds	avg	long	blkd	tb	fc	50+	i20	md-att	long	blkd	no.	yds	avg	tb	ob
	Opponents	50	2125	42.5	57	1	1	18	9	13	10-19	39	2	63	3770	59.8	28	2
	West Virginia	42	1732	41.2	58	1	1	19	7	18	14-17	49	0	71	4383	61.7	21	0



2023-24 West Virginia Football
By Quarter Statistics
All games

3rd-Down Conversions

Date	Opponent	Score	Overall	1st Qtr	2nd Qtr	3rd Qtr	4th Qtr	Overtime
09/02/2023	at Penn St.	L 15-38	4-14 28.6	1-4 25.0	0-2 0.0	1-4 25.0	2-4 50.0	0-0 0.0
09/09/2023	Duquesne	W 56-17	6-13 46.2	3-4 75.0	0-2 0.0	1-2 50.0	2-5 40.0	0-0 0.0
09/16/2023	Pittsburgh	W 17-6	4-12 33.3	1-3 33.3	2-3 66.7	0-2 0.0	1-4 25.0	0-0 0.0
09/23/2023	Texas Tech	W 20-13	3-13 23.1	2-3 66.7	1-6 16.7	0-3 0.0	0-1 0.0	0-0 0.0
09/30/2023	at TCU	W 24-21	4-13 30.8	1-3 33.3	2-4 50.0	1-3 33.3	0-3 0.0	0-0 0.0
10/12/2023	at Houston	L 39-41	13-19 68.4	4-5 80.0	2-5 40.0	4-4 100.0	3-5 60.0	0-0 0.0
10/21/2023	Oklahoma St.	L 34-48	8-15 53.3	3-4 75.0	2-3 66.7	2-4 50.0	1-4 25.0	0-0 0.0
10/28/2023	at UCF	W 41-28	7-15 46.7	1-3 33.3	3-5 60.0	1-2 50.0	2-5 40.0	0-0 0.0
11/04/2023	BYU	W 37-7	3-10 30.0	0-2 0.0	2-3 66.7	0-2 0.0	1-3 33.3	0-0 0.0
11/11/2023	at Oklahoma	L 20-59	4-16 25.0	1-4 25.0	0-4 0.0	2-4 50.0	1-4 25.0	0-0 0.0
11/18/2023	Cincinnati	W 42-21	6-11 54.5	2-4 50.0	1-2 50.0	2-2 100.0	1-3 33.3	0-0 0.0
11/25/2023	at Baylor	W 34-31	3-10 30.0	2-3 66.7	1-3 33.3	0-2 0.0	0-2 0.0	0-0 0.0
West Virginia			65-161 40.4	21-42 50.0	16-42 38.1	14-34 41.2	14-43 32.6	0-0 0.0
Opponents			60-156 38.5	15-33 45.5	18-47 38.3	15-37 40.5	12-39 30.8	0-0 0.0

4th-Down Conversions

Date	Opponent	Score	Overall	1st Qtr	2nd Qtr	3rd Qtr	4th Qtr	Overtime
09/02/2023	at Penn St.	L 15-38	3-6 50.0	1-1 100.0	0-1 0.0	1-2 50.0	1-2 50.0	0-0 0.0
09/09/2023	Duquesne	W 56-17	3-5 60.0	0-0 0.0	1-2 50.0	0-1 0.0	2-2 100.0	0-0 0.0
09/16/2023	Pittsburgh	W 17-6	1-3 33.3	0-1 0.0	0-0 0.0	1-1 100.0	0-1 0.0	0-0 0.0
09/23/2023	Texas Tech	W 20-13	1-1 100.0	0-0 0.0	1-1 100.0	0-0 0.0	0-0 0.0	0-0 0.0
09/30/2023	at TCU	W 24-21	1-3 33.3	0-0 0.0	0-0 0.0	1-2 50.0	0-1 0.0	0-0 0.0
10/12/2023	at Houston	L 39-41	1-1 100.0	0-0 0.0	0-0 0.0	0-0 0.0	1-1 100.0	0-0 0.0
10/21/2023	Oklahoma St.	L 34-48	0-2 0.0	0-0 0.0	0-0 0.0	0-0 0.0	0-2 0.0	0-0 0.0
10/28/2023	at UCF	W 41-28	2-2 100.0	1-1 100.0	0-0 0.0	0-0 0.0	1-1 100.0	0-0 0.0
11/04/2023	BYU	W 37-7	2-4 50.0	1-1 100.0	0-0 0.0	0-1 0.0	1-2 50.0	0-0 0.0
11/11/2023	at Oklahoma	L 20-59	2-4 50.0	0-0 0.0	1-3 33.3	0-0 0.0	1-1 100.0	0-0 0.0
11/18/2023	Cincinnati	W 42-21	2-2 100.0	1-1 100.0	0-0 0.0	0-0 0.0	1-1 100.0	0-0 0.0
11/25/2023	at Baylor	W 34-31	0-1 0.0	0-0 0.0	0-0 0.0	0-0 0.0	0-1 0.0	0-0 0.0
West Virginia			18-34 52.9	4-5 80.0	3-7 42.9	3-7 42.9	8-15 53.3	0-0 0.0
Opponents			13-24 54.2	0-1 0.0	3-6 50.0	3-6 50.0	7-11 63.6	0-0 0.0

Time of Possession

Date	Opponent	Score	Overall	1st Qtr	2nd Qtr	3rd Qtr	4th Qtr	Overtime
09/02/2023	at Penn St.	L 15-38	31:16	05:48	09:36	07:17	08:35	00:00
09/09/2023	Duquesne	W 56-17	31:39	04:43	09:13	06:53	10:50	00:00
09/16/2023	Pittsburgh	W 17-6	33:13	05:10	08:30	09:54	09:39	00:00
09/23/2023	Texas Tech	W 20-13	34:50	09:46	11:39	07:45	05:40	00:00
09/30/2023	at TCU	W 24-21	33:27	07:04	08:58	07:22	10:03	00:00
10/12/2023	at Houston	L 39-41	36:46	11:41	07:49	05:22	11:54	00:00
10/21/2023	Oklahoma St.	L 34-48	32:36	03:12	15:18	05:18	08:48	00:00
10/28/2023	at UCF	W 41-28	36:06	09:08	09:36	06:08	11:14	00:00
11/04/2023	BYU	W 37-7	35:27	08:34	09:43	08:23	08:47	00:00



2023-24 West Virginia Football
By Quarter Statistics
All games

Date	Opponent		Score	Overall	1st Qtr	2nd Qtr	3rd Qtr	4th Qtr	Overtime
11/11/2023	at Oklahoma	L	20-59	30:32	08:47	08:00	08:03	05:42	00:00
11/18/2023	Cincinnati	W	42-21	34:49	10:09	05:30	10:17	08:53	00:00
11/25/2023	at Baylor	W	34-31	28:55	04:52	13:54	04:20	05:49	00:00
West Virginia			Total	399:36	88:54	117:46	87:02	105:54	00:00
			Avg.	33:18	07:25	09:49	07:15	08:50	00:00
Opponents			Total	320:24	63:28	89:52	66:50	100:14	00:00
			Avg.	26:42	05:17	07:29	05:34	08:21	00:00



**2023-24 West Virginia Football
Red-Zone Results
All games**

West Virginia Inside Opponent Red-Zone

Date	Opponent	Score	Times In RZ	Times Scored	Total		Rush TDs	Pass TDs	FGs Made	Failed to score inside RZ					
					Pts	TDs				FGA	Down	Int	Fumb	Half	Game
09/02/2023	at Penn St.	L 15-38	2	2	15	2	2	0	0	0	0	0	0	0	0
09/09/2023	Duquesne	W 56-17	6	5	35	5	4	1	0	0	0	0	1	0	0
09/16/2023	Pittsburgh	W 17-6	4	2	14	2	1	1	0	0	1	0	1	0	0
09/23/2023	Texas Tech	W 20-13	3	3	17	2	1	1	1	1	0	0	0	0	0
09/30/2023	at TCU	W 24-21	3	2	14	2	2	0	0	0	1	0	0	0	0
10/12/2023	at Houston	L 39-41	4	4	25	3	3	0	1	1	0	0	0	0	0
10/21/2023	Oklahoma St.	L 34-48	5	4	20	2	2	0	2	2	1	0	0	0	0
10/28/2023	at UCF	W 41-28	8	7	41	5	5	0	2	2	0	0	0	0	1
11/04/2023	BYU	W 37-7	6	6	30	3	2	1	3	3	0	0	0	0	0
11/11/2023	at Oklahoma	L 20-59	4	3	20	3	1	2	0	0	1	0	0	0	0
11/18/2023	Cincinnati	W 42-21	6	4	28	4	4	0	0	0	0	1	0	0	1
11/25/2023	at Baylor	W 34-31	3	3	13	1	1	0	2	2	0	0	0	0	0
Totals 45 of 54 (83.3%)			54	45	272	34	28	6	11	11	4	1	2	0	2

Opponents Inside West Virginia Red-Zone

Date	Opponent	Score	Times In RZ	Times Scored	Total		Rush TDs	Pass TDs	FGs Made	Failed to score inside RZ					
					Pts	TDs				FGA	Down	Int	Fumb	Half	Game
09/02/2023	Penn St.	L 15-38	5	4	24	3	2	1	1	2	0	0	0	0	0
09/09/2023	Duquesne	W 56-17	2	2	10	1	0	1	1	1	0	0	0	0	0
09/16/2023	Pittsburgh	W 17-6	2	2	6	0	0	0	2	2	0	0	0	0	0
09/23/2023	Texas Tech	W 20-13	3	2	10	1	0	1	1	1	1	0	0	0	0
09/30/2023	TCU	W 24-21	1	0	0	0	0	0	0	0	1	0	0	0	0
10/12/2023	Houston	L 39-41	3	3	21	3	1	2	0	0	0	0	0	0	0
10/21/2023	Oklahoma St.	L 34-48	6	5	27	3	2	1	2	3	0	0	0	0	0
10/28/2023	UCF	W 41-28	3	3	21	3	1	2	0	0	0	0	0	0	0
11/04/2023	BYU	W 37-7	2	1	7	1	1	0	0	1	0	0	0	0	0
11/11/2023	Oklahoma	L 20-59	7	7	45	6	3	3	1	1	0	0	0	0	0
11/18/2023	Cincinnati	W 42-21	2	2	14	2	1	1	0	0	0	0	0	0	0
11/25/2023	Baylor	W 34-31	2	1	7	1	1	0	0	1	0	0	0	0	0
Totals 32 of 38 (84.2%)			38	32	192	24	12	12	8	12	2	0	0	0	0



**2023-24 West Virginia Football
Games Played
All games**

##	Player	GP-GS	PSU	DU	UP	TTU	TCU	UH	OSU	UCF	BYU	OU	UC	Baylor
0	Jaylen Anderson	6/2	START	XXX	START	XXX	...	XXX	...	XXX
0	Montre Miller	1/0	XXX
1	Lee Kpogba	12/12	START	START	START	START	START	START	START	START	START	START	START	START
1	Jeremiah Aaron	4/0	XXX	XXX	XXX	XXX
1	Aubrey Burks	11/11	START	START	START	START	START	...	START	START	START	START	START	START
2	Rodney Gallagher	11/2	...	XXX	XXX	XXX	XXX	XXX	XXX	XXX	START	START	XXX	XXX
3	Tomiwa Durojaiye	12/0	XXX	XXX	XXX	XXX	XXX	XXX	XXX	XXX	XXX	XXX	XXX	XXX
3	Ja'Shaun Poke	2/0	...	XXX	XXX
4	CJ Donaldson	12/8	XXX	START	START	START	START	START	START	XXX	START	START	XXX	XXX
5	Lance Dixon	6/1	XXX	XXX	XXX	XXX	START	XXX
5	Devin Carter	11/9	START	...	START	START	START	START	START	START	START	START	XXX	XXX
6	Garrett Greene	11/11	START	START	START	...	START	START	START	START	START	START	START	START
6	Jacoby Spells	10/0	...	XXX	XXX	XXX	XXX	XXX	XXX	XXX	XXX	XXX	XXX	...
7	Andrew Wilson-Lamp	11/2	START	START	XXX	XXX	XXX	XXX	XXX	...	XXX	XXX	XXX	XXX
7	Traylon Ray	11/4	XXX	...	XXX	XXX	XXX	XXX	START	START	XXX	XXX	START	START
8	Nicco Marchiol	8/1	XXX	XXX	XXX	START	XXX	XXX	XXX	XXX	...
8	Tyrin Bradley	11/0	XXX	XXX	XXX	XXX	XXX	XXX	XXX	XXX	XXX	XXX	...	XXX
10	Jared Bartlett	12/12	START	START	START	START	START	START	START	START	START	START	START	START
10	Jarel Williams	12/0	XXX	XXX	XXX	XXX	XXX	XXX	XXX	XXX	XXX	XXX	XXX	XXX
11	Cortez Braham	4/2	START	START	XXX	XXX
11	Beanie Bishop Jr.	12/12	START	START	START	START	START	START	START	START	START	START	START	START
12	Anthony Wilson	12/12	START	START	START	START	START	START	START	START	START	START	START	START
13	Hershey McLaurin	11/7	START	START	START	START	XXX	START	START	...	XXX	XXX	XXX	START
13	EJ Horton	10/2	XXX	XXX	XXX	XXX	XXX	START	XXX	START	XXX	XXX
14	Malachi Ruffin	12/10	XXX	XXX	START	START	START	START	START	START	START	START	START	START
15	Ben Cutter	12/7	XXX	XXX	XXX	XXX	XXX	START	START	START	START	START	START	START
15	Scott Kean	0/0
15	Noah Massey	2/0	...	XXX	XXX	...
16	Sean Boyle	0/0
17	Jackson Crist	0/0
18	Tirek Austin-Cave	3/0	XXX	XXX	XXX
18	Grant Cochran	0/0
19	Graeson Malashevich	10/0	XXX	XXX	XXX	XXX	XXX	XXX	XXX	XXX	XXX	XXX
19	Trey Lathan	5/5	START	START	START	START	START
20	DJ Oliver	4/0	...	XXX	XXX	...	XXX	XXX
22	Michael Hayes	12/0	XXX	XXX	XXX	XXX	XXX	XXX	XXX	XXX	XXX	XXX	XXX	XXX
22	Josiah Jackson	1/0	...	XXX
22	Jahiem White	11/2	...	XXX	XXX	XXX	XXX	XXX	XXX	XXX	XXX	XXX	START	START
23	Keyshawn Cobb	2/0	XXX	XXX
24	Marcis Floyd	10/5	XXX	XXX	XXX	START	XXX	START	START	START	START	XXX
25	Tyler Evans	3/0	...	XXX	XXX	XXX
25	Jordan Jackson	3/0	...	XXX	XXX	XXX
26	Justin Johnson Jr.	9/1	XXX	XXX	XXX	...	XXX	START	XXX	XXX	XXX	XXX
27	Davis Mallinger	1/0	XXX
28	Aden Tagaloa-Nelson	1/0	...	XXX
29	Preston Fox	12/5	XXX	XXX	XXX	START	START	XXX	XXX	XXX	START	XXX	START	START
29	Deuce Shabazz	0/0
30	Brayden Dudley	0/0
30	Judah Price	0/0
31	Christian Stokes	4/0	...	XXX	XXX	XXX	...	XXX	...
32	Raleigh Collins III	8/0	...	XXX	...	XXX	XXX	...	XXX	XXX	XXX	XXX	XXX	...
33	Jairo Faverus	7/0	XXX	XXX	XXX	XXX	XXX	XXX	XXX
34	Avery Wilcox	11/0	...	XXX	XXX	XXX	XXX	XXX	XXX	XXX	XXX	XXX	XXX	XXX
35	Luke Hamilton	11/0	XXX	XXX	XXX	XXX	XXX	XXX	...	XXX	XXX	XXX	XXX	XXX
36	Caden Biser	12/0	XXX	XXX	XXX	XXX	XXX	XXX	XXX	XXX	XXX	XXX	XXX	XXX
36	Noah Braham	0/0
37	Jayden Bell	0/0
38	Macquire Moss	1/0	...	XXX
38	Donald Brandel	4/0	...	XXX	XXX	XXX	XXX
39	Danny King	3/0	...	XXX	XXX	...	XXX



**2023-24 West Virginia Football
Games Played
All games**

##	Player	GP-GS	PSU	DU	UP	TTU	TCU	UH	OSU	UCF	BYU	OU	UC	Baylor
39	Quayvon Cyrus	0/0
40	Josiah Trotter	0/0
41	Oliver Straw	12/0	XXX	XXX	XXX	XXX	XXX	XXX	XXX	XXX	XXX	XXX	XXX	XXX
41	Kam Shallis	0/0
42	RJ Kocan	0/0
43	Austin Brinkman	12/0	XXX	XXX	XXX	XXX	XXX	XXX	XXX	XXX	XXX	XXX	XXX	XXX
43	Colin McBee	5/0	XXX	XXX	XXX	XXX	...	XXX
44	Oreyend Fisher	1/0	...	XXX
45	Taurus Simmons	11/0	...	XXX	XXX	XXX	XXX	XXX	XXX	XXX	XXX	XXX	XXX	XXX
46	Luke Savino	0/0
47	Anthony Del Negro	0/0
48	Tyler Cain	3/0	XXX	XXX	XXX
48	Nate Flower	0/0
49	Taran Fitzpatrick	1/0	...	XXX
49	Austin Welch	0/0
50	Brandon Yates	12/11	START	START	START	START	START	START	START	START	START	START	START	XXX
52	Nick Krahe	2/0	...	XXX	XXX
52	Corey McIntyre Jr.	3/0	...	XXX	XXX	...	XXX	...
54	Zach Frazier	12/12	START	START	START	START	START	START	START	START	START	START	START	START
54	Fatorma Mulbah	12/0	XXX	XXX	XXX	XXX	XXX	XXX	XXX	XXX	XXX	XXX	XXX	XXX
55	Tomas Rimac	10/10	START	START	START	START	START	START	START	START	START	START
55	Davaon Hawkins	12/0	XXX	XXX	XXX	XXX	XXX	XXX	XXX	XXX	XXX	XXX	XXX	XXX
56	Sullivan Weidman	7/0	...	XXX	XXX	XXX	XXX	XXX	XXX	XXX
56	James Heard Jr.	2/0	...	XXX	XXX	...
58	Nick Malone	12/4	XXX	START	XXX	XXX	XXX	START	XXX	XXX	START	XXX	START	XXX
60	Johnny Williams IV	4/0	...	XXX	XXX	...	XXX	XXX
63	Bryce Biggs	6/0	XXX	XXX	XXX	XXX	XXX	XXX
64	Cooper Young	2/0	...	XXX	XXX
66	Ja'Quay Hubbard	10/3	...	XXX	...	XXX	XXX	START	START	XXX	XXX	XXX	XXX	START
67	Landen Livingston	3/0	...	XXX	XXX	...	XXX	...
71	Maurice Hamilton	0/0
72	Doug Nester	11/10	START	START	START	START	START	START	START	START	...	START	XXX	START
74	Wyatt Milum	11/11	START	START	START	START	START	...	START	START	START	START	START	START
76	Charlie Katarincic	2/0	...	XXX	XXX	...
80	TJ Johnson	0/0
81	Treytan Davis	12/5	START	XXX	XXX	XXX	START	START	XXX	XXX	XXX	XXX	START	START
82	Victor Wikstrom	8/0	XXX	XXX	XXX	XXX	XXX	XXX	XXX	XXX
83	CJ Cole	11/0	...	XXX	XXX	XXX	XXX	XXX	XXX	XXX	XXX	XXX	XXX	XXX
84	Hudson Clement	10/7	XXX	START	START	START	START	START	START	XXX	XXX	START
85	Ryan Wolfe	0/0
86	Will Dixon	4/0	...	XXX	XXX	XXX	XXX
87	Derek Berlitz	1/0	...	XXX
87	Kole Taylor	12/10	START	START	START	START	XXX	START	START	START	START	START	START	XXX
88	Donovan Grayson	0/0
89	DJ Cotton	1/0	...	XXX
89	Carson Everhart	0/0
91	Sean Martin	12/12	START	START	START	START	START	START	START	START	START	START	START	START
92	Asani Redwood	10/0	XXX	XXX	XXX	XXX	XXX	XXX	XXX	XXX	XXX	XXX
93	Mike Lockhart	12/12	START	START	START	START	START	START	START	START	START	START	START	START
94	Hammond Russell IV	11/0	XXX	XXX	XXX	XXX	XXX	XXX	...	XXX	XXX	XXX	XXX	XXX
95	Zachariah Keith	0/0
96	Edward Vesterinen	12/12	START	START	START	START	START	START	START	START	START	START	START	START
97	Jalen Thornton	12/0	XXX	XXX	XXX	XXX	XXX	XXX	XXX	XXX	XXX	XXX	XXX	XXX
98	Leighton Bechdel	6/0	...	XXX	XXX	XXX	XXX	...	XXX	XXX
98	Harry Hilvert	1/0	...	XXX
99	Zeiqui Lawton	1/0	...	XXX
99	Ronan Swope	0/0