

MEDIA INFORMATION



DECEMBER 27, 2023 CHARLOTTE, N.C.

2023 DUKE'S MAYO BOWL



Charlotte Sports Foundation

4250 Congress Street, Suite 900
 Charlotte, NC 28209
 (704) 644-4047 phone
 www.dukesmayobowl.com



GENERAL INFORMATION

- 1 Table of Contents
- 1 Quick Facts
- 2 Charlotte Sports Foundation
- 3 Duke's Mayonnaise
- 11 Rich History of the Duke's Mayo Bowl

TEAM INFORMATION

- 4-6 University of North Carolina
- 7-9 West Virginia University

RECORD BOOK

- 14-15 Individual Records
- 16-17 Team Records
- 17 Scoring Records
- 18 Head Coaching Results
- 18 Conference Results
- 18 School Results
- 19 Most Valuable Players

BOWL HISTORY

- 20-21 2002 - Virginia 48, #15 West Virginia 22
- 22-23 2003 - Virginia 23, Pittsburgh 16
- 24-25 2004 - #25 Boston College 37, North Carolina 24
- 26-27 2005 - NC State 14, South Florida 0
- 28-29 2006 - #23 Boston College 25, Navy 24
- 30-31 2007 - Wake Forest 24, UConn 10
- 32-33 2008 - West Virginia 31, North Carolina 30
- 34-35 2009 - Pittsburgh 19, North Carolina 17
- 36-37 2010 - South Florida 31, Clemson 26
- 38-39 2011 - NC State 31, Louisville 24
- 40-41 2012 - Cincinnati 48, Duke 34
- 42-43 2013 - North Carolina 39, Cincinnati 17
- 44-45 2014 - #13 Georgia 37, #20 Louisville 14
- 46-47 2015 - Mississippi State 51, NC State 28
- 48-49 2016 - #18 Virginia Tech 35, Arkansas 24
- 50-51 2017 - Wake Forest 55, Texas A&M 52
- 52-53 2018 - Virginia 28, South Carolina 0
- 54-55 2019 - Kentucky 37, Virginia Tech 30
- 56-57 2020 - Wisconsin 42, Wake Forest 28
- 56-57 2021 - South Carolina 38, North Carolina 21
- 58-59 2022 - Maryland 16, #23 NC State 12

QUICK FACTS

Name Duke's Mayo Bowl
 Date & Time Wednesday, Dec. 27, 2023, 5:30 p.m.
 Teams North Carolina (8-4) vs. West Virginia (8-4)
 Location Bank of America Stadium
 Charlotte, N.C.
 Title Sponsor Duke's Mayonnaise
 Game Operator Charlotte Sports Foundation
 Executive Director Danny Morrison

Television ESPN
 Matt Barrie (Play by Play)
 Dan Mullen (Analyst)
 Harry Lyles Jr. (Sideline)
 Radio ESPN Radio
 Mike Couzens (Play by Play)
 Charles Arbuckle (Analyst)
 Mike Peasley (Sideline)

Credits:

The 2023 Duke's Mayo Bowl Media Guide was created and edited by Frank Kay with assistance from the bowl staff, and the North Carolina and West Virginia sports information offices. Photos provided by - sports information offices, Duke's Mayonnaise and bowl archives (The Anything Group, Taylor Banner, Jeff Williams, Fred Rose, Allen King, Jane Edwards, Miller Yoho and Frank Kay). Cover by Luv-Munkay Design.



CHARLOTTE SPORTS FOUNDATION



The Charlotte Sports Foundation is a 501(c)(3) created in 2013 to provide leadership for sports-based initiatives that enhance the economy and quality of life in the Charlotte region. CSF provides unique events and business opportunities around professional, collegiate and amateur sporting events, highlighted by the annual Duke's Mayo Bowl, as well as regular season Duke's Mayo Classic football game and the Jumpman Invitation presented by Novant Health college basketball event.



**Executive Director
Danny Morrison**

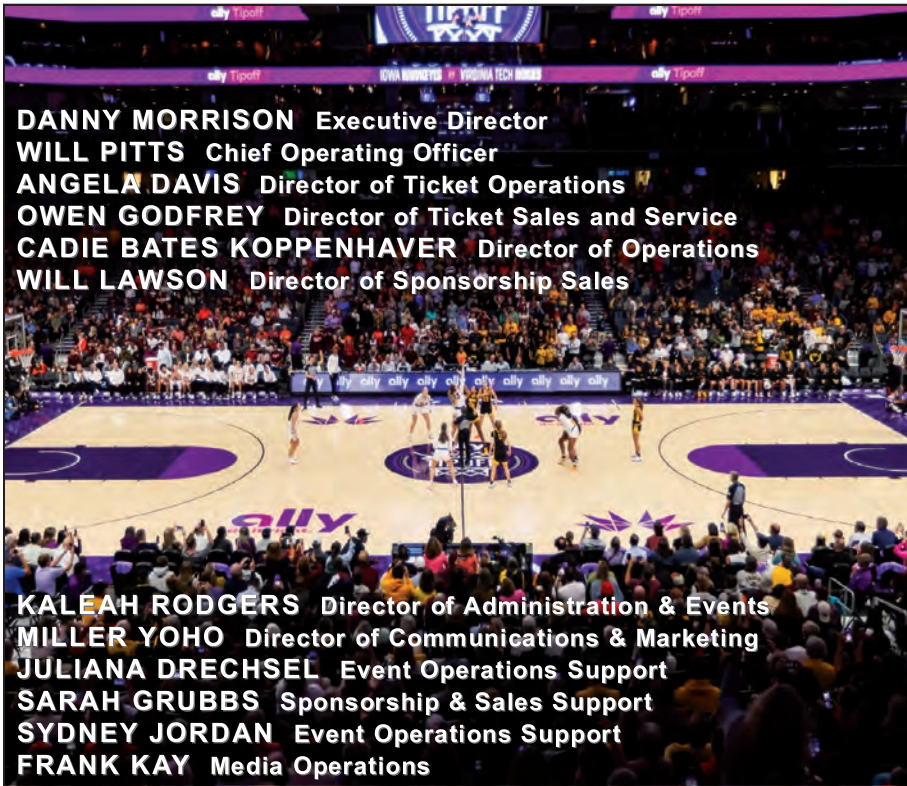
These efforts are intended to create a positive economic impact in the region, as well as to enhance the quality of life.

The organization's board of directors is comprised of regional business, industry and civic leaders who have a track record of bringing sports and economic development to the area.

Fans can visit the local organizing committee's official website, www.charlottesports.org, for more information about the games and events in the city of Charlotte.

BOARD OF DIRECTORS

- Darius Adamczyk**, Honeywell
- Francisco Alvarado**, Marand Builders
- Jeffrey Brown**, Ally
- Heath Campbell**, Truist
- Derick Close**, Springs Creative
- Chris Clunie**, Davidson College
- Kieth Cockrell**, Bank of America
- Kristi Coleman**, Carolina Panthers
- Malcomb Coley**, Ernst & Young
- Thomas Davis**, Consultant
- Dena Diorio**, Mecklenburg County
- Saad Ehtisham**, Novant Health
- Sheldon Francis**, Barings
- John Giannuzzi**, Deloitte
- Johnny Harris**, Lincoln Harris
- Mike Hill**, Charlotte 49ers Athletics
- Marcus Jones**, City of Charlotte
- Luke Kuechly**, Consultant
- Luke Kissam**, Consultant
- Janet LaBar**, CLT Regional Business Alliance
- Carol Lovin**, Atrium Health
- Steve Luquire**, Luquire
- Danny Morrison**, CSF
- Tom Murray**, CRVA
- Jim Phillips**, ACC
- Jon Pollack**, Consultant
- Jimmy Rayburn**, Raycom Sports
- Pat Rodgers**, Rodgers Builders
- Mark Schuler**, Accenture
- Andrea Smith**, Consultant
- Marcus Smith**, Speedway Motorsports
- Michael Smith**, Center City Partners
- Ron Smith**, McMillan Pazdan Smith
- Adam Sperling**, Quail Hollow Club
- Nicole Tepper**, Tepper Sports & Ent.
- Will Webb**, Consultant
- Ed Weisiger**, Weisiger Group
- Fred Whitfield**, Charlotte Hornets
- Steve Young**, Duke Energy



DANNY MORRISON Executive Director
WILL PITTS Chief Operating Officer
ANGELA DAVIS Director of Ticket Operations
OWEN GODFREY Director of Ticket Sales and Service
CADIE BATES KOPPENHAVER Director of Operations
WILL LAWSON Director of Sponsorship Sales

KALEAH RODGERS Director of Administration & Events
MILLER YOHO Director of Communications & Marketing
JULIANA DRECHSEL Event Operations Support
SARAH GRUBBS Sponsorship & Sales Support
SYDNEY JORDAN Event Operations Support
FRANK KAY Media Operations

DUKE'S MAYONNAISE



OUR HISTORY



Eugenia Thomas was born in Columbus, Georgia in 1881, the youngest of ten children. Her father, a tailor, owned his own shop and no doubt contributed to Eugenia's knack for business in her early years. In 1900, 19-year-old Thomas married Harry Duke, and their daughter Martha was born a year later. Nearly a decade later, the family relocated to Greenville, South Carolina for Harry's new job at Southern Power Company.

During the early 1900s, Greenville thrived as a central point of the southern textile industry. The city's booming economy laid the foundation for Eugenia Duke's future business to take off. When the United States joined the Allies in 1917, an influx of soldiers arrived in Greenville to train at Camp Sevier, a National Guard Training Camp that operated from 1917 until early in 1919.

It was at Camp Sevier that the Duke's Mayonnaise legacy began. Noting the hardworking, hungry soldiers-in-training, Eugenia Duke began selling sandwiches slathered with her homemade mayonnaise starting in 1917. Popular favorites like chicken salad, pimento cheese, and egg salad cost a dime each, and Duke made a profit of 2 cents per sandwich – about 40 cents in today's dollars. On the day that Eugenia sold her 11,000th sandwich, she invested in a delivery truck that enabled her to distribute her increasingly popular sandwiches to more people than ever before. Eugenia's sandwiches and the mayonnaise that gave them their special flavor were so unforgettably delicious that years after they'd left the camp, soldiers wrote to Eugenia begging for her sandwich recipes and jars of her delectable spread.

Greenville locals noticed how famous Eugenia's sandwiches were becoming at the camp and began asking where they could buy Duke's sandwiches in town. After the war ended, Eugenia began selling her sandwiches at local drugstores including Carpenter Brothers, Community Drug Store, and Greenville Pharmacy. Then she converted the first floor of Greenville's historic Otteray Hotel into Duke's Tea Room, where she sold her sandwiches and a variety of side dishes. By the early 1920s, word of Eugenia's delicious sandwiches was spreading rapidly. The kitchen in Eugenia's Manly Street home was too small to keep up with all the orders she received, so she built a separate kitchen building on her property to keep up with the sandwich requests that flooded in every week.

In 1923, Eugenia's top salesman, C.B. Boyd, noticed something important. Eugenia's classic and simple sandwiches were delicious, but it was her tangy spread that was truly distinctive and kept people wanting more. Though her sandwich enterprise was still flourishing, Boyd urged Duke to shift her efforts to the mayonnaise that made her sandwiches so flavorful. As a result, Duke began selling her mayonnaise as a separate product. Together with her accountant J. Allen Hart, Duke opened an office on the South Main Street in Greenville's West End and began producing her original mayonnaise in an old coach factory building next to the Reedy River. Sure enough, Duke's Mayonnaise took off and Eugenia sold her sandwich business to Hart in order to focus her attention solely on the spread. The sandwich operation, named Duke Sandwich Company, still operates in Greenville today.

By 1929, Eugenia was struggling to keep up with the ever-increasing demand for her famous mayonnaise. C.B. Boyd advised Duke to sell her business, and The C.F. Sauer Company – another family-owned and operated business – was happy to take over and continue spreading Duke's across the United States. Eugenia served as C.F. Sauer's mayonnaise spokeswoman, but eventually left South Carolina for California to be closer to her daughter. Always the businesswoman, Duke revived her sandwich-selling enterprise in California and sold her homemade sandwiches to local drugstores and cafes. She operated under the name the Duchess Sandwich Company.

Until the 1960s, The C.F. Sauer Company promoted Duke's Mayonnaise and Sauer's spices side by side. The Joan Brooks Show, which aired dur-

ing the late 1940s and was broadcasted all the way to Miami, introduced Duke's and Sauer's products to families throughout the southeast. Sponsored solely by C.F. Sauer (and eventually renamed The Sauer Show), The Joan Brooks Show featured popular musicians and actors like Wilson Angel and Hollace Shaw. Fans flocked to Richmond's Mosque Theater to enjoy the live show, which featured luxurious giveaways like refrigerators and fine china. In addition to her appearances on The Joan Brooks Show, Hollace Shaw was the face of C.F. Sauer's The House of Sauer television advertisements. In the ads, Shaw played the role of a wise homemaker eager to educate viewers about new, en vogue recipes that used Duke's and Sauer's products.

Throughout the 1960s, The C.F. Sauer Company continued to grow Duke's distribution and popularity, developing it into the brand you know and love today. During the mid-1980s and 1990s, Duke's Greenville, South Carolina plant underwent extensive improvements and a major expansion and light mayonnaise joined Duke's family of products. In 2003, Duke's introduced the squeeze bottle, an innovation that revolutionized mayonnaise packaging. Another packaging revolution followed soon thereafter as companies began to replace their glass jars with more economical plastic ones. Duke's was quick to follow suit, adopting a plastic jar in 2006.

For its 90th anniversary in 2007, Duke's launched a Taste Tour with its mobile kitchen and visited a variety of food shows and minor league baseball games throughout the southeast. The Taste Tour has since expanded to St. Louis and the surrounding area, and the trailer visits multiple family food festivals every summer.

Also in 2007, the "smooth and creamy" red ribbon was added to the label. The label was originally intended to mark the anniversary year, but Duke's fans loved it so much that it remains on the jar label to this day. Another noteworthy change came in 2009, when many major mayonnaise brands switched from their classic 32-ounce jars to 30-ounce jars. In keeping with tradition, Duke's refused to downsize and continues to sell mayonnaise in full 32-ounce jars.


Duke's continues to innovate, introducing light mayonnaise with olive oil in 2012 and a 1-cup squeezable pouch in 2015. Duke's 1-cup pouch quickly gained popularity for its simplicity and portability. It's perfect for 1-cup recipes and is easy to pack for a picnic or share at a cookout.

In recent years, Duke's has embraced its cult following throughout the southeast. Jingle and testimonial fan contests, a feature in the Pimento Cheese Please documentary, a brand ambassador program, and sponsorship of local events like the Hanover Tomato Festival and Broad Appétit in the Richmond, Virginia area have brought Duke's closer to its fan base than ever before.

Duke's celebrated its 100th anniversary in April 2017 with a new jar label, recipe contest, a fan-designed special edition t-shirt contest, and a celebration in Duke's hometown, Greenville, South Carolina.

Over the past 100 years, Duke's has cultivated a vibrant history of commitment to family recipes, traditions, and authenticity. This commitment is the reason that our fans love to keep the Duke's legacy alive.

In 2019, Falfurrias Capital Partners of Charlotte, North Carolina, acquired Duke's Mayonnaise and its parent company, The C.F. Sauer Company. The new owners grew up on Duke's Mayonnaise and are loyal fans of the spread.





NORTH CAROLINA

Quick Facts

Name:.....University of North Carolina
 Location:.....Chapel Hill, North Carolina
 Founded:1789
 Chancellor:.....Kevin Guskiewicz
 Athletics Director:Bubba Cunningham
 Enrollment:19,743 (undergraduate)
 Nickname:.....Tar Heels
 Colors:Carolina Blue & White
 Bowl Record:15-22

Head Coach MACK BROWN



Brown's Overall Record: 282-148-1, 35 years
Brown's Record at UNC: 107-72-1, 15 years



North Carolina Football in Charlotte 5-7 overall, 1-4 in Duke's Mayo Bowl

Year	School	Score	Event Name
2023	South Carolina	W, 31-17	Duke's Mayo Classic
2022	Clemson	L, 39-10	ACC Championship
2021	South Carolina	L, 38-21	Duke's Mayo Bowl
2019	South Carolina	W, 24-20	Belk College Kickoff
2015	Clemson	L, 45-37	ACC Championship
2015	South Carolina	L, 17-13	Belk College Kickoff
2013	Cincinnati	W, 39-17	Belk Bowl
2009	Pittsburgh	L, 19-17	Meineke Car Care Bowl
2008	West Virginia	L, 31-30	Meineke Car Care Bowl
2004	Boston College	L, 37-24	Continental Tire Bowl
1999	NC State	W, 10-6	
1998	NC State	W, 37-34 OT	

2023 Results

Date	Opponent	Score
Sept. 2	South Carolina (Charlotte)	W, 31-17
Sept. 9	vs. Appalachian State	W, 40-34
Sept. 16	vs. Minnesota	W, 31-13
Sept. 23	at Pittsburgh *	W, 41-24
Oct. 7	vs. Syracuse *	W, 40-7
Oct. 14	vs. Miami *	W, 41-31
Oct. 21	vs. Virginia *	L, 31-27
Oct. 28	at Georgia Tech *	L, 46-42
Nov. 4	vs. Campbell	W, 59-7
Nov. 11	vs. Duke *	W, 47-45
Nov. 18	at Clemson *	L, 31-20
Nov. 25	at NC State *	L, 39-20

Record: 8-4 overall, 4-4 ACC*

COACHING STAFF

Gene ChizikDefensive Coordinator
 Lonnie GallowayAssistant HC/ Pass Game Coord. / WRs
 Tommy ThigpenCo-Defensive Coord. / Inside LBs
 Charlton WarrenCo-Defensive Coord. / DBs
 Chip LindseyOffensive Coord. / QBs
 Larry PorterSpecial Teams / RBs
 Randy ClementsOffensive Line
 Tim CrossDefensive Line
 Jason JonesCornerbacks
 Freddie KitchensRun Game Coord. / TEs
 Darrell MoodySenior Advisor to the Head Coach
 Sparky WoodsSenior Advisor to the Head Coach
 Brian HessHead Strength and Conditioning Coach

TAR HEELS



DEPTH CHART OFFENSE

Pos	No	Name	Ht, Wt, Yr.
LT	61	DIEGO POUNDS	6-5.5, 330, SO.
	76	William Barnes	6-4, 320, Sr.
LG	63	ED MONTILUS	6-3.25, 315, GR.
	64	Malik McGowan	6-3.5, 320, Jr.
C	53	WILLIE LAPMKIN	5-11, 290, JR.
-or-	54	CHANCE CARROLL	6-2, 295, JR.
RG	76	WILLIAM BARNES	6-4, 320, SR.
	52	Jonathan Adorno	6-4, 315, Sr.
RT	75	SPENCER ROLLAND	6-6, 315, GR.
	78	Trevyon Green	6-7.5, 340, R-Fr.
TE	82	DEEMS MAY	6-1.75, 230, R-FR.
	87	Cort Halsey	6-2, 215, Fr.
	89	Cal Tierney	6-5, 235, R-Fr.
QB	15	CONNER HARRELL	6-0.5, 205, R-FR.
	14	Jefferson Boaz	6-7, 235, Jr.
RB	28	OMARION HAMPTON	6-0, 220, SO.
	24	British Brooks	5-11, 225, Gr.
	4	Caleb Hood	5-11.5, 225, Jr.
WR	2	GAVIN BLACKWELL	5-11.5, 180, SO.
	3	Chris Culliver	6-1, 185, Fr.
WR	8	KOBE PAYSOUR	6-0.5, 190, SO.
	6	Nate McCollum	5-8.5, 185, Jr.
	7	Christian Hamilton	5-11, 185, Fr.
WR	5	J.J. JONES	6-2.25, 210, JR.
	11	Paul Billups	6-1.5, 195, Fr.

DEFENSE

Pos	No	Name	Ht, Wt, Yr.
PE	10	DESMOND EVANS	6-6.25, 275, SR.
	12	Beau Atkinson	6-5.5, 270, R-Fr.
NOSE	98	KEVIN HESTER JR.	6-3.5, 315, SR.
-or-	0	TOMARI FOX	6-3, 300, SR.
	4	Travis Shaw	6-5.25, 335, So.
3 TECH	8	MYLES MURPHY	6-4.5, 310, SR.
-or-	5	JAHVAREE RITZIE	6-4.5, 295, JR.
JACK	25	KAIMON RUCKER	6-1.5, 265, SR.
	3	Amari Gainer	6-3.5, 235, Gr.
LB (MIKE)	17	AMARE CAMPBELL	6-0, 230, FR.
	30	Michael Short	6-3, 225, Fr.
LB (WILL)	23	POWER ECHOLS	6-0, 225, JR.
	34	Caleb LaVallee	6-0.25, 225, Fr.
CB	29	MARCUS ALLEN	6-1.5, 185, SO.
	15	Tre Miller	5-9.5, 175, Fr.
BOUND. S	1	STICK LANE	5-8.5, 190, GR.
	13	Ayden Duncanson	6-0.25, 185, Fr.
FIELD S	2	DON CHAPMAN	6-1, 200, SR.
	27	Gio Biggers	6-1.5, 200, Gr.
CB	9	ARMANI CHATMAN	6-0, 205, GR.
	21	Kaleb Cost	5-10, 190, Fr.
STAR	21	KALEB COST	5-10, 190, FR.
-or-	26	D.J. JONES	5-10.5, 200, SR.

SPECIAL TEAMS

Pos	No	Name	Ht, Wt, Yr.
PK	98	NOAH BURNETTE	5-10, 175, JR.
	37	Liam Boyd	6-0, 200, R-Fr.
KS	37	LIAM BOYD	6-0, 200, R-FR.
P	96	TOM MAGINNESS	6-0.25, 205, SO.
S	61	DREW LITTLE	5-11.25, 240, GR.
	62	Spencer Triplett	6-2, 235, Jr.
H	92	COLE MAYNARD	6-1, 180, SO.
KR	3	CHRIS CULLIVER	6-1, 185, FR.
	28	Omarion Hampton	6-0, 220, So.
PR	6	NATE MCCOLLUM	5-8.5, 185, JR.
	21	Kaleb Cost	5-10, 190, Fr.

2023 STATISTICS

TOTAL OFFENSE	G	Plays	Rush	Pass	Total	Avg	
Drake Maye	12	537	449	3,608	4,057	338.08	
Omarion Hampton	12	234	1,442	0	1,442	120.17	
British Brooks	11	71	318	0	318	28.91	
Conner Harrell	4	11	50	71	121	30.25	
PASSING	G	Comp-Att-Int	Pct	Yds	TD	Avg	
Drake Maye	12	269-425-9	63.3	3,608	24	300.67	
Conner Harrell	4	4-6-0	66.7	71	1	17.25	
RUSHING	G	Rush	Yards	Avg	TD	LP	Avg/G
Omarion Hampton	12	234	1,442	6.2	15	68	120.2
Drake Maye	12	112	449	4.0	9	56	37.4
British Brooks	11	71	318	4.5	2	29	28.9
RECEIVING	G	Rec	Yards	Avg	TD	LP	Avg/G
Devontez Walker	8	41	699	17.05	7	56	87.38
J.J. Jones	12	42	658	15.67	2	57	54.83
Bryson Nesbit	12	41	585	14.27	5	62	48.75
Nate McCollum	9	39	428	10.97	1	48	47.56
SCORING	TD	FG	2x	PAT	Pts		
Noah Burnette	-	18-19	-	42-42	96		
Omarion Hampton	16	-	-	-	96		
Drake Maye	9	-	2	-	56		
Devontez Walker	7	-	-	-	42		
PUNTING	No	Yards	Avg	LP	Blocked		
Tom Maginness	29	1,153	39.8	57	0		
RETURNS	PUNT			KICK			
	No	Yds	Avg	No	Yds	Avg	
Alijah Huzzie	7	112	16.00				
Tychaun Chapman				4	83	20.75	
DEFENSIVE	UT	AT	Total	TFL	Sacks		
Cedric Gray	64	57	121	11.0-64	5.0-48		
Power Echols	55	36	91	5.5-11	0-0		
Don Chapman	41	19	60	4.5-7	1.0-4		
Kaimon Rucker	30	26	56	12.0-96	8.5-81		
INTERCEPTIONS	No	Yds	Avg	TD	LP		
Alijah Huzzie	3	33	11.0	0	33		
Don Chapman	2	7	3.5	0	7		
Armani Chatman	2	0	0.0	0	0		
TEAM STATISTICS	UNC		OPP				
Scoring (Avg)	439 (36.58)		325 (27.08)				
First Downs	300		275				
Rushing Yards	2,365		1,957				
Rushing Attempts	457		474				
Passing Yards	3,682		2,908				
Comp-Att-Int	274-433-9		256-408-12				
Total Offense	6,047		4,865				
Avg Yards Per Game	503.9		405.4				
Fumbles-Lost	8-5		15-9				
Penalties-Yards	85-802		82-660				
3rd Down Conv/Pct	85-174/49%		67-173/39%				
Touchdowns Scored	54		40				

WEST VIRGINIA



NUMERICAL ROSTER

No.	Name	Pos.
0	Jaylen Anderson	RB
0	Montre Miller	CB
1	Lee Kpogba	LB
2	Aubrey Burks	S
2	Rodney Gallagher III	WR
3	Tomiwa Durojaiye	DL
4	CJ Donaldson Jr.	RB
5	Devin Carter	WR
6	Garrett Greene	QB
6	Jacoby Spells	CB
7	Traylon Ray	WR
8	Tyrin Bradley	BAN
8	Nicco Marchiol	QB
10	Jared Bartlett	BAN
10	Jarel Williams	WR
11	Beanie Bishop Jr.	CB
12	Anthony Wilson	S
13	EJ Horton	WR
14	Malachi Ruffin	CB
15	Ben Cutter	LB
15	Scott Kean	QB
15	Noah Massey	WR
16	Sean Boyle	QB
17	Jackson Crist	QB
18	Tirek Austin-Cave	LB
18	Grant Cochran	QB
19	Trey Lathan	LB
19	Graeson Malashevich	WR
20	DJ Oliver	RB
22	Michael Hayes	K
22	Josiah Jackson	CB
22	Jahiem White	RB
24	Marcis Floyd	S
25	Tyler Evans	WR
25	Jordan Jackson	CB
28	Aden Tagaloa-Nelson	S
29	Preston Fox	WR
29	Deuce Shabazz II	DB
30	Brayden Dudley	BAN
30	Judah Price	RB
32	Raleigh Collins III	SP
33	Jairo Faverus	LB
34	Avery Wilcox	S
35	Luke Hamilton	FB
36	Caden Biser	LB
36	Noah Braham	TE
37	Jayden Bell	CB
38	Donald Brandel	LB
38	Macguire Moss	LS
39	Quayvon Cyrus	CB
40	Josiah Trotter	LB
40	Kam Shallis	LB
41	Oliver Straw	P
42	RJ Kocan	K
43	Austin Brinkman	LS
43	Colin McBee	FB
44	Oryend Fisher	DL
45	Taurus Simmons	DL
46	Luke Savino	P
48	Tyler Cain	LB
48	Nate Flower	K
49	Taran Fitzpatrick	WR
50	Brandon Yates	OL
52	Nick Krahe	DL
52	Corey McIntyre Jr.	OL
54	Zach Frazier	DL
54	Fatorma Mulbah	DL
55	Davoon Hawkins	DL
55	Tomas Rimac	DL
56	Sullivan Weidman	OL
58	Nick Malone	OL
60	Johnny Williams IV	OL
63	Bryce Biggs	OL
64	Cooper Young	OL
66	Ja'Quay Hubbard	OL
67	Landen Livingston	OL
71	Maurice Hamilton	OL
72	Doug Nester	OL
74	Wyatt Milum	OL
76	Charlie Katarincic	OL
80	TJ Johnson	TE
81	Treylian Davis	TE
82	Victor Wikstrom	TE
83	C.J. Cole	WR
84	Hudson Clement	WR
86	Will Dixon	TE
87	Derek Berlitz	DL
87	Kole Taylor	TE
88	Donovan Grayson	DL
89	DJ Cotton	DL
89	Carson Everhart	TE
91	Sean Martin	DL
92	Asani Redwood	DL
94	Hammond Russell IV	DL
95	Zachariah Keith	DL
96	Edward Vesterinen	DL
97	Jalen Thornton	DL
98	Leighton Bechdel	P/LS
98	Harry Hilvert	DL
99	Zeiqui Lawton	DL
99	Ronan Swope	P

WEST VIRGINIA MOUNTAINEERS

No.	Name	Pos.	Ht.	Wt.	Yr.	Hometown/ High School/ Previous School
0	Jaylen Anderson	RB	5-11	214	R-So.	Perry, Ohio/ Perry
18	Tirek Austin-Cave	LB	6-1	231	Jr.	Pennsauken, N.J./ Camden/ Miami
10	Jared Bartlett	BAN	6-2	238	R-Jr.	Miami, Fla./ Collins Hill (Ga.)
98	Leighton Bechdel	P/LS	6-0	212	R-Jr.	Towson, Md./ Towson
37	Jayden Bell	CB	5-10	153	Fr.	Fort Lauderdale, Fla./ St. Thomas Aquinas
87	Derek Berlitz	DL	6-1	259	R-Fr.	Catawissa, Pa./ Southern Columbia
63	Bryce Biggs	OL	6-4	310	R-So.	Ashland, Ky./ Spring Valley
36	Caden Biser	LB	6-0	228	R-So.	Keyser, W.Va./ Morgantown
11	Beanie Bishop Jr.	CB	5-10	184	R-Sr.	Louisville, Ky./ Pleasure Ridge Park/ Western Kentucky/ Minnesota
16	Sean Boyle	QB	6-2	210	Fr.	Charlotte, N.C./ Charlotte Catholic
8	Tyrin Bradley	BAN	6-3	255	Jr.	Lubbock, Texas/ Monterey/ Abilene Christian
36	Noah Braham	TE	6-3	238	Fr.	Morgantown, W.Va./ University
38	Donald Brandel	LB	6-0	220	R-Fr.	Morgantown, W.Va./ University
43	Austin Brinkman	LS	6-4	237	Jr.	Bel Air, Md./ The John Carroll School
2	Aubrey Burks	S	5-11	204	Jr.	Oakridge, Fla./ Auburndale
48	Tyler Cain	LB	6-2	245	R-Fr.	Beaver Falls, Pa./ Beaver Falls/ Naval Academy Prep
5	Devin Carter	WR	6-3	214	R-Sr.	Clayton, N.C./ Clayton/ NC State
84	Hudson Clement	WR	6-1	199	R-Fr.	Martinsburg, W.Va./ Martinsburg
18	Grant Cochran	QB	6-5	220	Fr.	Princeton, W.Va./ Princeton
83	C.J. Cole	WR	6-4	207	R-So.	Washington, Pa./ McGuffey
32	Raleigh Collins III	SP	6-2	203	R-Fr.	Newark, Del./ Neumann Goretti
89	DJ Cotton	DL	6-2	264	Fr.	Reston, Va./ The Avalon School
17	Jackson Crist	QB	6-2	210	R-So.	Canfield, Ohio/ Canfield
15	Ben Cutter	LB	6-0	224	Fr.	Denver, N.C./ East Lincoln
39	Quayvon Cyrus	CB	6-1	183	Fr.	Parkersburg, W.Va./ Parkersburg
81	Treylian Davis	TE	6-3	258	R-So.	Jackson, Ohio/ Jackson
86	Will Dixon	TE	6-5	231	R-Fr.	Hillsborough, N.J./ Hillsborough
4	CJ Donaldson Jr.	RB	6-1	238	So.	Miami, Fla./ Gulliver Prep
30	Brayden Dudley	BAN	6-2	255	R-So.	Buford, Ga./ Mill Creek
3	Tomiwa Durojaiye	DL	6-4	278	R-Fr.	Philadelphia, Pa./ Middletown Kentucky
25	Tyler Evans	WR	5-7	183	R-Fr.	Austintown, Ohio/ Austintown Fitch
89	Carson Everhart	TE	6-5	232	R-Jr.	East Wenatchee, Wash./ Eastmont
33	Jairo Faverus	LB	6-0	220	R-So.	Amsterdam, The Netherlands/ Bristol Academy of Sports
44	Oryend Fisher	DL	6-7	222	Fr.	Georgetown, Ky./ Great Crossing
49	Taran Fitzpatrick	WR	6-1	193	R-Fr.	Charleston, W.Va./ George Washington
48	Nate Flower	K	6-2	170	Fr.	Fairmont, W.Va./ Fairmont Senior
24	Marcis Floyd	S	6-0	200	R-Sr.	Louisville, Ky./ Du Pont Manual/ Murray State
29	Preston Fox	WR	5-10	187	R-So.	Morgantown, W.Va./ Morgantown
54	Zach Frazier	OL	6-3	310	Jr.	Fairmont, W.Va./ Fairmont Senior
2	Rodney Gallagher III	WR	5-10	172	Fr.	Uniontown, Pa./ Laurel Highlands
88	Donovan Grayson	DL	6-4	242	Fr.	Stafford, Va./ Brooke Point
6	Garrett Greene	QB	5-11	202	Jr.	Tallahassee, Fla./ Chiles
35	Luke Hamilton	FB	5-11	240	R-Sr.	Cumberland, Md./ Fort Hill/ Towson
71	Maurice Hamilton	OL	6-3	316	R-Fr.	Cleveland, Ohio/ Cleveland Heights
55	Davoon Hawkins	DL	6-3	275	R-Sr.	Lauderhill, Fla./ Chaminade-Madonna/ Kentucky/Tennessee State
22	Michael Hayes	K	5-9	187	R-Jr.	Florence, S.C./ West Florence/ Georgia State
98	Harry Hilvert	DL	6-0	250	R-Fr.	Cleves, Ohio/ Taylor
13	EJ Horton	WR	6-0	183	Jr.	Louisville, Ky./ Palmetto Academy/ Marshall
66	Ja'Quay Hubbard	OL	6-5	322	R-Jr.	Hermitage, Pa./ Sharpville/ Virginia
25	Jordan Jackson	CB	5-11	182	Fr.	Fairfield, Ohio/ Fairfield
22	Josiah Jackson	CB	6-0	183	Fr.	Fairfield, Ohio/ Fairfield
80	TJ Johnson	TE	6-3	228	Fr.	Chesapeake, Va./ Oscar Smith
76	Charlie Katarincic	OL	6-4	293	R-Fr.	Pittsburgh, Pa./ Choate Rosemary School (Connecticut)
15	Scott Kean	QB	6-2	203	R-Fr.	Weston, Fla./ St. Thomas Aquinas
95	Zachariah Keith	DL	6-6	257	Fr.	Atlanta, Ga./ Douglas County
42	RJ Kocan	K	5-10	230	R-Fr.	West Islip, N.Y./ St. John The Baptist
1	Lee Kpogba	LB	6-1	234	Sr.	Winston-Salem, N.C./ Parkland/ Syracuse/ East Mississippi CC
52	Nick Krahe	DL	6-6	297	Fr.	Erie, Pa./ Harbor Creek
19	Trey Lathan	LB	6-1	225	R-Fr.	Goulds, Fla./ Gulliver Prep
99	Zeiqui Lawton	DL	6-1	270	R-So.	Charleston, W.Va./ South Charleston/ Cincinnati
67	Landen Livingston	OL	6-4	295	R-Fr.	Leo, Ind./ Leo
19	Graeson Malashevich	WR	5-9	183	R-Jr.	Ceredo, W.Va./ Spring Valley
58	Nick Malone	OL	6-5	298	R-Jr.	Morgantown, W.Va./ Morgantown
8	Nicco Marchiol	QB	6-1	224	R-Fr.	Chandler, Ariz./ Hamilton
91	Sean Martin	DL	6-5	290	Jr.	Bluefield, W. Va./ Bluefield
15	Noah Massey	WR	6-3	238	R-Sr.	Houston, Texas/ Spring Westfield/ Bowling Green/ Angelo State
43	Colin McBee	FB	6-0	236	R-Fr.	Morgantown, W.Va./ University
52	Corey McIntyre Jr.	DL	6-3	298	Fr.	Port St. Lucie, Fla./ Treasure Coast
0	Montre Miller	CB	5-11	188	R-Sr.	Blythewood, S.C./ Westwood/ Kent State
74	Wyatt Milum	OL	6-6	312	Jr.	Kenova, W.Va./ Spring Valley
38	Macguire Moss	LS	6-1	224	R-Fr.	Batavia, Ill./ Batavia
54	Fatorma Mulbah	DL	6-3	305	R-Jr.	Harrisburg, Pa./ Susquehanna Township/ Penn State
72	Doug Nester	OL	6-7	319	Sr.	Kenova, W.Va./ Spring Valley/ Virginia Tech
20	DJ Oliver	RB	5-10	239	Fr.	Perry, Fla./ Port Saint Joe
30	Judah Price	RB	5-7	179	Fr.	Sophia, W.Va./ Independence
7	Traylon Ray	WR	6-3	193	Fr.	Tallahassee, Fla./ North Florida Christian
92	Asani Redwood	DL	6-3	288	R-Fr.	Suwanee, Ga./ Collins Hill
55	Tomas Rimac	OL	6-6	314	R-So.	Brunswick, Ohio/ Brunswick
14	Malachi Ruffin	CB	5-10	194	R-Sr.	Nashville, N.C./ Nash Central
94	Hammond Russell IV	DL	6-3	303	R-So.	Dublin, Ohio/ Dublin Coffman
46	Luke Savino	P	5-10	172	Fr.	Somers, N.Y./ Somers
29	Deuce Shabazz II	DB	5-11	187	R-So.	Marietta, Ga./ Harrison
41	Kam Shallis	LB	5-10	215	Fr.	Inwood, W.Va./ Martinsburg
45	Taurus Simmons	DL	6-2	246	Jr.	Savannah, Ga./ Jenkins
6	Jacoby Spells	CB	5-11	186	So.	Fort Lauderdale, Fla./ American Heritage
41	Oliver Straw	P	6-2	211	So.	Melbourne, Australia/ Mentone Grammar School
99	Ronan Swope	P	5-11	161	R-So.	King of Prussia, Pa./ Malvern Prep
28	Aden Tagaloa-Nelson	S	6-1	197	Fr.	Lexington, Ky./ Woodford County
87	Kole Taylor	TE	6-7	250	Jr.	Grand Junction, Colo./ Central/ LSU
97	Jalen Thornton	DL	6-2	278	R-Jr.	Cincinnati, Ohio/ Indian Hill
40	Josiah Trotter	LB	6-2	242	Fr.	Philadelphia, Pa./ Saint Joseph's Prep
96	Edward Vesterinen	DL	6-3	284	Jr.	Helsinki, Finland/ French Finnish School of Helsinki
56	Sullivan Weidman	OL	6-5	320	R-Fr.	Franklin, Mass./ Dexter Southfield
22	Jahiem White	RB	5-7	192	Fr.	York, Pa./ William Penn Senior
82	Victor Wikstrom	TE	6-4	265	R-So.	Uppsala, Sweden/ RIG Celsiusskolan
34	Avery Wilcox	S	6-0	205	R-So.	Ft. Mill, S.C./ Ft. Mill
10	Jarel Williams	WR	6-2	206	R-Fr.	Saraland, Ala./ Saraland
60	Johnny Williams IV	OL	6-7	307	Fr.	Macon, Ga./ Northeast
12	Anthony Wilson	S	5-9	191	R-Jr.	Columbia, S.C./ Spring Valley/ Georgia Southern
50	Brandon Yates	OL	6-4	309	R-Jr.	Middletown, Del./ Liberty (Las Vegas, Nev.)
64	Cooper Young	OL	6-5	320	Fr.	Downingtown, Pa./ Downingtown West

R - redshirt



WEST VIRGINIA

Quick Facts

Name:.....West Virginia University
 Location:.....Morgantown, West Virginia
 Founded:.....1867
 President:.....E. Gordon Gee
 Director of Athletics:Wren Baker
 Enrollment:28,000+
 Nickname:Mountaineers
 Colors:Gold (PMS 124) and Blue (PMS 295)
 Bowl Record:16-23

Head Coach NEAL BROWN



Brown's Overall Record: 65-45, 9 years
Brown's Record at WVU: 30-29, 5 years



West Virginia Football in Charlotte 2-2 overall, 1-1 in Duke's Mayo Bowl

Year	School	Score	Event Name
2018	Tennessee	W, 40-14	Belk College Kickoff
2008	North Carolina	W, 31-30	Meineke Car Care Bowl
2002	Virginia	L, 48-22	Continental Tire Bowl
1999	East Carolina	L, 30-23	

2023 Results

Date	Opponent	Score
Sept. 2	at #7 Penn State	L, 38-15
Sept. 9	vs. Duquesne	W, 56-17
Sept. 16	vs. Pittsburgh	W, 17-6
Sept. 23	vs. Texas Tech *	W, 20-13
Sept. 30	at TCU *	W, 24-21
Oct. 12	at Houston *	L, 41-39
Oct. 21	vs. Oklahoma State *	L, 48-34
Oct. 28	at UCF *	W, 41-28
Nov. 4	vs. BYU *	W, 37-7
Nov. 11	at Oklahoma *	L, 59-20
Nov. 18	vs. Cincinnati *	W, 42-21
Nov. 25	at Baylor *	W, 34-31

Record: 8-4 overall, 6-3 Big 12*

COACHING STAFF

- Matt MooreAssistant Head Coach/Offensive Line
- Jordan LesleyDefensive Coordinator/OLBs
- Chad ScottOffensive Coordinator/RBs
- ShaDon Brown.....Co-Defensive Coordinator/DBs
- Jeff KoonzSpecial Teams Coordinator/ILBs
- Sean Reagan.....Passing Game Coordinator/QBs
- Andrew JacksonDefensive Line
- Bilal Marshall.....Receivers
- Blaine StewartTight Ends
- Dontae WrightSafeties
- Mike JosephStrength and Conditioning

MOUNTAINEERS



DEPTH CHART OFFENSE

Pos	No	Name	Ht, Wt, Yr
WR	29	PRESTON FOX	5-10, 184, R-SO.
(X) -or-	13	EJ HORTON	6-0, 178, JR.
TE	87	KOLE TAYLOR	6-7, 246, JR.
	81	Treylan Davis	6-3, 255, R-So.
LT	74	WYATT MILUM	6-6, 310, JR.
	60	Johnny Williams IV	6-7, 308, Fr.
LG	55	TOMAS RIMAC	6-6, 318, R-SO.
	56	Sullivan Weidman	6-5, 323, R-Fr.
C	50	BRANDON YATES	6-4, 316, R-JR.
	67	Landen Livingston	6-4, 294, R-Fr.
RG	66	JA'QUAY HUBBARD	6-5, 326, R-JR.
	56	Sullivan Weidman	6-5, 323, R-Fr.
RT	72	DOUG NESTER	6-7, 319, SR.
-or-	58	NICK MALONE	6-5, 298, R-JR.
RB	22	JAHIEM WHITE	5-7, 190, FR.
	0	Jaylen Anderson	5-11, 214, R-So.
QB	6	GARRETT GREENE	5-11, 198, JR.
	8	Nicco Marchiol	6-1, 226, R-Fr.
WR	5	DEVIN CARTER	6-3, 215, R-SR.
(H)	2	Rodney Gallagher III	5-10, 167, Fr.
WR	7	TRAYLON RAY	6-3, 190, FR.
(Z) -or-	84	HUDSON CLEMENT	6-1, 197, R-FR.

DEFENSE

Pos	No	Name	Ht, Wt, Yr
CB	14	MALACHI RUFFIN	5-10, 193, R-JR.
	6	Jacolby Spells	5-11, 184, So.
DE	91	SEAN MARTIN	6-5, 291, JR.
	3	Tomiwa Durojaiye	6-4, 278, R-Fr.
	55	Davoan Hawkins	6-3, 270, R-Sr.
N	54	FATOMA MULBAH	6-3, 306, R-JR.
	94	Hammond Russell IV	6-3, 307, R-So.
	52	Corey McIntyre Jr.	6-3, 298, Fr.
DT	96	EDWARD VESTERINEN	6-3, 283, JR.
	97	Jalen Thornton	6-2, 277, R-Jr.
	92	Asani Redwood	6-3, 290, R-Fr.
BAN	10	JARED BARTLETT	6-2, 236, R-JR.
	8	Tyrin Bradley	6-1, 251, Jr.
CB	11	BEANIE BISHOP JR.	5-10, 181, R-SR.
	6	Jacolby Spells	5-11, 184, So.
FS	2	AUBREY BURKS	5-11, 204, JR.
	34	Avery Wilcox	6-0, 204, R-So.
MIKE	15	BEN CUTTER	6-0, 223, FR.
	18	Tirek Austin-Cave	6-0, 230, R-So.
WILL	1	LEE KPOGBA	6-1, 234, SR.
	36	Caden Biser	6-0, 230, R-So.
SPEAR	24	MARCIS FLOYD	6-0, 197, R-SR.
	32	Raleigh Collins III	6-2, 199, R-Fr.
CAT	12	ANTHONY WILSON	5-9, 190, R-JR.
	24	Marcis Floyd	6-0, 197, R-Sr.

SPECIAL TEAMS

Pos	No	Name	Ht, Wt, Yr
K	22	MICHAEL HAYES	5-9, 187, R-JR.
	42	RJ Kocan	5-10, 226, R-Fr.
P	41	OLIVER STRAW	6-2, 211, SO.
	98	Leighton Bechdel	6-0, 212, R-Jr.
LS	43	AUSTIN BRINKMAN	6-4, 237, JR.
	38	Macguire Moss	6-1, 224, R-Fr.
H	98	LEIGHTON BECHDEL	6-0, 212, R-JR.
	19	Graeson Malashevich	5-9, 183, R-Jr.
KO	2	MICHAEL HAYES	5-9, 187, R-JR.
KR	29	PRESTON FOX	5-10, 184, R-SO.
PR	29	PRESTON FOX	5-10, 184, R-SO.
	11	Beanie Bishop Jr.	5-10, 184, R-Sr.

2023 STATISTICS

TOTAL OFFENSE	G	Plays	Rush	Pass	Total	Avg/G
Garrett Greene	11	365	708	2,178	2,886	262.4
CJ Donaldson	12	171	798	0	798	66.5
Jahiem White	11	97	792	0	792	72.0

PASSING	G	Comp-Att-Int	Pct	Yards	TD	Avg/G
Garrett Greene	11	135-254-4	53.1	2,178	15	198.0
Nicco Marchiol	8	30-53-3	56.6	247	2	30.9

RUSHING	G	Rush	Yards	Avg	TD	LP	Avg/G
CJ Donaldson	12	171	798	4.7	11	32	66.5
Jahiem White	11	97	792	8.2	3	53	72.0
Garrett Greene	11	111	708	6.4	13	35	64.4

RECEIVING	G	Rec	Yards	Avg	TD	LP	Avg/G
Kole Taylor	12	33	411	12.5	4	43	34.3
Devin Carter	11	27	501	18.6	2	49	45.5
Preston Fox	12	26	368	14.2	2	34	30.7
Hudson Clement	10	17	391	23.0	4	70	39.1

SCORING	TD	FG	2x	PAT	Pts
Michael Hayes	-	14-17	-	43-43	85
Garrett Greene	13	-	2	-	78
CJ Donaldson	11	-	1	-	68

PUNTING	No	Yards	Avg	LP	Blocked
Oliver Straw	40	1,706	42.7	58	0

RETURNS	PUNT			KICK		
	No	Yds	Avg	No	Yds	Avg
Preston Fox	18	145	8.1	8	172	21.5
Jahiem White				7	119	17.0
Beanie Bishop Jr.				4	69	17.3

DEFENSIVE	UT	AT	Total	TFL	Sacks
Lee Kpogba	39	46	85	6.5-27	3-20
Anthony Wilson	49	22	71	1.5-3	0-0
Beanie Bishop Jr.	48	11	59	0.5-1	0-0
Ben Cutter	27	24	51	6-28	2-13
Jared Bartlett	26	18	44	4-24	3.5-23

INTERCEPTIONS	No	Yds	Avg	TD	LP
Beanie Bishop Jr.	4	86	21.5	0	40
five players with 1					

TEAM STATISTICS	WVU	OPP
Scoring (Avg)	379 (31.6)	330 (27.5)
First Downs	274	238
Rushing Yards	2,812	1,732
Rushing Attempts	535	398
Passing Yards	2,446	2,879
Comp-Att-Int	166-308-7	233-390-9
Total Offense	5,258	4,611
Avg Yards Per Game	438.2	384.3
Fumbles-Lost	11-6	11-4
Penalties-Yards	58-532	74-677
3rd Down Conv/Pct	65-161/40%	60-156/38%
Touchdowns Scored	48	43



BOWL SEASON™

A CELEBRATION OF COLLEGE FOOTBALL

OUR MISSION

Bowl Season promotes the game of college football by providing meaningful experiences and life-long memories for players, coaches, fans, universities and communities across the country.

BOWLSEASON.COM | @BOWLSEASON

HISTORY OF THE BOWL



The 2023 Duke's Mayo Bowl is the 22nd edition of the first bowl game to call the Carolinas home.

On Thursday, May 2, 2002, the NCAA Bowl Certification Committee formally granted approval for a new bowl game to be played in Charlotte. The inaugural game kicked off on Saturday, December 28, 2002.

The bowl game has been a crucial part of the success and growth of college football in Charlotte, paving the way for the Subway ACC Football Championship and the Duke's Mayo Classic.

Through 2022, the bowl game has welcomed over 1 million fans to Charlotte, averaging almost 50,000 per year. It was limited to 1,500 fans in 2020 due to COVID-19 protocols.

The bowl has reached over 60 million television households and produced an economic impact of over \$200 million to the city and the surrounding region.

From the first game in 2002, then known as the Continental Tire Bowl, to the present, the bowl game has showcased some of the greatest college football players and matchups in history.

The 2017 contest when Wake Forest defeated Texas A&M, 55-52, was selected by the Football Bowl Association 150th Anniversary Committee as the 16th greatest bowl game in college football history.

The first bowl game to call the Carolinas home, the Duke's Mayo Bowl was founded in 2002 by Raycom Sports. Ken Haines, President & CEO of Raycom, envisioned a major college bowl game in Charlotte at Bank of America Stadium.

Raycom transferred ownership to non-profit Charlotte Collegiate Football in 2005, which was merged with the Charlotte Regional Sports Commission in 2013 to form the Charlotte Sports Foundation.

This is the fourth year with Carolinas-founded Duke's Mayonnaise as the title sponsor. The partnership with Duke's Mayonnaise, a staple in southern recipes for over 100 years, was announced 2020.

Previous title sponsors were Belk (2011-2019), Meineke Car Care Centers (2005-2010) and Continental Tire North America (2002-2004).



TOP FIVE GAMES

Virginia 48, West Virginia 22 _____ December 28, 2002
The game that started it all. Sold-out inaugural game with #2 teams from ACC and Big East and border rivals Virginia and West Virginia.

Boston College 25, Navy 24 _____ December 30, 2006
BC's Jolonn Dunbar recovers Navy fumble with 1:43 to play and walk-on Steve Aponavicius kicks 37 FG as clock expires for win.

West Virginia 31, North Carolina 30 _____ December 27, 2008
Epic performances from WVU QB Pat White (26-32, 332 yards, 3 TDs, GW in 4th) and UNC WR Hakeem Nicks (8 rec., 217 yards, 3 TDs).

Virginia Tech 35, Arkansas 24 _____ December 29, 2016
Virginia Tech stages the greatest comeback in their program's history. Arkansas built a commanding lead at halftime, 24-0. The Hokies scored 35 second half points to win.

Wake Forest 55, Texas A&M 52 _____ December 29, 2017
Arguably the best bowl of the year (outside of national championship), with 1,260 yards of total offense, 14 touchdowns and two lead changes in the last 2:51.

TOP FIVE MOMENTS IN HISTORY

2002 – At 11:07 a.m. on Saturday, Dec. 28th, the inaugural game kicked off in front of a sellout crowd of 73,535. The game featured the #2 teams from the ACC and Big East in border rivals Virginia and West Virginia.

2004 – With BC clinging to 27-24 lead over UNC in the 4th quarter, Eagles QB Paul Peterson suffered a broken leg. The next play BC head coach Tom O'Brien (from a suggestion by a graduate assistant coach) called a fake field goal. Freshman kicker Ryan Ohlinger took a handoff from backup QB Matt Ryan and raced 21 yards into the endzone to seal the win.

2006 – With Navy leading BC 24-22, Navy just had to run out the clock. But Reggie Campbell fumbled a pitch and the ball was recovered by Jolonn Dunbar at the Navy 40 with 1:43 to go in the game. Five plays later, walk-on Steve Aponavicius kicked a 37-yard FG as time expired to win it for the Eagles.

2013 – North Carolina built a 23-3 lead at halftime against Cincinnati. Early in the 3rd quarter, Cincinnati began moving the ball. But at 10:41, they were forced to punt. Tar Heel receiver Ryan Switzer returned the punt 86 yards for a touchdown and effectively ended the game.

2017 – Wake Forest running back Matt Colburn scores a 1-yard touchdown with 2:18 in the game. The run gave the Demon Deacons a 55-52 lead (and win) over Texas A&M and ended the scoring of the fourth-highest scoring game in college bowl history.



INDIVIDUAL RECORDS

TOTAL OFFENSE

Most Plays

- 65 Nick Starkel (Texas A&M) 2 rush, 63 pass vs. Wake Forest, 2017
- 64 John Wolford (Wake Forest) 15 rush, 49 pass vs. Texas A&M, 2017
- 55 Jerod Evans (Virginia Tech) 22 rush, 33 pass vs. Arkansas, 2016
- 54 Dak Prescott (Mississippi State) 12 rush, 42 pass vs. NC State, 2015

Per-Play Average (min. 10 plays)

- 11.9 Connor Vernon (Duke) 10-119 vs. Cincinnati, 2012
- 11.7 Brendon Kay (Cincinnati) 35-408 vs. Duke, 2012
- 10.5 Alvin Pearman (Virginia) 13-136 vs. Pittsburgh, 2003
- 8.8 Rasheed Marshall (West Virginia) 30-263 vs. Virginia, 2002

Most Net Yards Gained

- 480 Nick Starkel (Texas A&M) -19 rush, 499 pass vs. Wake Forest, 2017
- 468 John Wolford (Wake Forest) 68 rush, 400 pass vs. Texas A&M, 2017
- 427 Dak Prescott (Mississippi State) 47 rush, 380 pass vs. NC State, 2015
- 408 Brendon Kay (Cincinnati) 76 rush, 332 pass vs. Duke, 2012

PASSING

Most Completions

- 42 Nick Starkel (Texas A&M) vs. Wake Forest, 2017
- 37 Sean Renfree (Duke) vs. Cincinnati, 2012
- 32 John Wolford (Wake Forest) vs. Texas A&M, 2017
- 29 Riley Skinner (Wake Forest) vs. Connecticut, 2007

Highest Percentage (min. 10 attempts)

- .813 (26-32) Pat White (West Virginia) vs. North Carolina, 2008
- .763 (29-38) Riley Skinner (Wake Forest) vs. Connecticut, 2007
- .755 (37-49) Sean Renfree (Duke) vs. Cincinnati, 2012
- .741 (20-27) B.J. Daniels (South Florida) vs. Clemson, 2010

Most Attempts

- 63 Nick Starkel (Texas A&M) vs. Wake Forest, 2017
- 49 Sean Renfree (Duke) vs. Cincinnati, 2012
- 49 John Wolford (Wake Forest) vs. Texas A&M, 2017
- 48 Ben Finley (NC State) vs. Maryland, 2022

Most Touchdowns

- 4 John Wolford (Wake Forest) vs. Texas A&M, 2017
- Nick Starkel (Texas A&M) vs. Wake Forest, 2017
- Dak Prescott (Mississippi State) vs. NC State, 2015
- Brendon Kay (Cincinnati) vs. Duke, 2012
- 3 Sam Hartman (Wake Forest) vs. Wisconsin, 2020
- Bryce Perkins (Virginia) vs. South Carolina, 2018
- Mike Glennon (NC State) vs. Louisville, 2011
- Pat White (West Virginia) vs. North Carolina, 2008
- Darian Durant (North Carolina) vs. Boston College, 2004

Most Yards

- 499 Nick Starkel (Texas A&M) vs. Wake Forest, 2017
- 400 John Wolford (Wake Forest) vs. Texas A&M, 2017
- 380 Dak Prescott (Mississippi State) vs. NC State, 2015
- 358 Sean Renfree (Duke) vs. Cincinnati, 2012

Longest Non-Scoring Pass

- 55 Brendon Kay to Anthony McClung (Cincinnati) vs. Duke, 2012
- Rasheed Marshall to Miquelle Henderson (West Virginia) vs. Virginia, 2002
- 53 Teddy Bridgewater to Josh Bellamy (Louisville) vs. NC State, 2011
- 47 John Wolford to Alex Bachman (Wake Forest) vs. Texas A&M, 2017
- 46 Sam Hartman to Taylor Morin (Wake Forest) vs. Wisconsin, 2020

Most Times Intercepted

- 4 Sam Hartman (Wake Forest) vs. Wisconsin, 2020
- 3 Austin Allen (Arkansas) vs. Virginia Tech, 2016
- Teddy Bridgewater (Louisville) vs. NC State, 2011

RUSHING

Most Attempts

- 34 Lynn Bowden Jr. (Kentucky) vs. Virginia Tech, 2019
- 33 Nick Chubb (Georgia) vs. Louisville, 2014
- 31 Kevin Harris (South Carolina) vs. North Carolina, 2021
- 28 Dion Lewis (Pittsburgh) vs. North Carolina, 2009

Longest Non-Scoring Run

- 82 Nick Chubb (Georgia) vs. Louisville, 2014
- 66 Matt Colburn II (Wake Forest) vs. Texas A&M, 2017
- 58 Donald Brown (Connecticut) vs. Wake Forest, 2007
- 53 Shun White (Navy) vs. Boston College, 2006

Most Yards

- 266 Nick Chubb (Georgia) vs. Louisville, 2014
- 233 Lynn Bowden Jr. (Kentucky) vs. Virginia Tech, 2019
- 182 Kevin Harris (South Carolina) vs. North Carolina, 2021
- 174 Andre Callender (Boston College) vs. North Carolina, 2004

Most Touchdowns

- 2 Graham Mertz (Wisconsin) vs. Wake Forest, 2020
- Lynn Bowden Jr. (Kentucky) vs. Virginia Tech, 2019
- Jerod Evans (Virginia Tech) vs. Arkansas, 2016
- Jaylen Samuels (NC State) vs. Mississippi State, 2015
- Nick Chubb (Georgia) vs. Louisville, 2014
- Romar Morris (North Carolina) vs. Cincinnati, 2013
- Wali Lundy (Virginia) vs. West Virginia, 2002
- Avon Cobourne (West Virginia) vs. Virginia, 2002

Best Average (5 carries)

- 16.6 Shun White (Navy) 7-116 vs. Boston College, 2006
- 14.9 Alvin Pearman (Virginia) 7-104 vs. Pittsburgh, 2003
- 14.4 British Brooks (North Carolina) 5-74 vs. South Carolina, 2021
- 11.8 Zerbin Singleton (Navy) 6-71 vs. Boston College, 2006

SCORING

Most Points

- 24 Wali Lundy (Virginia) vs. West Virginia, 2002

Most Touchdowns

- 4 Wali Lundy (Virginia) vs. West Virginia, 2002

Fun Fact:

North Carolina and West Virginia have a 1-1 series record, only meeting in bowl games. UNC won the inaugural meeting, 20-13, in the 1996 Toyota Gator Bowl. WVU won the last meeting, 31-30, in the 2008 Duke's Mayo Bowl.

INDIVIDUAL RECORDS



RECEIVING

Most Receptions

- 13 Christian Kirk (Texas A&M) vs. Wake Forest, 2017
- 12 Olamide Zaccheaus (Virginia) vs. South Carolina, 2018
- Jhamon Ausborn (Texas A&M) vs. Wake Forest, 2017
- 11 Kenneth Moore (Wake Forest) vs. Connecticut, 2007
- 10 Conner Vernon (Duke) vs. Cincinnati, 2012

Most Yards (Catches)

- 217 (8) Hakeem Nicks (North Carolina) vs. West Virginia, 2008
- 189 (13) Christian Kirk (Texas A&M) vs. Wake Forest, 2017
- 159 (5) Jaheim Bell (South Carolina) vs. North Carolina, 2021
- 138 (9) Scotty Washington (Wake Forest) vs. Texas A&M, 2017

Best Average (min. 3 catches)

- 36.7 Anthony McClung (Cincinnati) vs. Duke, 2012
- 33.0 Brian Clark (NC State) vs. South Florida, 2005
- 31.8 Jaheim Bell (South Carolina) vs. North Carolina, 2021
- 27.1 Hakeem Nicks (North Carolina) vs. West Virginia, 2008

Longest Non-Scoring Reception

- 55 Anthony McClung (Cincinnati) vs. Duke, 2012
- Miquelle Henderson (West Virginia) vs. Virginia, 2002
- 53 Josh Bellamy (Louisville) vs. NC State, 2011
- 47 Alex Bachman (Wake Forest) vs. Texas A&M, 2017
- 46 Taylor Morin (Wake Forest) vs. Wisconsin, 2020

Most Touchdowns

- 3 Jaquarii Roberson (Wake Forest) vs. Wisconsin, 2020
- Olamide Zaccheaus (Virginia) vs. South Carolina, 2018
- Christian Kirk (Texas A&M) vs. Wake Forest, 2017
- Hakeem Nicks (North Carolina) vs. West Virginia, 2008
- 2 eight players

INTERCEPTIONS

Most Interceptions

- 2 Dominick Sanders (Georgia) vs. Louisville, 2014
- David Amerson (NC State) vs. Louisville, 2011

Most Return Yards

- 72 Collin Wilder (Wisconsin) vs. Wake Forest, 2020

Longest Return

- 72 Collin Wilder (Wisconsin) vs. Wake Forest, 2020

PUNTING

Most Punts

- 7 Shane Tripucka (Texas A&M) vs. Wake Forest, 2017
- Caden Noonkester (NC State) vs. Maryland, 2022
- Toby Baker (Arkansas) vs. Virginia Tech, 2016
- Desi Cullen (Connecticut) vs. Wake Forest, 2007
- John Deraney (NC State) vs. South Florida, 2005
- David Woolridge (North Carolina) vs. Boston College, 2004

Highest Average

- 49.5 Andy Lee (Pittsburgh) vs. Virginia, 2003

Longest Punt

- 79 Will Monday (Duke) vs. Cincinnati, 2012

PUNT RETURNS

Most Returns

- 4 Jackie Chambers (South Florida) vs. NC State, 2005

Most Yards

- 83 Ryan Switzer (North Carolina) vs. Cincinnati, 2013

Longest Return

- 86 Ryan Switzer (North Carolina) vs. Cincinnati, 2013

KICK RETURNS

Most Returns

- 6 Nyheim Hines (NC State) vs. Mississippi State, 2015

Most Yards Returned

- 165 Will Blackmon (Boston College) vs. North Carolina, 2004

Longest Return

- 78 T.J. Logan (North Carolina) vs. Cincinnati, 2013

FIELD GOALS

Most Field Goals Made

- 4 Christopher Dunn (NC State) vs. Maryland, 2022
- Dan Hutchins (Pittsburgh) vs. North Carolina, 2009
- 3 Chad Ryland (Maryland) vs. NC State, 2022
- Parker White (South Carolina) vs. North Carolina, 2021
- Brian Johnson (Virginia Tech) vs. Kentucky, 2019
- Marshall Morgan (Georgia) vs. Louisville, 2014
- Connor Hughes (Virginia) vs. Pittsburgh, 2003

Most Field Goals Attempted

- 5 Dan Hutchins (Pittsburgh) vs. North Carolina, 2009
- 4 Christopher Dunn (NC State) vs. Maryland, 2022

PATs

Most PATs Made

- 7 Mike Weaver (Wake Forest) vs. Texas A&M, 2017
- Daniel LaCamera (Texas A&M) vs. Wake Forest, 2017

Most PAT Attempts

- 7 Mike Weaver (Wake Forest) vs. Texas A&M, 2017
- Daniel LaCamera (Texas A&M) vs. Wake Forest, 2017
- Westin Graves (Mississippi State) vs. NC State, 2015



TEAM RECORDS

TOTAL OFFENSE

Most Plays

97 Wake Forest (vs. Texas A&M), 2017

Most Net Yards

646 Wake Forest (vs. Texas A&M), 2017

Most Completions

42 Texas A&M (vs. Wake Forest), 2017

Most Attempts

63 Texas A&M (vs. Wake Forest), 2017

Most Yards Gained

499 Texas A&M (vs. Wake Forest), 2017

Highest Completion %

.813 (26-32) West Virginia (vs. North Carolina), 2008

Most Interceptions

4 Wake Forest (vs. Wisconsin), 2020

Highest Per-Play Average

10.5 Cincinnati vs. Duke, 2012

Most First Downs

36 Duke vs. Cincinnati, 2012

PASSING

Fewest Completions

6 Kentucky (vs. Virginia Tech), 2019
Navy (vs. Boston College), 2006

Fewest Attempts

8 Navy (vs. Boston College), 2006

Fewest Yards Gained

73 Kentucky (vs. Virginia Tech), 2019

Most Passing Touchdowns

4 Wake Forest (vs. Texas A&M), 2017
Texas A&M (vs. Wake Forest), 2017
Mississippi State (vs. NC State), 2015
Cincinnati (vs. Duke), 2012

RUSHING

Fewest Yards

27 NC State (vs. Maryland), 2022

Highest Per-Play Average

7.9 Cincinnati (vs. Duke), 2012

Most Rushing Touchdowns

5 Wisconsin (vs. Wake Forest), 2020

Most Attempts

59 Navy (vs. Boston College), 2006

Most Yards

331 Kentucky (vs. Virginia Tech), 2019

Fewest Attempts

18 NC State (vs. Maryland), 2022

Most Touchdowns

7 Wake Forest (vs. Texas A&M), 2017
Texas A&M (vs. Wake Forest), 2017
Mississippi State vs. NC State, 2015

Most Points, Winning Team

55 Wake Forest (vs. Texas A&M), 2017

Largest Margin of Victory

28 Virginia, 28 vs. South Carolina, 0, 2018

Most Points, Losing Team

52 Texas A&M (vs. Wake Forest), 2017

SCORING

Most Points in One Quarter

21 (3rd) Virginia Tech vs. Arkansas, 2016
(3rd) Virginia Tech vs. Arkansas, 2016
(1st) West Virginia vs. North Carolina, 2008
(3rd) Virginia vs. West Virginia, 2002

Fewest Points, Winning Team

14 NC State vs. South Florida, 2005

Fewest Points, Losing Team

0 South Carolina vs. Virginia, 2018
South Florida vs. NC State, 2005

PUNTING

Most Punts

7 Five teams - most recently NC State (vs. Maryland), 2022)

Highest Average

49.5 Pittsburgh vs. Virginia, 2003

INTERCEPTIONS

Most Interceptions

4 Wisconsin (vs. Wake Forest), 2020

Most Yards Returned

176 Wisconsin (vs. Wake Forest), 2020

Fun Facts:

The Duke's Mayo Bowl Trophy is made of crystal by Waterford.

The weight of one gallon of mayonnaise is approximately 8.5 pounds.

A typical sideline cooler jug holds five gallons of mayonnaise.

TEAM RECORDS



MISCELLANEOUS

Most Penalties

12 Arkansas (vs. Virginia Tech), 2016

Most Yards Penalized

78 North Carolina (vs. Pittsburgh), 2009

Fewest Penalties

1 West Virginia (vs. North Carolina), 2008
Wake Forest (vs. Connecticut), 2007
Pittsburgh (vs. Virginia), 2003

Fewest Yards Penalized

5 Pittsburgh (vs. Virginia), 2003

Fewest First Downs

9 Connecticut (vs. Wake Forest), 2007

Most Fumbles

4 Pittsburgh (vs. North Carolina), 2009

Most Fumbles Lost

2 4 Teams - most recently Duke (vs. Cincinnati), 2012

Most Turnovers

4 Wake Forest (vs. Wisconsin), 2020
Duke (vs. Cincinnati), 2012

TWO TEAM RECORDS

Most Points

107 Wake Forest, 55 vs. Texas A&M, 52, 2017

Fewest Points

14 NC State, 14 vs. South Florida, 0, 2005

Most Points, One Quarter

35 Wake Forest, 21 vs. Texas A&M, 14 in 2nd Quarter, 2017
West Virginia, 21 vs. North Carolina, 14 in 1st Quarter, 2008

Most First Downs

63 Texas A&M 32, Wake Forest 31, 2017

Most Total Plays

191 Wake Forest 97, Texas A&M 94, 2017

Most Total Yards

1,260 Wake Forest, 646 vs. Texas A&M, 614, 2017

Most Rushing Attempts

91 West Virginia, 52 vs. Virginia, 39, 2002

Most Yards Rushing

550 Kentucky, 331 vs. Virginia Tech, 219, 2019

Most Pass Completions

74 Texas A&M, 42 vs. Wake Forest, 32, 2017

Most Pass Attempts

112 Texas A&M, 63 vs. Wake Forest, 49, 2017

Most Yards Passing

899 Texas A&M, 499 vs. Wake Forest, 400, 2017

Most Touchdown Passes

8 Texas A&M, 4 vs. Wake Forest, 4, 2017

Most Fumbles

6 Pittsburgh, 4 vs. North Carolina, 2, 2009

Most Yards Penalized

120 Texas A&M, 75 vs. Wake Forest 45, 2017
Arkansas, 75 vs. Virginia Tech, 45, 2016

Longest Scoring Plays

- 1) 86 Ryan Switzer (North Carolina) punt return vs. Cincinnati, 2013
- 2) 83 Travis Kelce (Cincinnati) pass from Brendon Kay vs. Duke, 2012
- 3) 82 Pharoah McKeever (NC State) pass from Jacoby Brissett vs. Mississippi State, 2015
- 4) 78 T.J. Logan (North Carolina) kickoff return vs. Cincinnati, 2013
- 5) 73 Hakeem Nicks (North Carolina) pass from T.J. Yates vs. West Virginia, 2008
- 6) 69 Jaheim Bell (South Carolina) pass from Dakereon Joyner vs. North Carolina, 2021
Marques Hagans (Virginia) punt return vs. West Virginia, 2002
- 7) 68 T.J. Graham (NC State) pass from Mike Glennon vs. Louisville, 2011
Larry Taylor (Connecticut) punt return vs. Wake Forest, 2007
- 8) 66 Jaheim Bell (South Carolina) pass from Zeb Noland vs. North Carolina, 2021
Hakeem Nicks (North Carolina) from Cooter Arnold vs. West Virginia, 2008
- 9) 65 David Amerson (NC State) interception return vs. Louisville, 2011
- 10) 63 British Brooks (North Carolina) run vs. South Carolina, 2021

Longest Touchdown Receptions

- 1) 83 Travis Kelce (Cincinnati) pass from Brendon Kay vs. Duke, 2012
- 2) 82 Pharoah McKeever (NC State) pass from Jacoby Brissett vs. Mississippi State, 2015
- 3) 73 Hakeem Nicks (North Carolina) from T.J. Yates vs. West Virginia, 2008
- 4) 69 Jaheim Bell (South Carolina) pass from Dakereon Joyner vs. North Carolina, 2021
- 5) 68 T.J. Graham (NC State) pass from Mike Glennon vs. Louisville, 2011
- 5) 66 Hakeem Nicks (North Carolina) from Cooter Arnold vs. West Virginia, 2008

Longest Touchdown Rushes

- 1) 63 British Brooks (North Carolina) vs. South Carolina, 2021
- 2) 61 Lynn Bowden Jr (Kentucky) vs. Virginia Tech, 2019
- 3) 48 Jaylen Samuels (NC State) vs. Mississippi State, 2015
- 4) 46 George Winn (Cincinnati) vs. Duke, 2012
- 5) 38 Josh Adams (Wake Forest) vs. Connecticut, 2007

Longest Field Goals

- 1) 54 Brian Johnson (Virginia Tech) vs. Kentucky, 2019
- 2) 52 Ross Martin (Duke) vs. Cincinnati, 2012
- 3) 45 Chad Ryland (Maryland) vs. NC State, 2022
Tony Miliano (Cincinnati) vs. Duke, 2012



ALL-TIME RESULTS

ALL-TIME HEAD COACHING RESULTS

Head Coach	School	Year(s)	Record	Head Coach	School	Year(s)	Record
Chuck Amato	NC State	2005	1-0	Jim Leavitt	South Florida	2005	0-1
Jeff Banks	Texas A&M	2017	0-1 (interim)	Mike Locksley	Maryland	2022	1-0
Shane Beamer	South Carolina	2021	1-0	Bronco Mendenhall	Virginia	2018	1-0
Bret Bielema	Arkansas	2016	0-1	Dan Mullen	Mississippi State	2015	1-0
Mack Brown	North Carolina	2021	0-1	Will Muschamp	South Carolina	2018	0-1
John Bunting	North Carolina	2004	0-1	Tom O'Brien	NC State	2011	1-0
Dave Clawson	Wake Forest	2017, 2020	1-1		Boston College	2004	1-0
Paul Chryst	Wisconsin	2020	1-0	Bobby Petrino	Louisville	2014	0-1
David Cutcliffe	Duke	2012	0-1	Mark Richt	Georgia	2014	1-0
Butch Davis	North Carolina	2008, 2009	0-2	Rich Rodriguez	West Virginia	2002	0-1
Dave Doeren	NC State	2015, 2022	0-2	Frank Spaziani	Boston College	2006	1-0 (interim)
Randy Edsall	UConn	2007	0-1	Bill Stewart	West Virginia	2008	1-0
Larry Fedora	North Carolina	2013	1-0	Mark Stoops	Kentucky	2019	1-0
Justin Fuente	Virginia Tech	2016, 2019	1-1	Steve Stripling	Cincinnati	2012	1-0 (interim)
Jim Grobe	Wake Forest	2007	1-0	Charlie Strong	Louisville	2011	0-1
Al Groh	Virginia	2002, 2003	2-0	Dabo Swinney	Clemson	2010	0-1
Walt Harris	Pittsburgh	2003	0-1	Tommy Tuberville	Cincinnati	2013	0-1
Skip Holtz	South Florida	2010	1-0	Dave Wannstadt	Pittsburgh	2009	1-0
Paul Johnson	Navy	2006	0-1				

ALL-TIME CONFERENCE RESULTS

AAC	0-1	Cincinnati 0-1
ACC	10-10	Boston College 1-0, Clemson 0-1, Duke 0-1, Louisville 0-1, North Carolina 1-4, NC State 2-2, Virginia 3-0, Virginia Tech 1-1, Wake Forest 2-1
Big East	5-5	Boston College 1-0, Cincinnati 1-0, UConn 0-1, Louisville 0-1, Pittsburgh 1-1, South Florida 1-1, West Virginia 1-1
Big Ten	2-0	Maryland 1-0, Wisconsin 1-0
Independent	0-1	Navy 0-1
SEC	3-3	Arkansas 0-1, Georgia 1-0, Kentucky 1-0, Mississippi State 1-0, South Carolina 1-1, Texas A&M 0-1

ALL-TIME SCHOOL RESULTS

Arkansas	0-1	Louisville	0-2	South Florida	1-1
Boston College	2-0	Maryland	1-0	Texas A&M	0-1
Cincinnati	1-1	Mississippi State	1-0	Virginia	3-0
Clemson	0-1	Navy	0-1	Virginia Tech	1-1
UConn	0-1	NC State	2-2	Wake Forest	2-1
Duke	0-1	North Carolina	1-4	West Virginia	1-1
Georgia	1-0	Pittsburgh	1-1	Wisconsin	1-0
Kentucky	1-0	South Carolina	1-1		

MOST VALUABLE PLAYERS




2022 - Jakorian Bennett, DB, Maryland

Game-clinching interception with 2:28 left

2021 - Dakereon Joyner, QB, South Carolina

9-9 for 160 yds, TD, 10 rushes for 64 yds



2020 - Jack Sanborn, LB, Wisconsin

11 tackles (six solo) and one interception

2019 - Lynn Bowden Jr, QB, Kentucky

6-12, 73 yds, TD, 34 rushes for 233 yds, 2 TDs

2018 - Olamide Zaccheaus, WR, Virginia

12 receptions for 100 yds, 3 TDs



2017 - John Wolford, QB, Wake Forest

32-49 for 400 yds, 4 TDs

2016 - Cam Phillips, WR, Virginia Tech

6 receptions for 115 yds, 4 rushes for 22 yds

2015 - Dak Prescott, QB, Mississippi State

25-42 for 380 yds, 4 TDs



2014 - Nick Chubb, RB, Georgia

33 rushes for 266 yds, 2 TDs

2013 - Ryan Switzer, WR, North Carolina

86-yard punt return TD, 113 total yds

2012 - Brendon Kay, QB, Cincinnati

17-25 for 332 yds, 4 TDs

2011 - Mike Glennon, QB, NC State

21-33 for 264 yds, 3 TDs

2010 - B.J. Daniels, QB, South Florida

20-27 for 189 yds, 2 TDs

2009 - Dion Lewis, RB, Pittsburgh

28 rushes for 159 yds, 1 TD



2008 - Pat White, QB, West Virginia

24-33 for 236 yds, 3 TDs

2007 - Kenny Moore, WR, Wake Forest

11 receptions for 112 yds

2006 - Jolonn Dunbar, LB, Boston College

14 tackles, 1 sack, 1 fumble recovered

2005 - Stephen Tulloch, LB, NC State

15 tackles, 3 sacks, 1 fumble recovered



2004 - Paul Peterson, QB, Boston College

24-33 for 236 yds, 2 TDs

2003 - Matt Schaub, QB, Virginia

20-31 for 244 yds, 1 TD

2002 - Wali Lundy, RB, Virginia

22 rushes for 127 yds, 5 catches for 76 yards, 4 TDs





BOWL HISTORY - 2002

CONTINENTAL TIRE BOWL I

Virginia 48, #15 West Virginia 22

Saturday, December 28, 2002, 11:00 am, ESPN2

By JENNA FRYER, AP Sports Writer

CHARLOTTE, N.C. - Wali Lundy spent most of his life chasing Avon Cobourne. In their first head-to-head meeting, he finally passed him.

Lundy scored four touchdowns and gained 239 all-purpose yards as Virginia snapped a four-game bowl losing streak Saturday with a 48-22 victory over No. 15 West Virginia in the inaugural Continental Tire Bowl.

Cobourne, who was four years ahead of Lundy at Holy Cross High School in southern New Jersey, ran for 117 yards and two touchdowns for West Virginia.

"Growing up, a lot of people always tried to measure me against him," Lundy said. "I never did. I always tried to be my own player."

Before he could finish talking about his days following Cobourne, Virginia coach Al Groh interrupted his star freshman.

"I don't think this guy needs to measure himself against anybody," Groh said. "He's going to be a big-time player."

Lundy, who came in averaging 53.8 yards rushing and 27.6 receiving, ran for 127 and caught five passes for 76 yards. He scored touchdowns on runs of 4 and 31 yards. He caught a 14-yard TD pass from Marques Hagans and a 48-yard TD pass from Matt Schaub.

He said Cobourne had little to say to him after the game.

"He just said 'Good game,'" Lundy said. "You don't really want to talk to another player after a game like that."

Cobourne, who said he barely knows

Lundy, still praised his performance.

"He played well. I mean, he represented," Cobourne said. "He's got the talent, he started as a freshman, so I knew he had it in him. I was hoping he wouldn't unleash it today."



Schaub, the ACC player of the year, threw for 182 yards and a score and Hagans returned a punt 69 yards for his second touchdown as the Cavaliers (9-5) won their first postseason game since the 1995 Peach Bowl.

Virginia did an excellent job slowing down Cobourne, the Big East's all-time leading rusher, who came into the game averaging 141 yards a game.

He ran for 54 in the first quarter and scored on a 6-yard run but didn't gain a single yard in the second quarter. He finished with 117 yards - the 28th 100-yard game of his career.

Cobourne added a 1-yard touchdown in the fourth quarter, but a 2-point conversion attempt by the Mountaineers (9-4) failed, and the TD only cut the score to 41-22 with 7:17 to play.

Cobourne ended his career with 5,039 yards, ninth-best in NCAA Division I-A history. But it was the bowl win he most wanted, especially a convincing victory, to prove that the Mountaineers deserved to be in a bigger



bowl. They were passed over for the Gator Bowl despite finishing second in the Big East when officials took Notre Dame instead.

"It sure was a bad way to end a good year," said West Virginia coach Rich Rodriguez, who turned the Mountaineers around from a 3-8 record last season.

"There's some players hurting in the locker room, because that's not the way we

BOWL HISTORY - 2002



were playing football at the end of the season."

The Cavaliers also felt slighted at being in the Tire Bowl. They finished second in their conference and felt they deserved a berth in a New Year's Day game.

The initial disappointment wore off when fans from both schools snapped up the 73,535 tickets - painting Ericsson Stadium in a sea of blue-and-gold West Virginia fans and orange-and-blue Cavs supporters.

But Virginia, which quietly went about its business all week, felt a second slight by the Mountaineers' confidence, and rumors that West Virginia players had guar-

anteed a victory.

"I don't think they took us seriously," Schaub said. "Everybody is entitled to their own opinion, but we

knew what we had and what we could do. In the end, we were the ones who executed, not them."

The Mountaineers were uncharacteristically sloppy. They came into the game with the second-best turnover margin in the nation at plus-21, but quarterback Rasheed Marshall was intercepted by Almondo Curry in the third quarter, and Phil Braxton's pass after a pitch from



Marshall was intercepted by Darryl Blackstock.

#15 West Virginia	10	0	6	6	- 22
Virginia	7	21	10	10	- 48

Scoring Summary:

1st	06:11	WVU - Todd James 27 yd field goal 16 plays, 72 yards, TOP 5:19, WVU 3 - UVA 0
	04:00	UVA - Wali Lundy 14 yd pass from Marques Hagans (Connor Hughes kick) 6 plays, 58 yards, TOP 2:05, WVU 3 - UVA 7
	00:19	WVU - Avon Cobourne 6 yd run (Todd James kick) 9 plays, 78 yards, TOP 3:47, WVU 10 - UVA 7
2nd	10:12	UVA - Matt Schaub 1 yd run (Connor Hughes kick) 15 plays, 70 yards, TOP 5:07, WVU 10 - UVA 14
	07:53	UVA - Marques Hagans 69 yd punt return (Connor Hughes kick) WVU 10 - UVA 21
	00:19	UVA - Wali Lundy 4 yd run (Connor Hughes kick) 10 plays, 48 yards, TOP 4:18, WVU 10 - UVA 28
3rd	09:10	UVA - Wali Lundy 48 yd pass from Matt Schaub (Connor Hughes kick) 7 plays, 75 yards, TOP 3:26, WVU 10 - UVA 35
	06:48	UVA - Connor Hughes 27 yd field goal 4 plays, 0 yards, TOP 2:01, WVU 10 - UVA 38
	00:56	WVU - Rash. Marshall 1 yd run (Todd James kick blocked) 13 plays, 80 yards, TOP 5:52, WVU 16 - UVA 38
4th	12:12	UVA - Connor Hughes 30 yd field goal 8 plays, 53 yards, TOP 3:44, WVU 16 - UVA 41
	07:17	WVU - Avon Cobourne 1 yd run (Rash. Marshall rush failed) 13 plays, 81 yards, TOP 4:55, WVU 22 - UVA 41
	03:48	UVA - Wali Lundy 31 yd run (Connor Hughes kick) 6 plays, 49 yards, TOP 3:29, WVU 22 - UVA 48

Team Statistics

	WVU	UVA
First Downs	21	20
Rushing-Yards	52-244	39-195
Passing	20-12-2	23-17-0
Passing Yards	215	196
Total Plays	72	62
Total Yards	459	391
Average Gain	6.4	6.3
Fumbles-Lost	0-0	0-0
Third Down Conv.	11-16	9-15
Penalties-Yards	6-39	2-9
Punts-Average	2-44.0	1-27.0
Interceptions-Yards	0-0	2-35
Time of Possession	31:34	28:26

Attendance: 73,535

Kickoff time: 11:07 a.m.
End of Game: 2:09 p.m.
Total elapsed time: 3:02
Temperature: 43
Wind: None
Weather: Clear and Sunny



BOWL HISTORY - 2003

CONTINENTAL TIRE BOWL II

Virginia 23, Pittsburgh 16

Saturday, December 27, 2003, 11:00 am, ESPN2

By JENNA FRYER, AP Sports Writer

CHARLOTTE, N.C. - Matt Schaub capped his career as Virginia's most prolific quarterback by taking a knee on his second consecutive Continental Tire Bowl victory.

Larry Fitzgerald could only watch from the Pittsburgh sidelines, hands on his hips in yet another disappointing loss in what might have been the final game for one of the greatest players in Panthers history.

Virginia made it 2-for-2 in the 2-year-old Tire Bowl by using solid defense to snap Fitzgerald's record touchdown streak at 18 games in a 23-16 victory on Saturday.

"We have worked very hard to become a significant defensive team and we knew stopping Larry Fitzgerald was going to be important," Cavaliers coach Al Groh said. "He can do in one or two plays what a 12-play drive usually does, so we put an emphasis on him."

The Cavaliers (8-5) did it by limiting the looks in Fitzgerald's direction with a steady pass-rush that led to five sacks and only six throws to Fitzgerald.

The Heisman Trophy runner-up, who could petition the NFL for early entry into the draft, was held to five catches for 77 yards and failed to score a touchdown for Pittsburgh (8-5) for the first time since Oct 12, 2002, against Notre Dame. His 18 consecutive games with a touchdown is an NCAA record.

"I don't play for records," he said. "The record was fun and I thank my teammates for helping me get it. Records are meant to be broken."

Then he said he still wasn't sure what his future holds, just that he plans to be enrolled in classes at Pitt next month.

So what could have been Fitzgerald's swan song instead became Schaub's big day. He threw for a 244 yards and a touchdown - the 56th of his career, a Virginia record - to earn the MVP award in the second-year bowl.

The Cavs beat West Virginia here last season, and marked the sweep by running as a team to the far end zone and celebrating with the Virginia-dominated crowd.

Schaub, whose touchdown was a 52-yard strike to Heath Miller, wasted little time on sentimentality.

"It's over and done with, I sort of established that earlier this month," Schaub said. "It is a rite of passage seniors go through. So I knew it would come and it is just a great way to go out - with a win."

But his coach felt otherwise, taking time to credit Schaub for leading the Cavs to consecutive bowl victories for just the second time in school history.

"He's made an indelible mark and I think he joins an elite group of Virginia football players," Groh said. "I can't imagine anybody in the country who has carried their team more than he has."

But the game was also won with defense.

Virginia used a goal-line stand on Pitt's first drive of the game. The Panthers were stopped on four straight plays from the 1 and Fitzgerald was not on the field for any of them. The Cavaliers also sacked Rod Rutherford on fourth-and-10 near the end of the first half, and forced him into a costly fumble that basically sealed the game.

Connor Hughes kicked a 39-yard field - his third of the game - to give Virginia a 23-16 lead with 2:28 to play. But with Fitzgerald on the field, it seemed almost a given the Panthers would be able



BOWL HISTORY - 2003



to move down field.

They got 45 yards from TuTu Ferguson on the ensuing kickoff, but Rutherford was sacked by Brennan Schmidt on the first play and Kai Parham recovered on the Pitt 37.

The Cavaliers then put the game away with a 17-yard run by Wali Lundy that moved them to the 17 and allowed them to run out the clock.

"Our goal was to keep points down," Groh said. "That is the purpose of defense and in the future, we'll be a defensive team."

Lundy, who scored four touchdowns in this bowl last year, finished with 90 yards and a 1-yard touchdown run.

Charlotte native Alvin Pearman, who missed the game last year with an injury, marked his homecoming with 104 yards rushing and six catches for 32 yards.

Brandon Miree ran for 110 yards for Pitt and added four catches for 43 yards, including a 17-yard touch-



down. The scoring pass from Rutherford was his 37th of the season, tying the school record Dan Marino set in 1981.

Rutherford finished with 246 yards passing, two touchdowns, an interception and a fumble.

His mistakes weren't the only ones for Pitt, though. The Panthers also missed a conversion and a field goal, critical errors for a team extremely disappointed at even being in the second-tier bowl.

Pitt had hoped to be in the Orange Bowl this season, but a loss to Miami in the regular-season finale knocked them out of Bowl Championship Series contention.

Now things can take another bad turn if Fitzgerald decides to petition the NFL for early entry into the draft. The league prevents players from entering the draft just two years out of high school, but the sophomore could ask the NFL to make an exception for him.

Pittsburgh	0	13	3	0	- 16
Virginia	7	10	3	3	- 23

Scoring Summary:

1st	03:31	VA - Heath Miller 52 yd pass from Matt Schaub (Connor Hughes kick) 4 plays, 97 yards, TOP 0:43, PITT 0 - VA 7
2nd	14:24	PITT - Princell Brockenbrough 13 yd pass from Rod Rutherford (David Abdul kick) 8 plays, 73 yards, TOP 4:07, PITT 7 - VA 7
	11:37	VA - Wali Lundy 1 yd run (Hughes kick) 7 plays, 70 yards, TOP 2:47, PITT 7 - VA 14
	06:05	PITT - Brandon Miree 17 yd pass from Rutherford (Abdul kick failed) 10 plays, 85 yards, TOP 5:32, PITT 13 - VA 14
	00:00	VA - Hughes 44 yd field goal 6 plays, 35 yards, TOP 1:21, PITT 13 - VA 17
3rd	12:31	VA - Hughes 30 yd field goal 4 plays, 6 yards, TOP 0:52, PITT 13 - VA 20
	09:28	PITT - J.B. Gibboney 28 yd field goal 8 plays, 69 yards, TOP 3:03, PITT 16 - VA 20
4th	02:28	VA - Hughes 39 yd field goal 11 plays, 59 yards, TOP 5:23, PITT 16 - VA 23

Team Statistics

	PITT	UVA
First Downs	27	21
Rushing-Yards	46-148	35-196
Passing	26-18-1	31-20-1
Passing Yards	246	244
Total Plays	72	66
Total Yards	394	440
Average Gain	5.5	6.7
Fumbles-Lost	2-1	0-0
Third Down Conv.	4-11	4-12
Penalties-Yards	1-5	5-60
Punts-Average	2-49.5	3-36.3
Interceptions-Yards	1-0	1-24
Time of Possession	37:05	22:55

Attendance: 51,236

Kickoff time: 11:06 a.m.
End of Game: 2:19 p.m.
Total elapsed time: 3:13
Temperature: 45
Wind: NW 3 mph
Weather: Sunny



BOWL HISTORY - 2004

CONTINENTAL TIRE BOWL III

#25 Boston College 37, North Carolina 24

Thursday, December 30, 2004, 1:00 pm, ESPN2

By JENNA FRYER, AP Sports Writer

CHARLOTTE, N.C. (AP) - Headed off the field on a stretcher with a broken leg, Paul Peterson heard the roar of the crowd and knew his teammates were about to score.

He glanced up at the scoreboard just in time to see kicker Ryan Ohliger take a fake field goal into the end zone for a 21-yard touchdown run that sealed Boston College's 37-24 victory over North Carolina in the Continental Tire Bowl on Thursday.

Pumping his fists in celebration, the touchdown temporarily eased the pain for Peterson, the Eagles' hard-luck quarterback.

"I saw it on the screen when they were wheeling me off and I was so pumped," Peterson said. "I'd be pretty ticked off I went out in the first quarter, but I made it to the fourth and we got the win. It's just awesome."

The 25th-ranked Eagles (9-3) never wanted to be in this game, only needing a victory over Syracuse in the regular-season finale to secure their first outright Big East championship and earn a BCS berth.



But Peterson missed that game with a broken hand, and Syracuse beat the Eagles to send them to Charlotte.

So when he broke his left leg in the fourth quarter, coach Tom O'Brien huddled the team at midfield and delivered a passionate speech for his quarterback.

"Paul is the heart and soul of this team, and everyone went back to the huddle and Coach O'Brien said, 'We're not going to lose. We're going to put it in the

end zone for Paul," said holder Matt Ryan, who handed the fake to Ohliger.

Ryan then replaced Peterson at quarterback.

Clinging to a 27-24 lead over North Carolina (6-6) in the fourth quarter, Peterson was injured as he tried to run outside for a first down on third-and-1 and was brought down awkwardly by Tommy Davis.

As trainers removed Peterson's shoe and cut away his socks while awaiting a stretcher, O'Brien broke from his conservative nature and urged on the Eagles.

"He's not a big speaker, but this time he got us all pumped up," Ohliger said. "And when he called the fake field goal, my eyes almost popped out my head. That is so not him."

Ohliger, a 5-foot-9 freshman, took the handoff from Ryan and raced into the end zone, breaking a tackle a long the way, for a 34-24 lead with 10:32 to play.

"We kind of expected them to do a fake, but we were more favoring the pass than the run," Carolina linebacker Tommy Richardson said. "That was a great call by Mr. O'Brien."

And one that rarely comes out of O'Brien's play book. Although he said the Eagles practice the fake every day, an assistant suggested that O'Brien call it.

BOWL HISTORY - 2004



Because Ohliger had already missed one field goal and an extra point, O'Brien didn't hesitate.

"What went through my mind was, 'We can't make a field goal, so we might as well run it,'" O'Brien said.

Peterson continued his trip to the locker room as the Eagles celebrated. X-rays showed a broken left tibia, and team officials said he would need surgery.

Before leaving, the quarterback went 24-of-33 for 236 yards and two touchdowns, helping Boston College win a bowl game for the fifth straight season.

But he wasn't able to return to the field to accept the game's MVP award. Instead, his wife went out to collect the trophy.

The Eagles gave the Big East its first win in the 3-



year-old bowl game. It was BC's final game in the league - it joins the Atlantic Coast Conference next season.

Virginia represented the ACC in the first two Tire Bowls, so the inclusion of North Carolina was a welcome change of scenery. Tar Heels fans snapped up over 65,000 tickets, washing out the scattering of Boston College supporters in a sea of light blue.

They had plenty to cheer about early as North Carolina seized the momentum by scoring a pair of touchdowns after Peterson's fumble and Ohliger's missed field goal.

"We certainly had opportunities to win today and that's what it's about - winning," North Carolina coach John Bunting said.

#25 Boston College	14	7	0	16	- 37
North Carolina	7	14	3	0	- 24

Scoring Summary:

1st	08:13	BC - L.V. Whitworth 3 yd run (Ryan Ohliger kick) 11 plays, 86 yards, TOP 3:53, BC 7 - UNC 0
	06:08	UNC - Ronnie McGill 12 yd pass from Darian Durant (Connor Barth kick) 7 plays, 57 yards, TOP 2:05, BC 7 - UNC 7
	01:32	BC - Grant Adams 2 yd pass from Paul Peterson (Ryan Ohliger kick) 11 plays, 78 yards, TOP 4:36, BC 14 - UNC 7
2nd	07:12	UNC - Wallace Wright 5 yd pass from Durant (Barth kick) 6 plays, 23 yards, TOP 2:11, BC 14 - UNC 14
	01:44	UNC - Derrele Mitchell 51 yd pass from Durant (Barth kick) 5 plays, 80 yards, TOP 1:28, BC 14 - UNC 21
	00:17	BC - David Kashetta 1 yd pass from Peterson (Ohliger kick) 8 plays, 51 yards, TOP 1:27, BC 21 - UNC 21
3rd	04:32	UNC - Barth 27 yd field goal 12 plays, 46 yards, TOP 4:16, BC 21 - UNC 24
4th	14:16	BC - Andre Callender 1 yd run (Ohliger kick failed) 6 plays, 65 yards, TOP 1:45, BC 27 - UNC 24
	10:32	BC - Ohliger 21 yd run (Mike McCarthy kick) 6 plays, 39 yards, TOP 2:35, BC 34 - UNC 24
	4:09	BC - McCarthy 18 yd field goal 12 plays, 70 yards, TOP 3:27, BC 37 - UNC 24

Team Statistics

	BC	UNC
First Downs	20	22
Rushing-Yards	46-228	33-105
Passing	35-25-0	41-23-0
Passing Yards	249	259
Total Plays	81	74
Total Yards	477	364
Average Gain	5.9	4.9
Fumbles-Lost	2-1	0-0
Third Down Conv.	10-20	7-16
Penalties-Yards	3-20	5-40
Punts-Average	4-37.2	7-41.4
Interceptions-Yards	0-0	0-0
Time of Possession	33:58	26:02

Attendance: 73,258

Kickoff time: 1:02 p.m.
End of Game: 4:45 p.m.
Total elapsed time: 3:43
Temperature: 62
Wind: Calm
Weather: Partly Cloudy



BOWL HISTORY - 2005

MEINEKE CAR CARE BOWL IV

NC State 14, South Florida 0

Saturday, December 31, 2005, 11:00 am, ESPN2

By JENNA FRYER, AP Sports Writer

CHARLOTTE, N.C. (AP) - Using stout defense and just enough offense to get the job done, North Carolina State capped its late-season rally with a 14-0 win over South Florida in the Meineke Car Care Bowl on Saturday.

Brian Clark caught a 9-yard touchdown pass and Andre Brown scored on a 1-yard run to lead the Wolfpack, who rallied from a 2-4 start to the season to close the year with three consecutive wins.

In all, N.C. State (7-5) won five of its final six games.

It was a disappointing end for upstart South Florida, which was playing in its first bowl in school history. The Bulls (6-6) launched their program nine years ago, moved up to Division I-A in 2001 and capped their first season in the Big East with a bowl bid.

But their 100th game ended in the first shutout in school history as the Bulls managed 295 yards total offense but failed to get Andre Hall - the Big East's leading rusher - into the end zone. Hall accounted for most of the offense, finishing with 118 yards rushing and two catches for 49 yards.

Credit the Wolfpack defense, particularly line-backer Stephen Tulloch, for stifling South Florida.

Tulloch finished with 15 tackles - five for a loss - three sacks and a recovery of his own forced fumble to earn the MVP award.

Neither team played particularly well on offense or special teams, with a combined three missed field goals, a South Florida blocked punt, four fumbles and an interception in the end zone to end one of the Bulls' rare scoring threats.

So N.C. State got all it needed with its two touchdowns, both in the second quarter.

Toney Baker set up the first score with runs of 22 and 14 yards, allowing Marcus Stone to find Clark in the end zone. The Wolfpack actually ran the same play twice, with Clark making the first catch out of bounds before grabbing it the second time for the score.

Baker used a ton of short runs to set up the second score, then gave way to Brown for the touchdown. Baker finished with 93 yards rushing on 22 carries, while Brown had 51 yards on 12 carries.

South Florida spent the entire game just trying to get into the end zone, and had a great chance when Hall broke free for a 41-yard gain to put the Bulls in decent scoring range at



BOWL HISTORY - 2005



the N.C. State 17.

But three bizarre play calls - a run by seldom-used Ricky Ponton, followed by two bad passes - ended the threat when Garland Heath intercepted Pat Julmiste in the end zone. It was a trend South Florida followed the entire game, trying to add variation to an offense that really only has one weapon in Hall.

Anytime they tried to stray from involving Hall it backfired, especially during a brief quarterback change in the third quarter. With Julmiste struggling against the Wolfpack's defense, South Florida sent in

freshman Carlton Hill to change the pace.

Only Hill fumbled the ball away to N.C. State on two consecutive plays. He lost the first one as he was sacked by Stephen Tulloch. But South Florida got a break when the Wolfpack fumbled it back to them on the next possession - only to see Hill give it away again on the very next play.

In the end, only two things worked for the Bulls: Putting the ball in Hall's hands, and a fake punt late in the fourth quarter that went for a 31-yard gain when holder Brandon Baker connected with S.J. Green. But that never led to a score as South Florida gained only one yard on four tries, leaving Hall angrily ripping off his chin straps as Julmiste was stopped on a futile fourth down run.



South Florida	0	0	0	0	- 0
NC State	0	14	0	0	- 14

Scoring Summary:

2nd 08:13 NCST - Brian Clark 9 yd pass from Marcus Stone (John Deraney kick)
9 plays, 67 yards, TOP 3:35, NCST 7 - USF 0
00:17 NCST - Andre Brown 1 yd run (Deraney kick)
12 plays, 75 yards, TOP 4:39, NCST 14 - USF 0

Team Statistics

	USF	NCST
First Downs	15	14
Rushing-Yards	44-136	47-173
Passing	30-10-1	19-9-0
Passing Yards	159	127
Total Plays	74	66
Total Yards	295	300
Average Gain	4.0	4.5
Fumbles-Lost	2-2	2-1
Third Down Conv.	6-18	5-16
Penalties-Yards	4-20	6-35
Punts-Average	7-33.1	7-39.9
Interceptions-Yards	0-0	1-0
Time of Possession	28:59	31:01

Attendance: 57,937

Kickoff time: 11:04 a.m.
End of Game: 2:17 p.m.
Total elapsed time: 3:13
Temperature: 55
Wind: WSW 10 mph
Weather: Partly Cloudy



BOWL HISTORY - 2006

MEINEKE CAR CARE BOWL V

#23 Boston College 25, Navy 24

Saturday, December 30, 2006, 1:00 pm, ESPN

By MIKE CRANSTON, AP Sports Writer

CHARLOTTE, N.C. (AP) -Boston College found a most improbable way to extend the nation's longest bowl winning streak - with a big assist from a Navy miscue.

Walk-on Steve Aponavicius kicked a 37-yard field goal on the final play and the Eagles beat the Midshipmen 25-24 in the Meineke Bowl, a seventh straight bowl win that concluded up a tumultuous month for BC.

Navy, which had 322 yards rushing, seemingly had the game won. BC (10-3) was out of timeouts and Navy only had to run out the clock. But Reggie Campbell fumbled a pitch from quarterback Kaipo-Noa Kaheaku-Enhada and BC's Jolonn Dunbar recovered at the Navy 40 with 1:43 left.

Matt Ryan completed a long pass to tight end Ryan Purvis and Aponavicius, who had replaced the suspended Ryan Ohliger in midseason, calmly kicked the game-winner, setting off a wild celebration for the Eagles and their interim head coach.

Former Coach Tom O'Brien stunned the team three weeks ago when he left for Atlantic Coast Conference rival North Carolina State. Green Bay offensive coordinator Jeff Jagodzinski

was hired to replace him, but won't join the team until the Packers' season is over.

Defensive coordinator Frank Spaziani, a former Navy assistant, was named interim coach for the bowl and is expected to stay on as an assistant under Jagodzinski. But several assistants are also expected to join O'Brien's staff.

Ryan completed 20-of-29 passes for 242 yards with a touchdown pass and a touchdown run, and overcame two interceptions and three sacks.

Shun White rushed for 116 yards and Kaheaku-Enhada threw two touchdown passes for Navy (9-4), which had a four-game winning streak snapped.

White's 53-yard run set up Kaheaku-Enhada's 24-yard touchdown pass to Jason Tomlinson, who made a juggling catch in triple coverage, giving Navy a 21-13 lead midway through the second

quarter.

BC got within 24-22 on Matt Ryan's 25-yard touchdown pass to Ryan Purvis with 7:36 left in the game.

Forced to go for a 2-point conversion because of Aponavicius' missed extra point in the first quarter, Tony Gonzalez dropped Ryan's pass in the back of the end zone.

But Navy's mistake gave the Eagles - and Aponavicius - another chance.

The sophomore, who had never played organized football before going 2-for-2 on field goals against Virginia Tech on Oct. 12, was mobbed by his teammates after



BOWL HISTORY - 2006



the kick, which gave BC its first 10-win season since 1984, when Doug Flutie won the Heisman Trophy.

Andre Callender rushed for 66 yards for the Eagles, taking over for L.V. Whitworth, who left with an apparent ankle injury late in the first quarter.

Until late in the game, Navy's confusing triple-option offense caused the Eagles, who had the nation's 13th best run defense, fits. Sloppy tackling and big gaps in the secondary allowed Navy to break off six runs of 16 or more yards.

Navy coach Paul Johnson started Jarod Bryant at quarterback ahead of Kaheaku-Enhada, but the Midshipmen's first possession ended on fullback Matt Hall's lost fumble at the Navy 37.



Ryan, the Atlantic Coast Conference's top passer, completed the short drive with a 2-yard touchdown scramble.

But Aponavicius missed the extra point, and Kaheaku-Enhada threw two touchdown passes to Tyree Barnes and Tomlinson, sandwiched between Zerbin Singleton's 5-yard touchdown run as Navy took control.

Johnson gambled throughout the game, trying a failed onside kick and deciding to go for it on fourth-and-1 from the BC 20 late in the first half.

But Kaheaku-Enhada was stopped for no gain, and Ryan completed two long passes to set up Aponavicius' 26-yard field goal on the final play of the half to make it 21-16.

Navy	7	14	3	0	- 24
#23 Boston College	6	10	0	9	- 25

Scoring Summary:

1st	09:29	BC - Matt Ryan 2 yd run (Steve Aponavicius kick failed) 6 plays, 37 yards, TOP 2:18, NAVY 0 - BC 6
	04:38	NAVY - Tyree Barnes 31 yd pass from Kaipo-Noa Kaheaku-Enhada (Matt Harmon kick) 10 plays, 88 yards, TOP 4:51, NAVY 7 - BC 6
2nd	13:57	NAVY - Zerbin Singleton 5 yd run (Harmon kick) 8 plays, 44 yards, TOP 3:15, NAVY 14 - BC 6
	10:12	BC - Brian Toal 1 yd run (Aponavicius kick) 8 plays, 56 yards, TOP 3:35, NAVY 14 - BC 13
	07:21	NAVY - Jason Tominson 24 yd pass from Kaheaku-Enhada (Harmon kick) 6 plays, 65 yards, TOP 2:51, NAVY 21 - BC 13
	00:00	BC - Aponavicius 26 yd field goal 5 plays, 71 yards, TOP 0:55, NAVY 21 - BC 16
3rd	09:31	NAVY - Harmon 22 yd field goal 11 plays, 85 yards, TOP 5:09, NAVY 24 - BC 16
4th	07:36	BC - Ryan Purvis 25 yd pass from Ryan (Ryan pass failed) 5 plays, 36 yards, TOP 2:22, NAVY 24 - BC 22
	00:00	BC - Aponavicius 37 yd field goal 6 plays, 20 yards, TOP 1:43, NAVY 24 - BC 25

Team Statistics

	NAVY	BC
First Downs	21	18
Rushing-Yards	59-322	31-73
Passing	8-6-0	30-20-2
Passing Yards	81	242
Total Plays	67	61
Total Yards	403	315
Average Gain	6.0	5.2
Fumbles-Lost	3-2	0-0
Third Down Conv.	6-13	5-12
Penalties-Yards	3-30	5-25
Punts-Average	4-36.0	5-48.8
Interceptions-Yards	2-15	0-0
Time of Possession	33:23	26:37

Attendance: 52,303

Kickoff time: 1:03 p.m.
End of Game: 4:08 p.m.
Total elapsed time: 3:05
Temperature: 53
Wind: NE 3-8 mph
Weather: Mostly Cloudy



BOWL HISTORY - 2007

MEINEKE CAR CARE BOWL VI

Wake Forest 24, UConn 10

Saturday, December 29, 2007, 1:00 pm, ESPN

By MIKE CRANSTON, AP Sports Writer

CHARLOTTE, N.C. (AP) -- Put to rest those derogatory nicknames for Wake Forest. There's nothing weak about the Demon Deacons under coach Jim Grobe.

Behind do-it-all receiver Kenneth Moore and a swarming defense full of big plays, Wake Forest rallied to beat fellow upstart Connecticut 24-10 in the Meineke Car Care Bowl on Saturday.

Often called "Weak Forest" for a long history of ineptitude, Wake Forest (9-4) secured the second-most wins in school history, behind only last year's improbable 11-3 mark that included an Atlantic Coast Conference title and an Orange Bowl berth.

"You know 20 wins in two years for little ol' Wake Forest isn't too bad," Grobe said.

While this year wasn't as stellar, Wake Forest finished with nine wins in its last 11 games -- including a bowl win after last year's loss to Louisville in the school's first Bowl Championship Series appearance.

The Demon Deacons had to come from behind to do it, reeling off the final 24 points after falling behind 10-0 at halftime against the Huskies, who were playing in only their second bowl game.

"We're not about losing anymore," Wake Forest cornerback Alphonso Smith said. "We're not about coming close or competing in a game."

It was a disappointing end to the Huskies' best season since they completed the move from what used to be called Division I-AA six years ago. UConn was limited to nine first downs and failed to score an offensive touchdown.

"You have that pit in your stomach right now because you didn't win," coach Randy Edsall said. "But what these guys did for this year for this program, to get nine wins, to be [Big East] co-champs, be ranked for the first time in school history, they accomplished a lot."

Edsall bemoaned his team's lack of depth, and UConn had a hard time keeping up with Moore. A senior

playing in his hometown in his final game, Moore caught 11 passes for 112 yards and was voted MVP.

Riley Skinner completed 29 of 38 passes for 268 yards, one touchdown and two interceptions, and ACC rookie of the year Josh Adams rushed for 81 yards and a score.

Micah Andrews finished off UConn with a 9-yard touchdown run with 29 seconds left for Wake Forest, which was playing in bowls in consecutive seasons for the first time and displayed an opportunistic defense.

Linebacker Stanley Arnoux highlighted a series of big plays for Wake Forest with an interception and two fourth-down stops.

"Stanley Arnoux is one of those guys nobody talks about, but he might be our best defensive player," Grobe said.

Tyler Lorenzen would agree. The UConn quarterback, disrupted all day, completed just 13-of-26 for 98 yards and was sacked

twice. Donald Brown rushed for 78 yards for the Huskies (9-4), whose poor second half ended their hopes of being ranked at the end of the season for the first time.

"Defense played great. Special teams played great," Lorenzen said. "Offensively we just didn't get it done."

While Wake Forest came into the game with a nation-best 10 non-offensive touchdowns, UConn struck first in an unconventional way late in the first quarter.

Five-foot-6 Larry Taylor returned a punt 68 yards for a touchdown down the right sideline, getting a crushing block by D.J. Hernandez to break free for the final 20 yards.

The Demon Deacons' offense was shut out in a half for the first time all season, with part of the blame pinned on offensive coordinator Steed Lobotzke hectic schedule. Lobotzke was away from the team much of the week while his wife gave birth.

Lobotzke returned Saturday morning, and the offense returned in the second half, as Adams' 38-yard run up the middle on the first drive of the second half



BOWL HISTORY - 2007



got Wake Forest on the board.

Skinner put the Demon Deacons ahead late in the third quarter by floating a pass to the left corner of the end zone for tight end John Tereshinski for a 20-yard TD.

Arnoux's first fourth-down stop, bringing down Brown for no gain, set up Sam Swank's 34-yard field goal that made it 17-10 early in the fourth.

Arnoux then broke up Lorenzen's fourth-down pass from the Wake 39.

"There's execution problems that could be faulted on the offensive and some with the quarterback," Edsall said. "It wasn't just Tyler. There were certain things that each phase could have done a little bit better."



The Huskies, picked to finish seventh in the eight-team Big East, ended the conference's seven-game bowl win streak dating to 2005.

Moore was much of the reason. He passed former North Carolina State star Torry Holt's ACC single-season record of 88 catches early in the game. He ended up with 98, and was honored on the field after the game as his family -- including his grandmother -- cheered on.

"It's definitely a story-book ending," said Moore, who grew up watching Carolina Panthers games at the same stadium. "I remember I was at a Monday night football game here and I always imagined one day I'd be on that field. Today was that day."

UConn	7	3	0	0	- 10
Wake Forest	0	0	14	10	- 24

Scoring Summary:

1st	02:38	UConn - Larry Taylor 68 yd punt return (Tony Ciaravino kick) 1 plays, 68 yards, TOP 0:00, UConn 7 - WF 0
2nd	05:00	UConn - Ciaravino 29 yd field goal 8 plays, 80 yards, TOP 2:21, UConn 10 - WF 0
3rd	12:44	WF - Josh Adams 38 yd run (Sam Swank kick) 6 plays, 66 yards, TOP 2:08, UConn 10 - WF 7
	03:27	WF - John Tereshinski 38 yd pass from Riley Skinner (Swank kick) 6 plays, 29 yards, TOP 2:31, UConn 10 - WF 14
4th	11:53	WF - Swank 43 yd field goal 7 plays, 33 yards, TOP 3:01, UConn 10 - WF 17
	00:29	WF - Micah Andrews 9 yd run (Swank kick) 8 plays, 62 yards, TOP 3:36, UConn 10 - WF 24

Team Statistics

	UConn	WF
First Downs	9	23
Rushing-Yards	30-115	36-144
Passing	13-29-1	29-38-1
Passing Yards	98	268
Total Plays	59	74
Total Yards	213	412
Average Gain	3.6	5.6
Fumbles-Lost	0-0	2-1
Third Down Conv.	5-17	8-16
Penalties-Yards	2-30	1-6
Punts-Average	7-40.0	6-22.2
Interceptions-Yards	1- -2	1-6
Time of Possession	25:09	34:51

Attendance: 53,126

Kickoff time: 1:00 p.m.

End of Game: 4:13 p.m.

Total elapsed time: 3:13

Temperature: 66

Wind: Slight

Weather: Foggy, Mostly Cloudy



BOWL HISTORY - 2008

MEINEKE CAR CARE BOWL VII

West Virginia 31, North Carolina 30

Saturday, December 27, 2008, 1:00 pm, ESPN

By MIKE CRANSTON, AP Sports Writer

CHARLOTTE, N.C. (AP) -- During four record-breaking seasons at West Virginia, Pat White made comeback victories and bowl wins routine.

His grand finale, though, was unique. The most prolific running quarterback in college football history had the best passing game of his career, cementing his status as one of the best players in school history and perhaps showing he can take his game to the NFL, too.

White threw for 332 yards in his final college game, including the game-winning 20-yard touchdown pass to Alric Arnett midway through the fourth quarter in West Virginia's 31-30 victory over North Carolina on Saturday in the Meineke Car Care Bowl.

The senior was voted MVP of a bowl for the third straight year and finished 4-0 in postseason games, helping West Virginia (9-4) end a disappointing season on a positive note.

"I'm sitting by the greatest winner in college football today," West Virginia coach Bill Stewart said of White. "He's the greatest to ever wear the old gold and blue. It's a fitting tribute that this man's the MVP."

It took a great performance to beat out Hakeem Nicks, who caught eight passes for 217 yards and three touchdowns for the Tar Heels (8-5). But T.J. Yates' otherwise strong game was marred when he was intercepted by Pat Lazear with under 2 minutes left, ending coach Butch Davis' hopes of a bowl win to complete his turnaround season at North Carolina.

"It's disappointing to lose this game, but I'm very proud of this football team and the strides we've made," said Davis, whose team was 4-8 last year and playing in their first bowl since 2004.

As Davis spoke, Stewart was leading the crowd in cheers in a sweet ending to a tumultuous season for the much-maligned replacement for Rich Rodriguez.

Entering the season as prohibitive favorites to win the Big East, the Mountaineers started 1-2. They recovered to win five straight, only to go 2-2 over their final

four games to end their BCS bowl hopes.

White made sure they went out a winner.

"Half those people out there in the old gold and blue, they all love him," Stewart said, looking at White. "But half of them would like to hang me. ... But I'm not mad. They have such a passion in West Virginia. All they want us to do is be the best."

North Carolina routinely put eight men on the line of scrimmage to stop the NCAA's all-time leading rushing quarterback. White was held to 55 yards rushing, finishing with 4,480 in his career.

Facing questions about whether he can be an NFL quarterback, White made a strong case. He completed 26 of 32 passes with three touchdowns, one interception, and a clutch fourth-quarter drive.

After West Virginia's J.T. Thomas recovered Shaun Draughn's fumble at the Mountaineers 30, White

threw a 41-yard pass over the middle to Jock Sanders, picked up nine yards on a running play and then rifled a pass between two defenders to Arnett for the go-ahead touchdown with 7:14 left.

"Knowing that this is the last time I'm going to put on this uniform, I definitely wanted to go out on top," White said. "We accomplished that."

The comeback spoiled a remarkable day by Nicks, a junior who could turn pro.

The Mountaineers were missing starting defensive backs Brandon Hogan and Sidney Glover to injuries and illness. The 6-foot-1 Nicks, playing in his hometown, responded by setting three school receiving records and shattering his career-high in yards receiving -- before the game was 20 minutes old. It was part of a dizzying offensive display by both teams that had six touchdowns on the board with 10:37 left in the second quarter.

"I told the defensive coaches, 'My God, we have nobody that can cover him,'" Stewart said.

Nicks' circus catch midway through the third quarter appeared to put the Tar Heels in good shape.



BOWL HISTORY - 2008



Yates threw a pass behind Nicks on a crossing pattern. Nicks reached back and clutched the ball with his left hand, moved it behind his back and grabbed it with his right hand on the other side of his body for an 8-yard gain. That set up Yates' 4-yard scramble to give North Carolina a 30-24 lead.

"I just wanted to go out in front of my home crowd and pursue the game plan," Nicks said.

Nicks caught three TD passes in the first half, and his first will rival his behind-the-back catch for YouTube hits.

Yates' deep heave over the middle was underthrown and nearly intercepted by Ellis Lankster, but the ball went through his hands and Nicks caught it behind him, then started to celebrate about 15 yards shy of the end zone. That allowed Keith Tandy to catch up, but Nicks wrestled away from him for the 73-yard touchdown.

White was doing his best to keep up in a game that



didn't have an incomplete pass or punt until midway through the second quarter.

White completed 14 of his first 15 passes and threw two first-half touchdowns, including a remarkable one-handed grab by Arnett for a 44-yard score. But White was intercepted in the end zone at the end of the first half by Deunta Williams, who had earlier tackled Noel Devine in the end zone for a safety.

Williams later recovered a fumble, but it wasn't enough for North Carolina. Just too

much White.

According to the West Virginia sports information staff, White is believed to be the first quarterback in college football to start four bowl victories.

"He was on target on everything," Arnett said. "That's the type of player he is. He's going to make a play with his arm or with his legs."

West Virginia	21	0	3	7	- 31
North Carolina	14	9	7	0	- 30

Scoring Summary:

1st	08:56	WVU - Noel Devine 18 yd run (Pat McAfee kick) 8 plays, 55 yards, TOP 4:05, WVU 7 - UNC 0
	07:22	UNC - Hakeem Nicks 73 yd pass from T.J. Yates (Casey Barth kick) 3 plays, 84 yards, TOP 1:34, WVU 7 - UNC 7
	05:11	WVU - Alric Arnett 44 yd pass from Pat White (McAfee kick) 5 plays, 60 yards, TOP 2:11, WVU 14 - UNC 7
	04:57	UNC - Nicks 66 yd pass from Cooter Arnold (Barth kick) 1 plays, 66 yards, TOP 0:14, WVU 14 - UNC 14
	02:35	WVU - Bradley Starks 35 yd pass from Pat White (McAfee kick) 5 plays, 65 yards, TOP 2:22, WVU 21 - UNC 14
2nd	13:23	UNC - Team Safety WVU 21 - UNC 16
	10:37	UNC - Nicks 25 yd pass from Yates (Barth kick) 5 plays, 40 yards, TOP 2:46, WVU 21 - UNC 23
3rd	09:00	WVU - McAfee 25 yd field goal 11 plays, 65 yards, TOP 6:00, WVU 24 - UNC 23
	04:29	UNC - Yates 4 yd run (Barth kick) 8 plays, 62 yards, TOP 4:31, WVU 24 - UNC 30
4th	07:14	WVU - Arnett 20 yd pass from White (McAfee kick) 3 plays, 70 yards, TOP 1:05, WVU 31 - UNC 30

Team Statistics

	WVU	UNC
First Downs	20	15
Rushing-Yards	42-123	29-93
Passing	26-32-1	16-26-1
Passing Yards	332	277
Total Plays	74	55
Total Yards	455	370
Average Gain	6.1	6.7
Fumbles-Lost	2-1	2-1
Third Down Conv.	12-19	5-11
Penalties-Yards	1-10	4-37
Punts-Average	3-44.3	5-40.0
Interceptions-Yards	1-13	1-0
Time of Possession	33:44	26:16

Attendance: 73,712

Kickoff time: 1:05 p.m.
End of Game: 4:11 p.m.
Total elapsed time: 3:06
Temperature: 56
Wind: Light
Weather: Drizzle, Foggy



BOWL HISTORY - 2009

MEINEKE CAR CARE BOWL VIII

Pittsburgh 19, North Carolina 17

Saturday, December 26, 2009, 4:30 pm, ESPN

By MIKE CRANSTON, AP Sports Writer

CHARLOTTE, N.C. (AP) - Pittsburgh hasn't won this many games since Dan Marino was the quarterback. The only player in school history to rush for more yards in a season than freshman sensation Dion Lewis is somebody named Tony Dorsett.

Thanks to a late-game rally in front of a hostile crowd, the Panthers made a strong case they've returned to prominence.

Lewis rushed for 159 yards and a touchdown to move up in the record book and Dan Hutchins kicked a 33-yard field goal with 52 seconds left, giving 17th-ranked Pitt a 19-17 victory over North Carolina on Saturday in the Meineke Car Care Bowl.

Winning 10 games for the first time since the Marino era in 1981, Pitt (10-3) overcame a disappointing loss to Cincinnati three weeks ago that cost it a spot in a BCS bowl.

"It's back," Lewis said of Pitt football, moments after he was voted bowl MVP. "We're not satisfied with just 10 wins. We want to get more next year."

The last win in 2009 required a remarkable 17-play drive that lasted nearly 9 minutes, included a key fourth-down conversion, a costly penalty against North Carolina and 13 runs by the dynamic Lewis.

Eclipsing Dorsett's freshman rushing record of 1,686 yards in the first quarter, Lewis also moved past Craig Heyward into second on the school's single-season list with 1,799 yards. Dorsett rushed for 2,150 yards in 1976 when he won the Heisman Trophy and Pitt won its last national title.

"It's tough to describe what Dion has accomplished," coach Dave Wannstedt said. "He's special."

T.J. Yates threw two touchdown passes to Greg Little, but his incomplete pass on fourth-and-10 from

his own 49 with 6 seconds left sent the Tar Heels (8-5) to their second straight loss.

Yates was 19 of 32 for 183 yards and an interception while Little caught seven passes for 87 yards and Ryan Houston rushed for 83 yards.

But North Carolina's defense, which came in sixth in the nation overall and ninth against the run, struggled to contain the shifty Lewis and continued a trend

of struggling to close out games over the past two seasons under coach Butch Davis.

"I don't think we played as smart as we needed to," Davis said.

The matchup of old coaching buddies went to Wannstedt.

Davis and Wannstedt worked on Jimmy Johnson's staffs at Oklahoma State, Miami and the Dallas Cowboys, winning a national title

and Super Bowl together. Their careers then included NFL head coaching jobs before they returned to college.

It took Wannstedt's big gamble to lift Pitt after North Carolina took a 17-16 lead late in the third quarter on Yates' 14-yard TD pass to Little.

Facing a fourth-and-1 from his own 30 with 6:36 left, senior Bill Stull got 3 yards on a quarterback keeper.

Lewis was later stuffed on third down, leaving Wannstedt with another decision on fourth-and-2 from the North Carolina 30 with 1:30 left. He brought out the field goal unit, but Pitt used a hard count and North Carolina's Cam Thomas jumped offside, giving Pitt a first down.

"We were definitely trying to draw them offside," Wannstedt said. "But we were going to kick it. ... But that extra 20 yards sure helped."



BOWL HISTORY - 2009



Lewis got 13 yards on the next play, and his 6-yard run into the middle of the field on his 28th carry set up Hutchins' fourth field goal.

Lewis broke Dorsett's 36-year-old freshman mark on a 24-yard run late in the first quarter that ended with him fumbling the ball through the end zone for a touch-back when E.J. Wilson knocked the ball free.

The speedy Lewis made up for it an 11-yard touchdown run that put Pitt ahead 10-7 early in the second quarter.

The 5-foot-8 Lewis had eclipsed 100 yards by halftime, his 10th 100-yard game of the season and his eighth straight. Not bad for a lightly recruited player deemed too small by most of the major schools.

Davis compared him to Clinton Portis, and Lewis was already fielding 2010 Heisman Trophy questions after the game.

"That's too much," Lewis said. "I don't think I'm ready



for that right now."

North Carolina couldn't overcome its numerous mistakes in falling to 0-3 in the Charlotte bowl.

Erik Highsmith's fumble set up a Pitt field goal, and Yates was picked off by Dan Mason near the goal line in the second quarter. Even Yates' 15-yard TD pass to a double-covered Little in the first quarter ended with a 15-yard penalty when Little punted the ball into the stands.

There wasn't much competition for the ball. The crowd

of 50,389 was the smallest in the bowl's eight seasons, and North Carolina ended with a loss in Charlotte for a second straight season.

"To put ourselves in back-to-back winning seasons, back-to-back bowl games these last two years, we've covered an awful lot of ground," Davis said. "We haven't scratched the surface of where we want to go.

Pittsburgh	0	13	3	3	- 19
North Carolina	7	3	7	0	- 17

Scoring Summary:

1st	06:57	UNC - Greg Little 15 yd pass from T.J. Yates (Casey Barth kick) 7 plays, 77 yards, TOP 4:23, PITT 0 - UNC 7
2nd	14:11	PITT - Dan Hutchins 31 yd field goal 7 plays, 26 yards, TOP 2:21, PITT 3 - UNC 7
	11:08	PITT - Dion Lewis 11 yd run (Hutchins kick) 3 plays, 45 yards, TOP 1:15, PITT 10 - UNC 7
	01:05	UNC - Barth 37 yd field goal 5 plays, 18 yards, TOP 1:48, PITT 10 - UNC 10
	00:00	PITT - Hutchins 31 yd field goal 6 plays, 46 yards, TOP 1:05, PITT 13 - UNC 10
3rd	09:11	PITT - Hutchins 42 yd field goal 7 plays, 11 yards, TOP 4:06, PITT 16 - UNC 10
	04:00	UNC Little 14 yd pass from Yates (Barth kicki) 10 plays, 70 yards, TOP 5:11, PITT 16 - UNC 17
4th	00:52	PITT - Hutchins 33 yd field goal 17 plays, 79 yards, TOP 8:47, PITT 19 - UNC 10

Team Statistics

	PITT	UNC
First Downs	17	18
Rushing-Yards	36-129	29-81
Passing	17-24-0	19-33-1
Passing Yards	163	183
Total Plays	60	62
Total Yards	292	264
Average Gain	4.9	4.3
Fumbles-Lost	4-1	2-1
Third Down Conv.	6-15	6-13
Penalties-Yards	4-26	8-78
Punts-Average	2-45.0	3-41.3
Interceptions-Yards	1-2	0-0
Time of Possession	29:25	30:35

Attendance: 50,389

Kickoff time: 4:35 p.m.
End of Game: 7:42 p.m.
Total elapsed time: 3:07
Temperature: 47
Wind: WSW 5 mph
Weather: Overcast



BOWL HISTORY - 2010

MEINEKE CAR CARE BOWL IX

South Florida 31, Clemson 26

Friday, December 31, 2010, 12:00 pm, ESPN

By MIKE CRANSTON, AP Sports Writer

CHARLOTTE, N.C. (AP) - Skip Holtz came to South Florida in a tough spot, replacing a popular coach whose firing left some bad feelings in the locker room. The 3-3 start fueled by a shaky offense didn't help matters.

Slowly, Holtz got a grip on the young program and thanks to an impressive comeback from an injury by his quarterback, the Bulls have reached another milestone.

B.J. Daniels threw two touchdowns passes and ran for a third and in South Florida's 31-26 victory over Clemson on Friday in the Meineke Bowl that gave Holtz a strong finish to his first season and left his team full of smiles.

"We are all so happy to be here," Daniels said. "The coaches have been so supportive and have put a lot of confidence in us."

Mo Plancher also ran for a score for the Bulls (8-5), who took control after Tigers quarterback Kyle Parker left at halftime with a cracked rib. South Florida secured its fifth straight eight-win season and earned its first bowl win over a team from a BCS automatic-qualifying league.

"It was really a great team effort all the way around," said Holtz, who helped the beleaguered Big East move to 3-1 in bowls.

Holtz's grin was in stark contrast to Clemson coach Dabo Swinney after a bad ending to a rough season that left him not ruling out changes to his coaching staff. The Tigers were 2-0 before an overtime loss to No. 1 Auburn set off an avalanche of bad news and losses.

Parker's final game before embarking on a baseball career ended abruptly when he was tackled near the goal line at the end of the second quarter.

Backup Tajh Boyd was picked off by JaQuez Jenkins on the first play of the fourth. His 48-yard return set up Daniels' 8-yard TD run to make it 31-13 and gave the Tigers (6-7) their first losing season in 11 years.

It was a triumphant return to North Carolina for Holtz, who left East Carolina in January to take over at South Florida.

A steady Daniels completed 20 of 27 passes for 189 yards and an interception to win the MVP award.

"B.J. is a veteran and I made the comment we were going to need his feet with this defensive front with the way they get after the passer," Holtz said. "I thought he did a great job out there today. He made some super decisions."

South Florida stormed to a 17-3 second-quarter lead behind Daniels' 2 TD passes. The Bulls added a field goal following Quenton Washington's 45-yard interception return.

Parker led two scoring drives to end the first half, but he was hurt on a 1-yard run before Jamie Harper punched it in from yard out to make it 17-13 at halftime.

Plancher's 2-yard TD run early in the third quarter gave South Florida a comfortable cushion again and the elusive Daniels was able to keep Clemson's



BOWL HISTORY - 2010



stout defense at bay.

Daniels, who came in with a nation-best 15 1/2 sacks, never got to Bowers and failed to set the school's single-season sacks record in what might be his final college game. Bowers is projected to be a high first-round draft pick.

Clemson made a last-gasp comeback bid. Boyd threw a 6-yard touchdown pass to Brandon Ford with 1:47 left.

The Tigers recovered the onside kick and Boyd found Ford again for a 10-yard TD. But Clemson's second onside kick was touched by the Tigers about

a half yard short of the 10 it needed to travel and USF took over.

Clemson's difficult season ended with small group of its disgruntled fans making the 2 1/2 drive to Charlotte to see them. Fewer than 40,000 came through the turnstiles in the lowest-attended game in the bowl's nine-year history.

"I don't blame the fans one bit for being ticked off," Swinney said. "They should be ticked off. I'm going to do everything I can to make us better."



South Florida	7	10	7	7	- 31
Clemson	3	10	0	13	- 26

Scoring Summary:

1st	05:30	CU - Chandler Catanzaro 27 yd field goal 7 plays, 25 yards, TOP 3:16, USF 0 - CU 3
	00:39	USF - Demetri Murray 25 yd pass from B.J. Daniels (Maikon Bonani kick) 6 plays, 82 yards, TOP 2:25, USF 7 - CU 3
2nd	13:42	USF - Bonani 27 yd field goal 4 plays, 1 yards, TOP 1:41, USF 10 - CU 3
	07:19	USF - Dontavia Bogan 15 yd pass from Daniels (Bonani kick) 9 plays, 64 yards, TOP 4:15, USF 17 - CU 3
	03:55	CU - Catanzaro 44 yd field goal 8 plays, 48 yards, TOP 3:17, USF 17 - CU 6
	00:30	CU - Jamie Harper 1 yd run (Catanzaro kick) 7 plays, 43 yards, TOP 0:50, USF 17 - CU 13
3rd	09:47	USF - Moise Plancher 2 yd run (Bonani kick) 13 plays, 83 yards, TOP 5:05, USF 24 - CU 13
4th	13:58	USF - Daniels 8 yd run (Bonani kick) 2 plays, 5 yards, TOP 0:48, USF 31 - CU 13
	01:47	CU - Brandon Ford 6 yd pass from Tajh Boyd (Boyd pass failed) 7 plays, 59 yards, TOP 1:59, USF 31 - CU 19
	01:47	CU - Ford 10 yd pass from Boyd (Catanzaro kick) 5 plays, 43 yards, TOP 1:00, USF 31 - CU 26

Team Statistics

	USF	CU
First Downs	18	17
Rushing-Yards	37-90	27-50
Passing	20-28-1	24-41-2
Passing Yards	189	246
Total Plays	65	68
Total Yards	279	296
Average Gain	4.3	4.4
Fumbles-Lost	2-1	0-0
Third Down Conv.	9-14	5-16
Penalties-Yards	3-40	6-46
Punts-Average	3-29.3	5-42.6
Interceptions-Yards	2-93	1-0
Time of Possession	30:25	29:35

Attendance: 41,122

Kickoff time: 12:07 p.m.
End of Game: 3:19 p.m.
Total elapsed time: 3:16
Temperature: 48
Wind: Calm
Weather: Mostly Cloudy



BOWL HISTORY - 2011

BELK BOWL X

NC State 31, Louisville 24

Tuesday, December 27, 2011, 8:00 pm, ESPN

By STEVE REED, AP Sports Writer

CHARLOTTE, N.C. (AP) - North Carolina State coach Tom O'Brien took a lot of heat when he decided to part ways with star quarterback Russell Wilson and go with unproven junior Mike Glennon as his starter.

It all worked out on Tuesday night in the Belk Bowl, with Glennon throwing for 264 yards and three touchdowns to lead N.C. State over Louisville 31-24 -- and earn MVP honors in the process.

So O'Brien feels vindicated, right? Well, not so much.

"I never had to feel vindicated by any of that," said O'Brien, who ran his record to 8-2 in bowl games. "That would never be my goal once I made a decision. I don't care what people think. I made a decision what was best for this football team going forward. When I made the decision and weighing all options and looking at the talent this kid has I knew we would have a quarterback. I don't have to feel vindicated by anybody."

Then he smiled and added, "but he helped (vindicate) me."

Glennon threw two of his touchdown passes to senior receiver T.J. Graham, who made the most of his final game at N.C. State with seven catches for 116 yards, including a 65-yard score on a nifty catch-and-run.

He threw another to Tobais Palmer, who made what Glennon called "the best catch I've seen all year" when Palmer completely turned his body around in midair and managed to catch it and keep running to the end zone for a 35-yard score.

Glennon finished the season with 31 touchdown passes.

"I knew Russell was a great player and would do great wherever he ended up but I also felt confidence in myself and I know my teammates had confidence in me, so I knew I would do just fine this year," Glennon said.



N.C. State (8-5) also got a huge effort from its defense, which came in leading the country in interceptions.

David Amerson, the nation's individual leader in interceptions, had two of the

Wolfpack's three picks on Louisville freshman quarterback Teddy Bridgewater. He returned one 65 yards for a touchdown to put the Wolfpack up by 21 midway through the third quarter and later sealed the win with a pick on a final fourth-and-23 heave by Bridgewater with 41 seconds left.

Amerson finished the season with 13 interceptions, a new Atlantic Coast Conference record.

"The DB's had to step up and make a play at the end of the game and that's what we did," Amerson said. "I just saw that ball and it was like tunnel vision. I was going to go get it."

Bridgewater had an up and down night, throwing for 274 yards and two touchdowns and running for another. But the three picks hurt.

"Their blitz pattern was simple, it's just that they blitz so much though that they disguised it well," Bridgewater said. "It was more than we faced all year."

BOWL HISTORY - 2011



Down 21, Louisville coach Charlie Strong used a fake punt and recovered an onside kick to get back in the game after falling behind by 21.



Bridgewater threw 2-yard touchdown passes to tight end Nate Nord and wide receiver Josh Bellamy to close the gap to 31-24 with 3:55 left in the game.

The Cardinals had one last chance to send the game into overtime after stopping N.C. State on fourth-and-2. However, on a third-and-12, Dontae Johnson sacked Bridgewater for an 11-yard loss to set up Amerson's clinching interception.

O'Brien was worried about his young special teams unit entering the game and his worst fears were realized early in the game when freshman punter Will Baumann mishandled a low snap from center and was swarmed under at the 5-yard line.

The Cardinals cashed in three plays later on an 8-yard touchdown run by Bridgewater to tie the game.

After Louisville went ahead 10-7, Glennon bounced back from an early interception by completing five straight passes for 80 yards, capped by a 35-yard touchdown to Palmer, who made a nice adjustment with the ball in midair to haul in the pass.

Then came the play of the game as Graham caught a pass over the middle from Glennon and broke two tackles en route to a 68-yard touchdown reception giving the Wolfpack a 21-10 lead at the break.



Louisville	7	3	7	7	- 24
NC State	7	14	10	0	- 31

Scoring Summary:

1st	05:39	NCSt - T.J.Graham 6 yd pass from Mike Glennon (Niklas Sade kick) 14 plays, 69 yards, TOP 6:06, UofL 0 - NCSt 7
	01:06	UofL - Teddy Bridgewater 8 yd run (Chris Philpott kick) 3 plays, 5 yards, TOP 0:56, UofL 7 - NCSt 7
2nd	06:07	UofL - Philpott 32 yd field goal 7 plays, 48 yards, TOP 3:40, UofL 10 - NCSt 7
	04:03	NCSt - Tobais Palmer 35 yd pass from Glennon (Sade kick) 5 plays, 80 yards, TOP 1:58, UofL 10 - NCSt 14
	01:35	NCSt - Graham 68 yd pass from Glennon (Sade kick) 2 plays, 68 yards, TOP 0:36, UofL 10 - NCSt 21
3rd	08:04	NCSt - Sade 34 yd field goal 14 plays, 60 yards, TOP 6:51, UofL 10 - NCSt 24
	06:39	NCSt - David Amerson 65 yd interception return (Sade kick) UofL 10 - NCSt 31
	02:00	UofL - Nate Nord 2 yd pass from Bridgewater (Philpott kick) 10 plays, 71 yards, TOP 4:31, UofL 17 - NCSt 31
4th	3:55	UofL - Josh Bellamy 2 yd pass from Bridgewater (Sade kick) 12 plays, 75 yards, TOP 4:28, UofL 24 - NCSt 31

Team Statistics

	UofL	NCSt
First Downs	18	19
Rushing-Yards	35-117	28-65
Passing	24-43-3	21-33-1
Passing Yards	274	264
Total Plays	78	61
Total Yards	391	329
Average Gain	5.0	5.4
Fumbles-Lost	2-0	3-2
Third Down Conv.	7-17	5-12
Penalties-Yards	4-52	8-47
Punts-Average	3-37.0	2-34.0
Interceptions-Yards	1-0	3-69
Time of Possession	31:50	28:10

Attendance: 58,427

Kickoff time: 8:06 p.m.
End of Game: 11:28 p.m.
Total elapsed time: 3:22
Temperature: 47
Wind: WSW 18 mph
Weather: Clear, Breezy



BOWL HISTORY - 2012

BELK BOWL XI

Cincinnati 48, Duke 34

Thursday, December 27, 2012, 6:30 pm, ESPN

By STEVE REED, AP Sports Writer

CHARLOTTE, N.C. (AP) - Duke seemed to have its first bowl win since 1961 well in hand — and then the bottom fell out.

With the game tied at 34 and the Blue Devils working on the clock while setting up for a potential go-ahead field goal, Josh Snead fumbled on a second-and-goal at the Cincinnati 5-yard line and the Bearcats recovered.

Four plays later, game MVP Brendon Kay connected on an 83-yard touchdown pass to tight end Travis Kelce to help lift Cincinnati to a 48-34 victory in the Belk Bowl.

"It's heartbreaking, because we wanted to win this game for our seniors," Snead said. "But as a team, we're going to learn from this and build off the momentum from this."

After the game, Duke coach David Cutcliffe refused to pin the loss on Snead, saying there were numerous missed opportunities.

Snead said he'll move on and learn from the mistake. As for the fumble, he couldn't explain what happened.

"The exchange to my handoff carrying the ball, it just popped out," Snead said. "Somebody got their hand in there and it popped out."

Kay threw for 332 yards and his four scoring passes were a Belk Bowl record.

His biggest TD pass came when Kelce got behind the Duke defense on a seam route, caught the ball in stride and raced the final 60 yards to the end zone as Blue Devils fans looked on in stunned silence.

Cincinnati (10-3) sealed it on the next series when Maalik Bomar came crashing into Duke quarterback Sean Renfree, forcing a deflection that Nick Temple returned 55 yards for a touchdown.

Renfree threw for 358 yards — another Belk Bowl record — for the Blue Devils (6-7). Conner Vernon, the ACC's all-time leader in receptions and receiving yards, had 10 catches for 119 yards and a touchdown in his final game for the Blue Devils.

Duke, which came in having allowed 51 points and an average of 294.5 yards rushing over its previous four games, struggled to stop Cincinnati after the first quarter.

The Bearcats piled up 554 total yards of offense, including 130 yards on the ground by George Winn. Duke wasn't too shabby on offense, either, combining with the Bearcats for a Belk Bowl-record 1,114 yards.

Kay's MVP performance comes after a career beset by injuries, but this turned out to be his night to shine.

The Bearcats trailed 16-0 before rattling off 27 straight points to seem-



BOWL HISTORY - 2012



ingly take control, and the big turning point came from Cincinnati linebacker Greg Blair.

With Duke leading 16-3 and looking for more, Renfree fired a pass over the middle for running back Jela Duncan, who lunged for the goal line but was hit by Blair and fumbled. Blair recovered and suddenly the Bearcats had a shot.

Cincinnati came to life a short time later when Kay connected on a 25-yard touchdown pass to Anthony McClung, cutting the Duke lead to 16-10. Kay's second scoring pass, a 41-yard strike to Abernathy, capped a 98-yard drive in the final two minutes of the first half and gave the Bearcats their first lead.

Cincinnati carried the momentum into the second half, scoring on their first two possessions. Tony Miliano connected from 25 yards out and Winn cut back against the grain and raced 46 yards for his 13th touchdown of the season.

But the Blue Devils stormed back to take the lead on a 10-yard touchdown pass from Renfree

to Vernon and a 2-yard pass from reserve quarterback Brendon Connette to David Reeves.

The game went back and forth from there before Kelce, who finished with 123 yards receiving, put the Bearcats ahead for good.



Cincinnati	3	14	10	21	- 48
Duke	16	0	8	10	- 34

Scoring Summary:

1st	11:48	Duke - Brandon Connette 5 yd run (Ross Martin kick blocked) 8 plays, 79 yards, TOP 3:12, Cin. 0 - Duke 6
	06:12	Duke - Martin 33 yd field goal 11 plays, 44 yards, TOP 3:38, Cin. 0 - Duke 9
	04:45	Duke - Tony Foster 0 yd blocked punt return (Martin kick) Cin. 0 - Duke 16
	01:43	CIN - Tony Miliano 45 yd field goal 8 plays, 50 yards, TOP 2:56, Cin. 3 - Duke 16
2nd	04:02	CIN - Anthony McClung 25 yd pass from Brendon Kay (Miliano kick) 5 plays, 54 yards, TOP 2:08, Cin. 10 - Duke 16
	00:42	CIN - RD Abernathy 41 yd pass from Kay (Miliano kick) 6 plays, 98 yards, TOP 1:46, Cin. 17 - Duke 16
3rd	10:02	CIN - Miliano 27 yd field goal 8 plays, 70 yards, TOP 4:52, Cin. 20 - Duke 16
	07:41	CIN - George Winn 46 yd run (Miliano kick) 2 plays, 60 yards, TOP 0:41, Cin. 27 - Duke 16
	03:00	Duke - Connor Vernon 10 yd pass from Sean Renfree (Isaac Blakeney pass from Renfree) 11 plays, 80 yards, TOP 4:41, Cin. 27 - Duke 24
4th	12:45	Duke - David Reeves 2 yd pass from Connette (Martin kick) 9 plays, 68 yards, TOP 2:55, Cin. 27 - Duke 31
	11:19	CIN - Chris Moore 25 yd pass from Kay (Miliano kick) 4 plays, 77 yards, TOP 1:18, Cin. 34 - Duke 31
	07:24	Duke - Martin 52 yd field goal 10 plays, 46 yards, TOP 3:48, Cin. 34 0 Duke 34
	00:44	CIN - Travis Kelce 83 yd pass from Kay (Miliano kick) 4 plays, 94 yards, TOP 0:36, Cin. 41 - Duke 34
	00:14	CIN - Nick Temple 55 yd interception return (Miliano kick) Cin. 48 - Duke 34

Team Statistics

	CIN	Duke
First Downs	18	36
Rushing-Yards	28-222	39-200
Passing	17-25-0	38-50-2
Passing Yards	332	360
Total Plays	53	89
Total Yards	554	560
Average Gain	10.5	6.3
Fumbles-Lost	0-0	3-2
Third Down Conv.	3-10	7-13
Penalties-Yards	6-59	5-48
Punts-Average	4-39.2	1-79.0
Interceptions-Yards	2-76	0-0
Time of Possession	26:18	33:42

Attendance: 48,128

Kickoff time: 6:35 p.m.
End of Game: 10:20 p.m.
Total elapsed time: 3:45
Temperature: 47
Wind: WNW 5 mph
Weather: Mostly cloudy



BOWL HISTORY - 2013

BELK BOWL XII

North Carolina 39, Cincinnati 17

Saturday, December 28, 2013, 3:20 pm, ESPN

By STEVE REED, AP Sports Writer

CHARLOTTE, N.C. (AP) - When North Carolina freshman Ryan Switzer reported to training camp in August he was a little miffed to learn he was third on the depth chart at punt returner.

Rather than pout, the 5-foot-10, 175-pound Switzer went about working even harder to earn the starting job.

The 18-year-old not only did that, but capped a memorable season Saturday by returning a punt 86 yards for a touchdown to help North Carolina beat Cincinnati 39-17 for its first Belk



Bowl title in four tries. It was Switzer's fifth punt return for a TD this season, tying an NCAA record.

T.J. Logan returned a kickoff 78 yards for a touchdown, Marquise Williams threw for 171 yards and a score and Romar Morris had two short TD runs as the Tar Heels (7-6) won a bowl game for the first time since 2010.

The victory also capped a huge turnaround for the Tar Heels, who started the season 1-5.

"We're standing here today because of our coaching staff and our senior leadership," said Switzer, the game's MVP. "Those two groups, they didn't let us hang our heads. They didn't let one person walk into the building who wasn't willing to work. We knew we had the talent the ability to turn the season around. We had to have the heart to do it."

Cincinnati (9-4) was looking to become the bowl's first back-to-back champion since Virginia

did it 10 years ago, but Brendon Kay — the MVP last year — was limited to 181 yards passing and no touchdowns.

The Tar Heels brought relentless pressure and had five sacks, including one for a safety.

"They knew we were missing some starters on the offensive line, and they threw the kitchen sink at us," Cincinnati coach Tommy Tuberville said. "They twisted, they did all kinds of things up front, and our quarterback could never set his

feet. He didn't have a chance. ... We expected it, but there's not a lot we could do about it."

North Carolina came in having lost its previous three in-state Belk Bowl appearances, but bolted to a 23-3 halftime lead behind a pair of long touchdown drives led by Williams and Logan's nifty kickoff return.

After Morris scored on a 2-yard run to make it 7-0, Brandon Ellerbe and Kareem Martin sacked Kay in the end zone for a safety — the first of three sacks in the opening half. On the ensuing kickoff, Logan put the Tar Heels in control by fielding the ball near the left sideline and cutting back up the middle of the field for the score.

Williams made it 23-3 in the second quarter, hitting Tabb on a quick slant for a 3-yard touchdown strike.

Unlike last year's Belk Bowl when Cincinnati spotted Duke 17 points and stormed back to win

BOWL HISTORY - 2013



48-34 behind Kay's four touchdown passes, there would be no Bearcats comeback.

Switzer turned in another big special teams play in the third quarter when he fielded a punt at his own 14 exploded up the field for an 86-yard TD after several Bearcats overran the punt.



The Bearcats reached the end zone on a 15-yard touchdown run by Ralph David Abernathy, but the Tar Heels answered with a methodical 13-play, 65-yard drive, with Morris scoring his second touchdown on a 1-yard plunge to make it 36-10.

Fedora said he's excited about North Carolina's future as the school looks to put the memory of NCAA sanctions behind them for good.

"We are going in the right direction," Fedora said. "There is a tremendous positive buzz about the Tar Heels in the state of North Carolina."

Kay said it was an emotional way to end his career at Cincinnati.

"This is not the way (the seniors) wanted to go out, by any means," Kay said. "It's tough. We've been through a lot this year — coaching changes, losing a teammate (in a deadly car accident), other ups and downs — but I wouldn't want to go to war with anybody else but this team, these seniors."

Cincinnati	0	3	7	7	- 17
North Carolina	16	7	13	3	- 39

Scoring Summary:

1st	05:40	UNC - Romar Morris 2 yd run (Thomas Moore kick) 11 plays, 68 yards, TOP 3:39, Cin. 0 - UNC 7
	02:25	UNC - Kareem Martin safety Cin. 0 - UNC 9
	02:12	UNC - T.J. Logan 78 yd kickoff return (Moore kick) Cin. 0 - UNC 16
2nd	14:17	CIN - Tony Miliano 34 yd field goal 10 plays, 48 yards, TOP 2:55, Cin. 3 - UNC 16
	10:16	UNC - Jack Tabb 3 yd pass from Marquise Williams (Moore kick) 12 plays, 76 yards, TOP 4:01, Cin. 3 - UNC 23
3rd	10:41	UNC - Ryan Switzer 86 yd punt return (Moore kick failed) Cin. 3 - UNC 29
	08:08	CIN - RD Abernathy 15 yd run (Miliano kick) 9 plays, 75 yards, TOP 2:33, Cin. 10 - UNC 29
	03:32	UNC - Morris 1 yd run (Moore kick) 13 plays, 65 yards, TOP 4:36, Cin. 10 - UNC 36
4th	14:26	CIN - Shaq Washington 10 yd run (Miliano kick) 3 plays, 61 yards, TOP 0:44, Cin. 17 - UNC 36
	02:52	UNC - Moore 40 yd field goal 15 plays, 74 yards, TOP 9:19, Cin. 17 - UNC 39

Team Statistics

	CIN	UNC
First Downs	20	23
Rushing-Yards	36-168	46-174
Passing	16-36-1	19-33-0
Passing Yards	181	171
Total Plays	72	79
Total Yards	349	345
Average Gain	4.8	4.4
Fumbles-Lost	1-1	1-1
Third Down Conv.	4-14	6-15
Penalties-Yards	3-35	4-25
Punts-Average	5-36.4	4-44.2
Interceptions-Yards	0-0	1-0
Time of Possession	26:36	33:24

Attendance: 45,211

Kickoff time: 3:25 p.m.
End of Game: 6:35 p.m.
Total elapsed time: 3:10
Temperature: 53
Wind: SSE 2 mph
Weather: Cloudy



BOWL HISTORY - 2014

BELK BOWL XIII

#13 Georgia 37, #20 Louisville 14

Tuesday, December 30, 2014, 3:20 pm, ESPN

By STEVE REED, AP Sports Writer

CHARLOTTE, N.C. (AP) - Louisville coach Bobby Petrino wasn't about to let a disappointing finish put a damper on his team's accomplishments this season — or what he perceives to be a bright future for the program.

"It's been a good year for us and we have a ways to go," Petrino said. "This was a good measuring stick for us."

Freshman Nick Chubb ran for a career-high 266 yards and two touchdowns as No. 13 Georgia defeated 20th-ranked Cardinals 37-14 in the Belk Bowl on Tuesday night.

Louisville finished 9-4 in its first season with Petrino back at the helm.

But how it ended was a bit surprising.

The Cardinals came in with the nation's second best defense but allowed 301 yards on the ground. Chubb's rushing total was second highest in school history behind only Herschel Walker's 283 yards rushing against Vanderbilt in 1980. Chubb averaged 8 yards per carry.

Louisville linebacker Keith Kelsey called Chubb the best running back the Cardinals have faced this season. He said the goal now is to get bigger, stronger and faster this offseason.

Petrino decided to give redshirt freshman Kyle Bolin his first career start.

It was a struggle for Bolin, who finished 20 of 40 for 300 yards with two interceptions and one touchdown. Backup Reggie Bonafon attempted just three passes and completed one for 14 yards

along with one interception.

DeVante Parker lived up to his billing with eight catches for 120 yards for Louisville.



Georgia quarterback Hutson Mason threw for 149 yards and a touchdown before leaving with blurred vision in the second quarter with the Bulldogs (10-3) ahead 20-7. He was replaced by Brice Ramsey, whose primary duty was to hand the ball off to Chubb and watch him run.

Mason said after the game he didn't have a concussion, but couldn't see straight.

Georgia's defense certainly contributed to the win.

They came up with three interceptions, two of those by Dominick Sanders.

The Bulldogs leaned heavily on the 5-foot-10, 228-pound Chubb after Mason left the game and Ramsey was intercepted on his first play from scrimmage.

Chubb set a new Belk Bowl rushing record, eclipsing the 174-yard effort set by Boston College's Andrew Callender in 2004.

Louisville's defense came into the game allowing just 93.7 yards per game on the ground. Chubb nearly had that in the first half, rushing for 78 yards on 12 carries and a touchdown. He added an 82-yard run in the second half that led to another Georgia score.

BOWL HISTORY - 2014



Georgia coach Mark Richt said Ramsey, who could be Georgia's starting quarterback next season, made a few mistakes during the game but "overall he secured the ball well."

The Bulldogs roared to a 20-7 lead in the first half as Mason found wide open flanker Chris Conley down the middle of the field for a 44-yard

touchdown strike for a 7-0 lead. Chubb added a 31-yard scoring run.

The Bulldogs (10-3) made it a three-possession game late in the third quarter when Chubb broke free from his own 3 and raced 82 yards, setting up a 2-yard touchdown run by Sony Michel.

Chubb later sealed the win with an 8-yard touchdown run.

Louisville's only scores came on an 11-yard scoring strike from Bolin to Gerald Christian and a 6-yard run by Brandon Radcliff.



#13 Georgia	7	13	7	10	- 37
#20 Louisville	7	0	7	0	- 14

Scoring Summary:

1st	08:24	UGA - Chris Conley 44 yd pass from Hutson Mason (M. Morgan kick) 8 plays, 90 yards, TOP 3:16, UGA 7 - LOU 0
	04:25	LOU - Gerald Christian 11 yd pass from Kyle Bolin (John Wallace kick) 9 plays, 84 yards, TOP 3:54, UGA 7 - LOU 7
2nd	11:33	UGA - Marshall Morgan 41 yd field goal 9 plays, 43 yards, TOP 2:30, UGA 10 - LOU 7
	06:40	UGA - Nick Chubb 31 yd run (Morgan kick) 7 plays, 76 yards, TOP 2:19, UGA 17 - LOU 7
	04:58	UGA - Morgan 22 yd field goal 4 plays, 4 yards, TOP 1:23, UGA 20 - LOU 7
3rd	05:41	UGA - Sony Michel 2 yd run (Morgan kick) 3 plays, 97 yards, TOP 0:57, UGA 27 - LOU 7
	01:48	LOU - Brandon Radcliff 6 yd run (Wallace kick) 10 plays, 70 yards, TOP 3:47, UGA 27 - LOU 14
4th	05:20	UGA - Morgan 41 yd field goal 9 plays, 43 yards, TOP 4:13, UGA 30 - LOU 14
	02:02	UGA - Chubb 8 yd run (Morgan kick) 4 plays, 45 yards, TOP 2:16, UGA 37 - LOU 14

Team Statistics

	UGA	LOU
First Downs	22	20
Rushing-Yards	53-292	27-62
Passing	14-24-1	21-44-3
Passing Yards	200	314
Total Plays	77	71
Total Yards	492	376
Average Gain	6.4	5.3
Fumbles-Lost	1-1	1-0
Third Down Conv.	12-18	6-14
Penalties-Yards	4-19	7-44
Punts-Average	2-41.0	6-37.5
Interceptions-Yards	3-42	1-0
Time of Possession	33:00	27:00

Attendance: 45,671

Kickoff time: 6:36 p.m.
End of Game: 10:06 p.m.
Total elapsed time: 3:30
Temperature: 39
Wind: NNE 5 mph
Weather: Cloudy



BOWL HISTORY - 2015

BELK BOWL XIV

Mississippi State 51, NC State 28

Wednesday, December 30, 2015, 3:30 pm, ESPN

By STEVE REED, AP Sports Writer

CHARLOTTE, N.C. (AP) - Dak Prescott was determined to put an exclamation point on his impressive career at Mississippi State.

He did just that Wednesday.

Prescott threw for a Belk Bowl-record 380 yards and four touchdowns on a rain-soaked field in Mississippi State's 51-28 victory over North Carolina State.

Selected the game MVP, Prescott completed 25 of 42 passes and ran for 47 yards joining Colin Kaepernick, Tim Tebow, Dan LeFevour as the only players in FBS history to throw for 9,000 yards and run for 2,500 yards in their career.

"There aren't words to describe what he has done for this program," Mississippi State coach Dan Mullen said. "He has taken a university and a football program and changed the way people think about it. That's pretty unique. I've coached a lot of good football players, and I hate comparing guys, but he could very easily be the best guy I've ever coached."

That's some high praise from Mullen, who was Tebow's offensive coordinator at Florida.

Prescott threw two touchdown passes to Brandon Holloway in the second half to break it open for the Bulldogs, who finished the season 9-4 after being picked to finish last in the SEC West in the preseason poll.

Wide receiver Fred Ross had seven catches for 74 yards and a touchdown and scored on a 33-yard reverse. De'Runnya Wilson added five catches for 96 yards and a touchdown to help the Bulldogs break the Belk Bowl scoring record.

North Carolina State's Jacoby Brissett threw for one score and ran for another, but had two early interceptions that led to Mississippi State's first 14 points.

Brissett had only thrown four interceptions all season coming into the game.

The Bulldogs led 31-14 at the half before Prescott put the game away.

He lobbed his third TD pass of the game to Holloway over a blitzing defense to put the Bulldogs up 37-21 late in the third quarter. The senior quarterback hit Holloway in stride on a go route along the right sideline for a 55-yard touchdown in the fourth quarter.

Holloway finished with 78 yards on four catches.

Mississippi State's defense set the tone early. On the first play from scrimmage, defensive end Jonathan Calvin hit Brissett as he released the ball and linebacker Gerri Green came up with the diving interception on the slick field at the Wolfpack 26. Five plays later, Ross hauled in a pass from Prescott in the left flat, turned up the



BOWL HISTORY - 2015



left sideline and raced 14 yards for a score.

Brissett had another pass picked off later in the first quarter and Prescott capitalized by finding Wilson for a 28-yard scoring strike. Mississippi State made it 21-0 when Ross scored on a 33-yard reverse.

Brissett did battle back. He hooked up with former defensive end Pharoah McKeever on an 82-yard scoring strike on a blown coverage to get NC State on the board, and Jaylen Samuels raced 46 yards for a touch-



down to trim the lead to seven. But that was as close as the Wolfpack would get.

The Bulldogs made it a two-possession game when left guard Justin Malone bent over to pick up a loose ball in the end zone after Prescott fumbled on a quarterback draw.

Doeren believes a young Wolfpack (7-6) team has a bright future.

"There's two things that happen: You have struggle in your life and then you deal with struggle," he said. "I told them I've been through this and the first thing that you do is you stick together as a family."

NC State	0	14	7	7	- 28
Mississippi State	14	17	6	14	- 51

Scoring Summary:

1st	13:33	MSU - Fred Ross 14 yd pass from Dak Prescott (Westin Graves kick)
		5 plays, 26 yards, TOP 1:23, MSU 7 - NCSU 0
	03:31	MSU - De'Runnya Wilson 28 yd pass from Dak Prescott (Graves kick)
		2 plays, 67 yards, TOP 0:18, MSU 14 - NCSU 0
2nd	12:17	MSU - Fred Ross 33 yd run (Graves kick)
		4 plays, 68 yards, TOP 1:46, MSU 21 - NCSU 0
	11:16	NCSU - Pharoah McKeever 82 yd pass from Jacoby Brissett (Kyle Bambarid kick)
		2 plays, 76 yards, TOP 1:01, MSU 21 - NCSU 7
	06:43	NCSU - Jaylen Samuels 48 yd run (Bambarid kick)
		4 plays, 57 yards, TOP 1:07, MSU 21 - NCSU 14
	03:18	MSU - Justin Malone 0 yd Fumble Recovery (Graves kick)
		2 plays, 76 yards, TOP 1:01, MSU 28 - NCSU 14
	00:14	MSU - Graves 39 yd Field Goal
		7 plays, 33 yards, TOP 1:25, MSU 31 - NCSU 14
3rd	07:20	NCSU - Brissett 3 yd run (Bambarid kick)
		7 plays, 65 yards, TOP 1:35, MSU 31 - NCSU 21
	01:16	MSU - Brandon Holloway 10 yd pass from Prescott (Westin kick failed)
		7 plays, 65 yards, TOP 1:35, MSU 37 - NCSU 21
4th	09:41	MSU - Holloway 55 yd pass from Prescott (Graves kick)
		2 plays, 56 yards, TOP 0:42, MSU 44 - NCSU 21
	05:38	MSU - Aeris Williams 33 yd run(Graves kick)
		5 plays, 51 yards, TOP 1:49, MSU 51 - NCSU 21
	00:45	NCSU - Jaylen Samuels 1 yd run (Bambarid kick)
		17 plays, 65 yards, TOP 4:53, MSU 51 - NCSU 28

Team Statistics

	NCSU	MSU
First Downs	20	25
Rushing-Yards	51-210	35-189
Passing	12-28-2	25-42-1
Passing Yards	214	380
Total Plays	79	77
Total Yards	424	569
Average Gain	5.4	7.4
Fumbles-Lost	0-0	0-0
Third Down Conv.	6-17	9-17
Penalties-Yards	4-50	5-55
Punts-Average	5-36.8	4-38.5
Interceptions-Yards	1-0	2-0
Time of Possession	32:05	27:55

Attendance: 46,423

Kickoff time: 3:35 p.m.
 End of Game: 7:11 p.m.
 Total elapsed time: 3:36
 Temperature: 66
 Wind: SE 5 mph
 Weather: Light rain



BOWL HISTORY - 2016

BELK BOWL XV

#18 Virginia Tech 35, Arkansas 24

Thursday, December 29, 2016, 5:30 pm, ESPN

By STEVE REED, AP Sports Writer

CHARLOTTE, N.C. (AP) - It's never easy to replace an icon.

One way to do that is to create your own legacy, something first-year coach Justin Fuente is doing at Virginia Tech after taking over for Frank Beamer.

Jerod Evans threw for 243 yards and two touchdowns and ran for two scores and No. 18 Virginia Tech pulled off an epic comeback -- the largest in the school's 124-year history -- by erasing a 24-point halftime deficit to beat Arkansas 35-24 on Thursday night in the Belk Bowl.

"It's a fantastic honor," Fuente said. "And I think it speaks to our guys -- the character and toughness and what it means to play for Virginia Tech. They love Virginia Tech."

Along with that memorable feat, Fuente also won 10 games this season -- something no other Hokies coach, even Beamer, can say he accomplished in his first season.

It wasn't easy though.

After being limited to 180 yards in the first half, the Hokies (10-4) took advantage of three interceptions by Razorbacks quarterback Austin Allen and scored touchdowns on five of their first seven possessions of the second half to rattle off 35 unanswered points.

Fuente said the Hokies made minor adjustments to their pass rush at halftime, but it was "nothing revolutionary."

"Our kids have phenomenal character, work ethic and toughness," Hokies coach Justin Fuente said. "Playing well was important to them today and we didn't do it in the first half. They regrouped and said they were going to do it one play at a time and they came out and fought, and scratched and clawed and found a way to get the job done."



Evans scored on a 4-yard run and threw touchdown strikes to Sam Rogers and Chris Cunningham to cut it to 24-21 in the third quarter. Travon McMillan put the

Hokies ahead for good with 12:03 left in the game when he scored on a 6-yard run. Evans sealed the win with an 8-yard touchdown scamper.

"Everyone kept coming to me and telling me they're following my lead," Evans said. "I definitely carried that with a chip on my shoulder, and made sure they understood that I'm with them until the wheels fall off. They fed off of me and I fed off of them."

He completed 12 of 16 passes for 129 yards and two TDs in the second half.

Virginia Tech came in averaging 35 points, but the Razorbacks (7-6) set the tone early by turning Evans' fumble and interception into 10 points to take a 17-0 lead in the first quarter. Arkansas extended the lead to 24-0 at halftime and it looked as if it might cruise to an easy victory.

BOWL HISTORY - 2016



But Evans had other ideas.

Allen was spectacular in the first half, completing 13 of 16 passes for 215 yards and two touchdowns. However, his three interceptions in the second half proved costly and he was limited 63 yards passing.

“The second half has been our melting point,” Arkansas coach Bret Bielema said. “... I’ve never seen anything like it and the tied turn against us like that in all three



phases of the game.”

Fuente became the first coach in Virginia Tech history to win 10 games in his first season at the helm.

Fuente credited his seniors handling the change in the coaching staff so well and for developing into leaders.

“They desperately wanted to get Virginia Tech back in the ACC picture and in the national scene and back to 10 victories — and they did it,” Fuente said.

The MVP award was given to wide receiver Cam Phillips. He had six catches for 115 yards.

Arkansas	17	7	0	0	- 24
#18 Virginia Tech	0	0	21	14	- 35

Scoring Summary:

1st	13:23	ARK - Cole Hedlund 38 yd FG 4 plays, 6 yards, TOP 1:24, ARK 3 - VT 0
	02:22	ARK - Austin Allen 1 yd run (Hedlund kick) 9 plays, 90 yards, TOP 4:32, ARK 10 - VT 0
	00:21	ARK - Cheyenne Grady 28 yd pass from Allen (Hedlund kick) 2 plays, 30 yards, TOP 0:40, ARK 17 - VT 0
2nd	10:05	ARK - Keon Hatcher 12 yd pass from Allen (Hedlund kick) 6 plays, 54 yards, TOP 3:36, ARK 24 - VT 0
3rd	13:27	VT - Jerod Evans 4 yd run (Joey Slye kick) 3 plays, 30 yards, TOP 0:40, ARK 24 - VT 7
	04:18	VT - Sam Rogers 3 yd pass from Evans (Slye kick) 5 plays, 44 yards, TOP 2:10, ARK 24 - VT 14
	04:00	VT - Chris Cunningham 5 yd pass from Evans (Slye kick) 1 plays, 5 yards, TOP 0:05, ARK 24 - VT 21
4th	12:03	VT - Travon McMillian 6 yd run (Slye kick) 10 plays, 76 yards, TOP 3:07, ARK 24 - VT 28
	06:41	VT - Evans 1 yd run (Slye kick) 2 plays, 8 yards, TOP 0:16, ARK 24 - VT 35

Team Statistics

	ARK	VT
First Downs	14	25
Rushing-Yards	34-36	44-159
Passing	18-31-3	21-34-1
Passing Yards	278	243
Total Plays	65	78
Total Yards	314	402
Average Gain	4.8	5.2
Fumbles-Lost	1-1	2-1
Third Down Conv.	2-14	7-15
Penalties-Yards	12-75	4-45
Punts-Average	7-43.4	6-39.2
Interceptions-Yards	1-50	3-22
Time of Possession	31:14	28:46

Attendance: 46,902

Kickoff time: 5:36 p.m.
End of Game: 9:31 p.m.
Total elapsed time: 3:55
Temperature: 52
Wind: N/NW 17 mph
Weather: Clearing and windy



BOWL HISTORY - 2017

BELK BOWL XVI

Wake Forest 55, Texas A&M 52

Friday, December 29, 2017, 1:00 pm, ESPN

By STEVE REED, AP Sports Writer

CHARLOTTE, N.C. (AP) - Wake Forest coach Dave Clawson called it a fitting ending to senior quarterback John Wolford's adversity-filled career — one where nothing seemed to come easy.

The four-year starter who battled through two difficult sack-filled 3-9 seasons to begin his career, threw for 400 yards and four touchdowns to help Wake Forest beat Texas A&M 55-52 in the Belk Bowl on Friday.

"If you write the movie script, as soon as he walks out that door there's a girl that falls in love with him and he gets married and lives happily ever after," Clawson said. "It's a storybook ending. You can't make this stuff up."

Clawson said Wolford, who was named the game's Most Valuable Player, deserves every accolade he receives given how he helped put the Wake Forest program back on the map with toughness and tenacity.

It was Wake Forest's second straight bowl season with a bowl win and its first eight-win season since 2008. The Demon Deacons won seven games last season.

"Two years ago there weren't a lot of big John Wolford fans," Clawson said. "For him to go out and ignore the critics and believe in himself is really a testament to his character and the type of person he is."

For Texas A&M (7-6), the future now belongs

to Jimbo Fisher, who will coach next season. Interim coach Jeff Banks coached the team Friday.

The teams combined for 1,260 yards and 107 points, tied for the fourth-highest scoring game in college bowl history.

The all-time record is the 2011 GMAC Bowl where Marshall and East Carolina combined for 125 points.

Running back Matt Colburn ran for 150 yards and provided the go-ahead score with 2:18 left in the game.

Wake Forest's defense stopped the Aggies on downs on their final drive to seal the win, which was no

easy task considering Texas A&M's potent offense.

Aggies quarterback Nick Starkel threw for a Belk Bowl-record 499 yards and four touchdowns — three of those to NFL-ready wide receiver Christian Kirk, who caught 13 passes for 189 yards.

But Wolford got the win.

"Football's a game in which you face a lot of adversity," Wolford said. "I'm not the only one who's faced it. This team has battled for four years, and to get the win today in such a great game, I'm so proud of them."

Scotty Washington had nine catches for 138 yards and a touchdown for the Demon Deacons, while tight end Cam Serigne had nine catches for 112 yards and a score. Tabari Hines added eight



BOWL HISTORY - 2017



receptions for 58 yards and two touchdowns.

Clawson said he had a feeling it would be a shootout.

"I told our offensive coordinator before the game, 'Go fast. I don't know how much it's going to take. ... Keep your foot on the gas,'" Clawson said. "This game was going to come down to whoever could outscore the other team."

Wake Forest spotted Texas A&M (7-6) a 14-point first quarter lead following a pair of special teams miscues, but rattled off 31 straight points in a span of 11 minutes, 16 sec-



onds to take a 31-14 lead in the second quarter.

Texas A&M battled back to take the lead late in the third quarter behind Starkel and Kirk.

"After that first quarter, it felt like an old Western Athletic Conference shootout," said Banks, whose future with the team remains uncertain. "We wanted to stay positive with the kids and not get down on them. They were starting to get down in the first half. We got down three scores, and I was like, 'guys, there's nine minutes left in the second

quarter."

Wake Forest	17	21	3	14	- 55
Texas A&M	14	14	14	10	- 52

Scoring Summary:

1st	12:48	A&M - Charles Oliver 0 yd blocked punt return (Daniel LaCamera kick) 3 plays, 4 yards, TOP 0:55, WF 0 - A&M 7
	11:04	A&M - Trayveon Williams 2 yd run (LaCamera kick) 3 plays, 55 yards, TOP 0:31, WF 0 - A&M 14
	8:47	WF - Scotty Washington 50 yd pass from John Wolford (Mike Weaver kick) 6 plays, 69 yards, TOP 2:17, WF 7 - A&M 14
	5:47	WF - Tabari Hines 7 yd pass from Wolford (Weaver kick) 5 plays, 50 yards, TOP 1:07, WF 14 - A&M 14
	1:33	WF - Weaver 28 yd field goal 5 plays, 70 yards, TOP 0:56, WF 17 - A&M 14
2nd	13:25	WF - Tabari Hines 7 yd pass from Wolford (Weaver kick) 9 plays, 83 yards, TOP 2:13, WF 24 - A&M 14
	12:21	WF - Jessie Bates III 59 yd punt return (Weaver kick) 3 plays, 2 yards, TOP 1:04, WF 31 - A&M 14
	7:31	A&M - Christian Kirk 52 yd pass from Nick Starkel (LaCamera kick) 3 plays, 75 yards, TOP 0:50, WF 31 - A&M 21
	4:33	WF - Cam Serigne 37 yd pass from Wolford (Weaver kick) 3 plays, 47 yards, TOP 0:53, WF 38 - A&M 21
	0:18	A&M - Kirk 10 yd pass from Starkel (LaCamera kick) 9 plays, 80 yards, TOP 1:59, WF 38 - A&M 28
3rd	12:51	A&M - Kirk 9 yd pass from Starkel (LaCamera kick) 4 plays, 64 yards, TOP 0:58, WF 38 - A&M 35
	5:55	WF - Weaver 27 yd field goal 10 plays, 75 yards, TOP 2:19, WF 41 - A&M 35
	1:59	A&M - Keith Ford 1 yd run (LaCamera kick) 7 plays, 67 yards, TOP 1:57, WF 41 - A&M 42
4th	12:39	A&M - LaCamera 19 yd field goal 7 plays, 35 yards, TOP 2:50, WF 41 - A&M 45
	9:06	WF - Cade Carney 1 yd run (Weaver kick) 11 plays, 69 yards, TOP 3:33, WF 48 - A&M 45
	2:51	A&M - Jhamon Ausbon 13 yd pass from Starkel (LaCamera kick) 10 plays, 72 yards, TOP 3:14, WF 48 - A&M 52
	2:18	WF - Matt Colburn 1 yd run (Weaver kick) 13 plays, 69 yards, TOP 3:34, WF 55 - A&M 52

Team Statistics

	WF	A&M
First Downs	31	32
Rushing-Yards	48-246	31-115
Passing	32-49-0	42-63-1
Passing Yards	400	499
Total Plays	97	94
Total Yards	646	614
Average Gain	6.7	6.5
Fumbles-Lost	2-2	2-2
Third Down Conv.	9-21	6-15
Penalties-Yards	4-45	7-75
Punts-Average	4-47.3	7-38.7
Interceptions-Yards	1-8	0-0
Time of Possession	30:10	29:50

Attendance: 32,784

Kickoff time: 1:03 p.m.
End of Game: 5:10 p.m.
Total elapsed time: 4:07
Temperature: 41
Wind: W 3-7 mph
Weather: Clear and cool



BOWL HISTORY - 2018

BELK BOWL XVII

Virginia 28, South Carolina 0

Saturday, December 29, 2018, 12:00 pm, ABC

By STEVE REED, AP Sports Writer

CHARLOTTE, N.C. (AP) - Shortly after winning the Belk Bowl and earning Virginia its first bowl victory since 2005, quarterback Bryce Perkins raised the bar.

“This is the first step toward making big strides,” Perkins said. “Next year we want the Coastal Division — and the ACC championship.”

That would mean knocking off perennial ACC power Clemson, which has won four straight conference titles.

For now though, the Cavaliers (8-5) will have to settle for savoring a 28-0 victory over South Carolina in the Belk Bowl, a win that snapped the longest bowl drought in the ACC.

Perkins threw three touchdown passes to Olamide Zaccheaus, the game’s Most Outstanding Player, and Virginia’s 14th-ranked pass defense dominated a South Carolina team that had averaged more than 38 points over its previous five games.

Perkins completed 22 of 31 passes for 208 yards and ran for 81 yards. Zaccheaus had 12 catches for 100 yards and Jordan Ellis ran for 106 yards and a touchdown as Virginia held more than a 24-minute edge in time of possession.

Perkins said he felt chemistry with Zaccheaus the first day he transferred in last year from Arizona Western Community College — and his favorite target agreed.

“The biggest thing with me and Bryce is we

get along so well off the field — and that just carries over,” Zaccheaus said. “Even when I might not make a play or he might not make a play, it’s like, ‘Who wants it on the next play?’ We’re the same that way.”

Virginia’s defense was relentless.

It put the clamps on quarterback Jake Bentley, who had thrown for 16 touchdowns over the previous five games, including a 510-yard, five-TD performance against Clemson earlier this month.

Bentley was limited to 218 yards on 17-of-39 passing and was intercepted twice.

South Carolina (7-6) was 2 of 13 on third down conversions and 2 of 5 on fourth downs.

The Gamecocks clearly weren’t the same playing without wide receiver Deebo Samuel, who bypassed the bowl game to begin preparing for the NFL draft.

Coach Will Muschamp said he was “disappointed” in the team’s performance, adding “we didn’t put on a good show and that’s on me.”

Bentley said he didn’t play well at all.

“The interceptions especially and then not executing in the red zone is a tough thing to swallow,” said Bentley, who added that he hasn’t made a decision on whether he’ll enter the NFL draft.

The Gamecocks were shut out for the first time since 2006, when they lost 18-0 to Georgia.



BOWL HISTORY - 2018



“That is huge,” Virginia safety Joey Blount said. “I don’t know of many teams that have done that in a bowl. That just shows our defense is for real.”

Bronco Mendenhall’s defense limited what the Gamecocks could muster on offense with a series of blitzes and strong coverage in the secondary. Most of that unit will return next season.

Muschamp said he felt Perkins should have been the game’s MVP because of his ability to “keep plays alive with his feet on third downs” time and time again.

Ellis said having Perkins on the field is like playing a video game.

“You think he’s going to get sacked and he ends up getting out it and running for 10 or 15 yards and getting a first down,” Ellis said. “It’s just crazy to watch him play. He gets out of trouble and can throw the ball down the field. It’s just hard to stop him. He’s going to be even better next year.”



Virginia defensive back Bryce Hall announced he is returning for his senior season after contemplating entering the NFL draft. Hall leads the nation with 20 pass breakups during the regular season. That should bolster a secondary that is returning most of its players other than Tim Harris.

South Carolina	0	0	0	0	- 0
Virginia	7	7	7	7	- 28

Scoring Summary:

1st	03:30	VA - Olamide Zaccheaus 6 yd pass from Bryce Perkins (Brian Delaney kick)
		13 plays, 77 yards, TOP 6:31, VA 7 - SC 0
2nd	13:25	VA - Jordan Ellis 9 yd run (Delaney kick)
		14 plays, 90 yards, TOP 8:10, VA 14 - SC 0
3rd	12:51	VA - Zaccheaus 10 yd pass from Perkins (Delaney kick)
		8 plays, 39 yards, TOP 4:25, VA 21 - SC 0
4th	06:54	VA - Zaccheaus 12 yd pass from Perkins (Delaney kick)
		13 plays, 77 yards, TOP 5:00, VA 28 - SC 0

Team Statistics

	SC	VA
First Downs	12	28
Rushing-Yards	20-33	48-205
Passing	17-39-2	22-31-0
Passing Yards	218	208
Total Plays	59	79
Total Yards	251	413
Average Gain	4.3	5.2
Fumbles-Lost	1-0	1-1
Third Down Conv.	3-13	11-17
Penalties-Yards	5-35	3-30
Punts-Average	5-45.2	4-38.2
Interceptions-Yards	0-0	2-60
Time of Possession	17:25	42:35

Attendance: 48,263

Kickoff time: 12:07 p.m.
 End of Game: 3:23 p.m.
 Total elapsed time: 3:16
 Temperature: 59
 Wind: SW 1 mph
 Weather: Partly cloudy



BOWL HISTORY - 2019

BELK BOWL XVIII

Kentucky 37, Virginia Tech 30

Tuesday, December 31, 2019, 12:00 pm, ESPN

By STEVE REED, AP Sports Writer

CHARLOTTE, N.C. (AP) - Lynn Bowden Jr. outplayed Virginia Tech all day with his feet.

Then he closed them out with his arm.

"Ya'll said I couldn't throw, so over the top it goes," Bowden joked after the game.

Bowden ran for 233 yards on 34 carries, and then tossed a 13-yard touchdown pass to Josh Ali with 15 seconds left as Kentucky rallied behind its remarkable receiver-turned-quarterback to beat Virginia Tech 37-30 on Tuesday in the Belk Bowl.

Bowden ran for two touchdowns before leading an 18-play, 85-yard game-winning drive that took more than eight minutes off the clock. It ended with Ali getting open down the middle of the end zone.

Bowden, who took over as Kentucky's quarterback after five games because of injuries, passed for 73 yards on 12 attempts. His rushing day was the biggest in a bowl game since Texas A&M's Johnny Manziel ran for 219 yards vs. Oklahoma in 2013.

Bowden said he never would have believed his final play as a college player would be a touchdown pass to win a bowl game. But a pregame scuffle with Virginia Tech players -- in which TV footage showed Bowden apparently throwing a punch -- could have written a very different story



for the dynamic quarterback.

For two programs that hadn't met since 1987 -- long before anyone on either roster was born -- this one got testy before kickoff. Tussles broke out between players during pregame warmups, but officials

didn't levy penalties or warnings for the actions.

"It's a lot of emotion," Bowden said. "I could have hurt my team and not been out there (today) with them, so I apologized to my program, my teammates. . We respect Virginia Tech, and if I could go back, I wouldn't do it. But it's in the past."

Wildcats coach Mark Stoops said if Bowden had been the starting quarterback since the beginning of the season he would have been a Heisman Trophy candidate.

"This guy right here is one of the best players in the country," Stoops said of Bowden, the Paul Hornung Award winner for the nation's most versatile player. "He showed that. He and I have been talking for years about him playing defensive back. He's been ready to go in there."

Hendon Hooker threw for 110 yards and two touchdowns and Deshawn McClease ran for 126 yards and a score to lead the Hokies (8-5).

BOWL HISTORY - 2019



Kentucky overcame two second-half turnovers by holding Virginia Tech to two field goals and a punt on its final three possessions.

Bowden, the game's MVP, carried 13 times on the winning drive, converting a fourth down along the way to take a 31-30 lead. The Wildcats (8-5) added a final touchdown as time expired when Jordan Wright returned a failed lateral

attempt by the Hokies 28 yards for a score.

"He's dynamic with the ball in his hands but throwing the ball, that should have been to our advantage when all was said and done," said Virginia Tech's long-time defensive coordinator Bud Foster, who ended his coaching career with a loss. The state of Kentucky improved to 3-0 for the bowl season.



Virginia Tech	10	7	10	3	- 30
Kentucky	7	7	10	13	- 37

Scoring Summary:

1st	11:15	VT - Brian Johnson 54 yd field goal 10 plays, 39 yards, TOP 3:45, VT 3 - UK 0
	04:20	UK - Lynn Bowden 25 yd run (Matt Ruffolo kick) 12 plays, 80 yards, TOP 6:48, VT 3 - UK 7
	02:04	VT - Damon Hazelton 18 yd pass from Hendon Hooker (Johnson kick) 5 plays, 75 yards, TOP 2:16, VT 10 - UK 7
2nd	10:20	VT - Dalton Keene 6 yd pass from Hooker (Johnson kick) 9 plays, 60 yards, TOP 4:40, VT 17 - UK 7
	00:53	UK - Chris Rodriguez 2 yd run (Ruffolo kick) 8 plays, 64 yards, TOP 4:09, VT 17 - UK 14
3rd	11:29	UK - Ruffolo 40 yd field goal 7 plays, 43 yards, TOP 3:31, VT 17 - UK 17
	09:57	VT - Deshawn McCleave 43 yd run (Johnson kick) 4 plays, 76 yards, TOP 1:26, VT 24 - UK 17
	07:57	UK - Bowden 61 yd run (Ruffolo kick) 5 plays, 75 yards, TOP 2:00, VT 24 - UK 24
	03:13	VT - Johnson 40 yd field goal 12 plays, 53 yards, TOP 4:44, VT 27 - UK 24
4th	12:47	VT - Johnson 27 yd field goal 6 plays, 30 yards, TOP 2:46, VT 30 - UK 24
	00:15	UK - Josh Ali 13 yd pass from Bowden (Ruffolo kick) 18 plays, 85 yards, TOP 8:10, VT 30 - UK 31
	00:00	UK - Jordan Wright 28 yd fumble recovery VT 30 - UK 37

Team Statistics

	VT	UK
First Downs	20	22
Rushing-Yards	33-219	55-331
Passing	12-22-0	6-13-1
Passing Yards	110	73
Total Plays	55	68
Total Yards	329	404
Average Gain	6.0	5.9
Fumbles-Lost	1-1	3-1
Third Down Conv.	4-11	6-13
Penalties-Yards	2-30	6-65
Punts-Average	2-41.5	2-36.5
Interceptions-Yards	1-23	0-0
Time of Possession	24:14	35:46

Attendance: 44,138

Kickoff time: 12:03 p.m.
End of Game: 3:23 p.m.
Total elapsed time: 3:20
Temperature: 52
Wind: SW 9 mph
Weather: Sunny



BOWL HISTORY - 2020

DUKE'S MAYO BOWL XIX

Wisconsin 42, Wake Forest 28

Wednesday, December 30, 2020, 12:00 pm, ESPN

By STEVE REED, AP Sports Writer

CHARLOTTE, N.C. (AP) - The Wisconsin Badgers captured the Duke's Mayo Bowl and the trophy that came along with it.

And then they broke it.

While dancing around to celebrate his team's 42-28 victory over Wake Forest on Wednesday, quarterback Graham Mertz dropped the football-shaped piece of Waterford crystal, leaving it shattered on the floor of the locker room after it fell off its base.

"We just wanted everybody to have a piece of that trophy," Wisconsin coach Paul Chryst joked.

That would seem appropriate.

Mertz accounted for three touchdowns and Wisconsin turned four second-half interceptions, all by different players, into 21 points to turn a close game into a near-rout of the Demon Deacons. Five players scored touchdowns for the Badgers.

Mertz, a redshirt freshman, threw for 130 yards and ran for two short TDs as Wisconsin (4-3) finished a rocky 2020 season on a high note.

With the game tied at 21 late in the third quarter, Noah Burks intercepted Wake Forest's Sam



Hartman on a pass in the flat when the intended receiver failed to turn his head around.

Burks returned the ball 41 yards to set up a 14-yard scoring strike from Mertz to Mason Stokke on a wheel route, giving the Badgers their first lead.

Hartman, who had thrown only one interception all season, was picked off on the next three possessions as well.

Scott Nelson had a 60-yard interception

return and Collin Wilder returned a pick 72 yards to set up short TD runs that gave the Badgers a 42-21 lead, resulting in Hartman getting benched. Jack Sanborn had 11 tackles and an interception and was named MVP of the game.

Sanborn said the Badgers picked up on some of Hartman's tendencies.

"Throughout the game, similar concepts coming up," Sanborn said. "We kind of knew where he wanted to throw the ball. He was making throws early in the game. But we got a tell on where he wanted to go with the ball."

Hartman finished 20 of 37 passing for 318 yards with three touchdowns and four

BOWL HISTORY - 2020



interceptions.

Clawson said he felt Hartman was telegraphing his passes.

Wake Forest (4-5) outgained Wisconsin 518-266 on offense, but the Badgers had 176 return yards off interceptions.



Hartman threw three touchdown passes to Jacquarii Roberson to give the Demon Deacons a 21-14 lead early in the third quarter against the nation's No. 1-ranked defense.

The game was played in front of no fans other than family and friends due to the coronavirus pandemic.

Wake Forest	14	0	7	7	- 28
Wisconsin	0	14	14	14	- 42

Scoring Summary:

1st	11:21	WF - Jacquarii Roberson 4 yd pass from Sam Hartman (Jack Crane kick) 9 plays, 65 yards, TOP 3:39, WF 7 - WIS 0
	07:21	WF - Roberson 18 yd pass from Hartman (Crane kick) 6 plays, 71 yards, TOP 1:59, WF 14 - WIS 0
2nd	13:28	WIS - John Chenal 2 yd run (Collin Larsh kick) 11 plays, 75 yards, TOP 6:28, WF 14 - WIS 7
	03:21	WIS - Graham Mertz 1 yd run (Larsh kick) 5 plays, 9 yards, TOP 2:13, WF 14 - WIS 14
3rd	11:11	WF - Roberson 8 yd pass from Hartman (Crane kick) 5 plays, 50 yards, TOP 1:51, WF 21 - WIS 14
	08:45	WIS - Mertz 1 yd run (Larsh kick) 5 plays, 33 yards, TOP 2:15, WF 21 - WIS 21
	01:20	WIS - Mason Stokke 14 yd pass from Mertz (Larsh kick) 2 plays, 32 yards, TOP 0:44, WIS 28 - WF 21
4th	13:49	WIS - Garrett Groshek 1 yd run (Larsh kick) 2 plays, 2 yards, TOP 0:40, WIS 35 - WF 21
	09:24	WIS - Jalen Berger 1 yd run (Larsh kick) 1 play, 3 yards, TOP 0:09, WIS 42 - WF 21
	00:06	WF - Christian Beal-Smith 1 yd run (Crane kick) 12 plays, 59 yards, TOP 2:08, WIS 42 - WF 28

Team Statistics

	WF	WIS
First Downs	27	19
Rushing-Yards	35-111	44-122
Passing	24-52-4	13-20-1
Passing Yards	407	144
Total Plays	87	64
Total Yards	518	266
Average Gain	6.0	4.2
Fumbles-Lost	1-0	2-0
Third Down Conv.	7-16	3-11
Penalties-Yards	5-26	6-39
Punts-Average	4-34.2	6-35.0
Interceptions-Yards	1-0	4-176
Time of Possession	26:08	33:52

Attendance: 1,500 (restricted)

Kickoff time: 12:03 p.m.
End of Game: 3:40 p.m.
Total elapsed time: 3:37
Temperature: 41
Wind: ENE 2 mph
Weather: Cloudy



BOWL HISTORY - 2021

DUKE'S MAYO BOWL XX

South Carolina 38, North Carolina 21

Thursday, December 30, 2021, 11:30 am, ESPN

By STEVE REED, AP Sports Writer

CHARLOTTE, N.C. (AP) - Shane Beamer had a bucket of mayonnaise dumped over his head Thursday, putting a memorable and messy finish on the Gamecocks' 38-21 victory over North Carolina in the Duke's Mayo Bowl.

Jaheim Bell had five catches for 159 yards and two touchdowns for South Carolina (7-6), which rebounded nicely after it lost 30-0 to Clemson in its regular-season finale on Nov.

27. Kevin Harris added 169 yards rushing and a score, helping secure the mayo bath for Beamer.

Bell came into the game with 338 yards receiving and three TDs during the regular season, but figured prominently into the game plan early on.

The sophomore tight end got free for a 69-yard touchdown reception from wide receiver-turned-quarterback Dakereon Joyner and hauled in a 66-yard TD catch from former graduate assistant coach Zeb Noland on South Carolina's first two possessions.

Juju McDowell added a 35-yard TD run in the second quarter as South Carolina averaged 11.6 yards per play while opening a 25-13 lead in the first half.



Sam Howell threw for 205 yards and a touchdown for the Tar Heels (6-7), and reserve running back British Brooks had a bowl record 63-yard touchdown run for the Tar Heels.

South Carolina rotated Joyner and Noland under center, and both were effective.

Joyner came into the game having attempted only one pass this season and 31 in his college career.

But the element of surprise proved effective on the Gamecocks' first possession, when Joyner hit the 6-foot-3, 232-pound Bell in stride down the middle of the field.

Joyner finished 9-of-9 passing for 160 yards and also ran for 64 yards. Noland was 3-of-6 passing for 82 yards as the Gamecocks went nearly three quarters before their first incomplete pass.

Howell, a projected first-round pick in the NFL draft, made several impressive throws with his strong, accurate arm. But the junior quarterback spent most of the game under heavy duress playing behind an offensive line that struggled most of the season.

The Tar Heels cut the lead to 11 midway through the third quarter on a double-reverse

BOWL HISTORY - 2021



flea flicker, with Howell finding a wide-open Garrett Walston for a 37-yard touchdown.

But South's Carolina's offense proved too much for a porous North Carolina defense as the Gamecocks racked up 543 yards on offense.



GAME CHANGER - Dakereon Joyner found Jaheim Bell on Carolina's first possession for a 69-yard touchdown pass with 10:15 left in the first quarter, giving the Gamecocks a lead it would not relinquish. Joyner was a perfect 9-for-9 passing and earned MVP honors while Bell had a career high 159 yards on five receptions.

North Carolina	0	13	8	0	- 21
South Carolina	18	7	7	6	- 38

Scoring Summary:

1st	10:14	USC - Jaheim Bell 69 yd pass from Dakereon Joyner (Parker White kick)
		3 plays, 93 yards, TOP 01:46, USC 7 - UNC 0
	07:45	USC - Bell 66 yd pass from Zeb Noland (Nick Muse pass from Kai Kroeger)
		3 plays, 78 yards, TOP 01:24, USC 15 - UNC 0
	00:27	USC - White 30 yd FG
		9 plays, 54 yards, TOP 05:14, USC 18 - UNC 0
2nd	13:11	UNC - British Brooks 63 yd run (Grayson Atkins kick)
		6 plays, 75 yards, TOP 02:16, USC 18 - UNC 7
	05:44	UNC - Atkins 40 yd FG
		8 plays, 50 yards, TOP 03:30, USC 18 - UNC 10
	02:27	USC - Juju McDowell 35 yd run (White kick)
		6 plays, 75 yards, TOP 03:17, USC 25 - UNC 10
	00:44	UNC - Atkins 36 yd FG
		8 plays, 56 yards, TOP 01:43, USC 25 - UNC 13
3rd	09:53	USC - Kevin Harris 1 yd run (White kick)
		9 plays, 75 yards, TOP 05:07, USC 32 - UNC 13
	07:24	UNC - Garrett Walston 37 yd pass from Sam Howell (Ty Chandler rush)
		6 plays, 75 yards, TOP 02:29, USC 32 - UNC 21
4th	07:44	USC - White 22 FG
		11 plays, 77 yards, TOP 06:20, USC 35 - UNC 21
	00:50	USC - White 22 FG
		10 plays, 61 yards, TOP 05:02, USC 38 - UNC 21

Team Statistics

	UNC	USC
First Downs	14	27
Rushing-Yards	29-128	51-301
Passing	12-21-0	12-15-0
Passing Yards	205	242
Total Plays	50	66
Total Yards	333	543
Average Gain	6.7	8.2
Fumbles-Lost	0-0	0-0
Third Down Conv.	1-10	6-11
Penalties-Yards	4-37	4-20
Punts-Average	5-46.6	2-41.5
Interceptions-Yards	0-0	0-0
Time of Possession	20:58	39:02

Attendance: 45,520

Kickoff time: 11:34 a.m.
 End of Game: 2:43 p.m.
 Total elapsed time: 3:09
 Temperature: 68
 Wind: SW 7 mph
 Weather: Rain



BOWL HISTORY - 2022

DUKE'S MAYO BOWL XXI

Maryland 16, #23 NC State 12

Friday, December 30, 2022, 12:00 pm, ESPN

By STEVE REED, AP Sports Writer

CHARLOTTE, N.C. (AP) - Maryland coach Mike Locksley said a good coach always has a game plan.

That's why he donned an oversized red Noggin Boss hat with a Maryland emblem on it as he sat quietly in a chair awaiting his postgame fate Friday — a bucket of mayonnaise being dumped over his head.

Locksley had agreed to do it for charity weeks ahead of the Duke's Mayo Bowl, saying he'd do anything if it meant winning.



"A former Terp developed the hat and it gave me a little bit of cover" from the mayonnaise, Locksley said.

Tagovailoa threw a 19-

yard touchdown pass to Octavian Smith, Chad Ryland kicked three field goals and Maryland outlasted No. 23 North Carolina State 16-12 in the bowl game at Bank of America Stadium.

Tagovailoa wasn't perfect, finishing 19 of 37 for 221 yards with two interceptions. Roman Hemby ran for 65 yards rushing on 24 carries for



Maryland (8-5), which won its second straight bowl.

Jakorian Bennett, who helped seal the win with a late interception, was named the game's Most Valuable Player.

Ben Finley, one of four different starting

quarterbacks for North Carolina State this season, completed 22 of 48 passes for 269 yards with two interceptions and couldn't find the end zone.

All of N.C. State's points came off the leg of All-American kicker Christopher Dunn, who converted field goals of 38, 19, 38 and 26 yards.

The Terrapins' defense held N.C. State to 27 yards rushing on 18 carries and kept the Wolfpack out of the end zone.

"It's tough when you are missing as many parts as we were but a lot of people are right now," said NC State coach Dave Doeren. "It was a myriad of things on that side of the ball."

Redshirt freshman Billy Edwards Jr. started for Maryland after Tagovailoa was benched for just the first drive.

Maryland took a 10-9 lead in the second quarter when Tagovailoa found Smith in the back left corner of the end zone for the game's only touchdown.

North Carolina State (8-5) certainly had its chances, penetrating the Maryland 25-yard line four times only to come away with four

BOWL HISTORY - 2022



field goals.

The biggest opportunity to seize momentum came in the fourth quarter when Rakeim Ashford intercepted Tagovailoa at the N.C. State 35. But the Terrapins defense answered with a third-down stop and forced a field goal.

N.C. State had one last chance to win it when they got the ball back with 2:34 left in the game at their own 25, but Bennett's leaping interception on a first down throw clinched the



victory.

The senior decided to play in the bowl game even as many of his teammates opted out.

"It was a no-brainer," Bennett said. "I get the opportunity to play the game that I love,

so why not?"

Dunn won the Lou Groza Award, which is given annually to the nation's best kicker, and finished the season converting 28 of 29 field goal tries and all 30 extra-point attempts for the Wolfpack.

Maryland	3	7	3	3	- 16
#23 NC State	3	6	0	3	- 12

Scoring Summary:

1st	06:10	NCSt - Christopher Dunn 38 yd FG 7 plays, 59 yards, TOP 02:53, NCSt 3 - UMD 0
	03:24	UMD - Chad Ryland 42 yd FG 5 plays, 29 yards, TOP 02:34, NCSt 3 - UMD 3
2nd	08:08	UMD - Octavian Smith 19 yd pass from Taulia Tagovailoa (Ryland kick) 8 plays, 68 yards, TOP 03:33, UMD 10 - NCSt 3
	04:37	NCSt - Dunn 19 yd FG 11 plays, 73 yards, TOP 03:30, UMD 10 - NCSt 6
	00:14	NCSt - Dunn 38 yd FG 7 plays, 32 yards, TOP 00:58, UMD 10 - NCSt 9
3rd	08:06	UMD - Ryland 33 yd FG 12 plays, 59 yards, TOP 04:52, UMD 13 - NCSt 9
4th	07:44	NCSt - Dunn 26 yd FG 5 plays, 26 yards, TOP 01:50, UMD 13 - NCSt 12
	00:50	UMD - Ryland 45 yd FG 10 plays, 48 yards, TOP 03:47, UMD 16 - NCSt 12

Team Statistics

	UMD	NCSt
First Downs	17	13
Rushing-Yards	41-76	18-27
Passing	20-38-2	22-48-2
Passing Yards	266	269
Total Plays	79	66
Total Yards	342	296
Average Gain	4.3	4.5
Fumbles-Lost	1-0	0-0
Third Down Conv.	10-21	5-18
Penalties-Yards	8-60	6-35
Punts-Average	5-45.2	7-41.0
Interceptions-Yards	2-0	2-0
Time of Possession	35:34	24:26

Attendance: 37,228

Kickoff time: 12:04 a.m.
End of Game: 3:51 p.m.
Total elapsed time: 3:47
Temperature: 58
Wind: E 1 mph
Weather: Cloudy

